**G9**

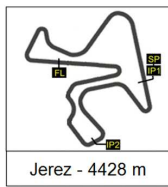
## GT WINTER SERIES Qualifying Practice 2 RESULTS

CONDICIONES ATMOSFERICAS: **Soleado**ESTADO DE LA PISTA: **Seca**

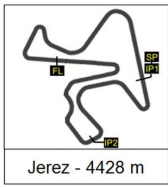
Ord.	#	Piloto	Licencia	Club	Marca	NV	VR	Tiempo	Gap	Intv	VMax
1	101	GT3 Caresani, Colin	GER	Schnitzelalm Racing	Mercedes	3	2	1:39.775	----	----	225,7
2	111	GT3 Winkelhock, Markus	GER	Phoenix Racing	Audi	4	4	1:40.607	0.832	0.832	227,7
3	26	CX Fischer, Michael	AUS	78Racing-Team	Lamborghini	7	4	1:41.834	2.059	1.227	239,0
4	21	C2 Blattner, Dustin	GER	PRE operated by Manthey R	Porsche	6	2	1:44.211	4.436	2.377	226,3
5	80	GT3 Wang, To Yip Ruben	GER	Liqui Moly Team Engstler	Audi	8	7	1:44.641	4.867	0.431	227,7
6	72	GT3 Lopez, Francesco	GER	Die Biermacher Racing	Ferrari	6	4	1:45.150	5.375	0.508	223,8
7	78	CX Wimberger, Christian	AUS	78Racing-Team	Lamborghini	5	3	1:45.311	5.536	0.161	235,4
8	888	C2 Sawaya, Fuad	GER	PRE operated by Manthey R	Porsche	7	5	1:45.336	5.561	0.025	225,1
9	92	CX Lisa, Petr	CHE	RTR Projects	KTM	6	6	1:45.406	5.631	0.070	226,8
10	33	C2 Svepes, Dieter	GER	Huber Racing	Porsche	8	8	1:45.514	5.739	0.108	227,7
11	54	C1 Buttarelli, Samuele	ITA	Rosscorsa	Ferrari	7	7	1:46.100	6.325	0.586	224,8
12	319	C2 Mansour, Tareq	GER	PRE operated by Manthey R	Porsche	7	2	1:46.102	6.327	0.002	225,8
13	741	C2 Klaja, Igor	POL	PTT Racing	Porsche	7	7	1:46.473	6.698	0.371	223,6
14	110	C2 Ferrer, Matteo	GER	Phoenix Racing	Porsche	7	5	1:47.175	7.400	0.702	226,7
15	66	C1 Nußbaumer, Alexander	GER	Liqui Moly Team Engstler	Ferrari	7	5	1:47.945	8.170	0.770	224,5
16	3	C2 Guirre, Giuseppe	ITA	Raptor Engineering	Porsche	5	3	1:48.057	8.282	0.112	224,3
17	911	C2 Martins, Leandro	POR	Martins, Leandro	Porsche	6	4	1:48.993	9.218	0.936	225,2
18	112	C2 Krämer, Karsten	GER	Krämer, Karsten	Porsche	7	5	1:49.084	9.309	0.091	222,0
19	250	GT4 Clark, Charles	GER	PROsport Racing	Aston Martin	5	5	1:49.254	9.479	0.170	210,9
20	7	GT4 Engman, Kevin	SWE	Auto Lounge Racing	Audi	6	4	1:49.452	9.677	0.198	213,5
21	19	GT4 Ameida, Rodrigo	GER	Mücke Motorsport	Mercedes	7	4	1:49.684	9.909	0.232	207,1
22	1	GT4 Härtling, Jay Mo	GER	Schnitzelalm Racing	Mercedes	7	3	1:49.773	9.998	0.089	208,9
23	11	GT4 Mesch, Joel	GER	Schnitzelalm Racing	Mercedes	7	6	1:50.186	10.411	0.413	208,7
24	85	GT4 Springob, Jan Philipp	GER	CV Performance	Mercedes	7	5	1:50.218	10.443	0.032	206,9
25	35	C2 Kapfinger, Michael	GER	Huber Racing	Porsche	6	6	1:50.546	10.772	0.329	225,5
26	23	GT4 Lefterov, Pavel	BUL	Overdrive Racing	Porsche	6	4	1:50.773	10.998	0.226	211,1
27	18	GT4 Gjerdrum, Emil	GER	Mücke Motorsport	Mercedes	7	3	1:50.781	11.006	0.008	207,5
28	87	GT4 Anderson, Per	SWE	Auto Lounge Racing	Audi	5	4	1:50.862	11.087	0.081	206,9
29	91	GT3 Horn, Klaus	GER	Joos, Michael	Porsche	6	6	1:51.807	12.032	0.945	223,2
30	310	GT4 Martin, Celia	GER	PROsport Racing	Aston Martin	7	6	1:51.819	12.044	0.012	208,0
31	128	C3 Greiling, Andreas	AUS	MS Racing	Richter, Jens	7	7	1:52.282	12.507	0.463	208,7
32	48	GT4 Sokolovskiy, Evgeny	GER	PROsport Racing	Aston Martin	7	7	1:52.315	12.540	0.033	206,7
33	56	C3 Tedenström, Thomas	SWE	WILECO	Porsche	7	7	1:53.915	14.140	1.600	208,6
34	974	C3 Speakerwas, Marco	GER	Krämer, Karsten	Porsche	7	7	1:54.177	14.402	0.262	207,7
35	700	GT4 Goos, Thilo	GER	Mücke Motorsport	Aston Martin	7	4	1:55.481	15.706	1.304	208,0
36	42	C4 Lemoine, Julien	FRA	ANS Motorsport	Ligier	4	4	1:57.330	17.555	1.849	202,3
37	34	C1 Tasev, Mutlu	GER	JvO Racing	Ferrari	7	6	1:59.442	19.667	2.112	220,0
38	981	C3 Ober, Alexander	AUS	78Racing-Team	Porsche	5	4	1:59.762	19.988	0.321	202,1
39	81	BMW Smorg	SPA	Promotion Motorsport	BMW	4	4	1:59.787	20.012	0.024	203,4
40	185	C1 Arefpour, Armin	GER	JvO Racing	Ferrari	6	3	2:02.031	22.256	2.244	215,7
41	818	C1 Halle, Nick	GER	JvO Racing	Ferrari	6	6	2:04.724	24.949	2.693	217,8
42	820	C3 Chinchilla, Manuel	POR	Racar Motorsport	Porsche	2	2	2:22.915	43.140	18.191	194,6

Circuito de Jerez, 12 DE FEBRERO DE 2023

LOS COMISARIOS DEPORTIVOS	EL DIRECTOR DE CARRERA	EL JEFE DE CRONOMETRAJE
Hora:	Hora:	RESULTADOS PUBLICADOS A LAS 09:48 HORAS

**GT WINTER SERIES  
SPRINT RACE 2  
STARTING GRID**

1	2	<b>111</b>	Winkelhock, Markus	<b>1:40.607</b>	1	<b>101</b>	Caresani, Colin	<b>1:39.775</b>
2	3	<b>26</b>	Fischer, Michael	<b>1:41.834</b>	4	<b>80</b>	Wang, To Yip Ruben	<b>1:44.642</b>
3	5	<b>72</b>	Lopez, Francesco	<b>1:45.150</b>	6	<b>78</b>	Wimberger, Christian	<b>1:45.311</b>
4	7	<b>888</b>	Sawaya, Fuad	<b>1:45.336</b>	8	<b>92</b>	Lisa, Petr	<b>1:45.406</b>
5	9	<b>33</b>	Svepes, Dieter	<b>1:45.514</b>	10	<b>54</b>	Buttarelli, Samuele	<b>1:46.100</b>
6	11	<b>319</b>	Mansour, Tareq	<b>1:46.102</b>	12	<b>110</b>	Ferrer, Matteo	<b>1:47.175</b>
7	13	<b>66</b>	Nußbaumer, Alexander	<b>1:47.945</b>	14	<b>3</b>	Guirrerri, Giuseppe	<b>1:48.057</b>
8	15	<b>911</b>	Martins, Leandro	<b>1:48.993</b>	16	<b>112</b>	Krämer, Karsten	<b>1:49.084</b>
9	17	<b>250</b>	Clark, Charles	<b>1:49.254</b>	18	<b>7</b>	Engman, Kevin	<b>1:49.452</b>
10	19	<b>19</b>	Ameida, Rodrigo	<b>1:49.684</b>	20	<b>1</b>	Härtling, Jay Mo	<b>1:49.773</b>
11	21	<b>11</b>	Mesch, Joel	<b>1:50.186</b>	22	<b>85</b>	Springob, Jan Philipp	<b>1:50.218</b>
12	23	<b>35</b>	Kapfinger, Michael	<b>1:50.547</b>	24	<b>21</b>	Blattner, Dustin	<b>1:44.211</b>
13	25	<b>741</b>	Klaja, Igor	<b>1:46.473</b>	26	<b>23</b>	Lefterov, Pavel	<b>1:50.773</b>
14	27	<b>18</b>	Gjerdrum, Emil	<b>1:50.781</b>	28	<b>87</b>	Anderson, Per	<b>1:50.862</b>



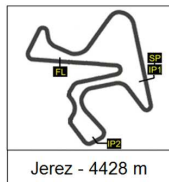
G10

### GT WINTER SERIES SPRINT RACE 2 STARTING GRID

15	<b>91</b>	29 Horn, Klaus	1:51.807	<b>310</b>	30 Martin, Celia	1:51.819
16	<b>128</b>	31 Greiling, Andreas	1:52.282	<b>48</b>	32 Sokolovskiy, Evgeny	1:52.315
17	<b>56</b>	33 Tedenström, Thomas	1:53.915	<b>974</b>	34 Speakerwas, Marco	1:54.177
18	<b>700</b>	35 Goos, Thilo	1:55.481	<b>42</b>	36 Lemoine, Julien	1:57.330
19	<b>34</b>	37 Tasev, Mutlu	1:59.442	<b>981</b>	38 Ober, Alexander	1:59.763
20	<b>81</b>	39 Smorg	1:59.787	<b>185</b>	40 Arefpour, Armin	2:02.031
21	<b>818</b>	41 Halle, Nick	2:04.724	<b>820</b>	42 Chinchilla, Manuel	2:22.915
22	<b>113</b>	43 Hillaby, Chris	---	<b>992</b>	44 Daum, Sebastian	---
23	<b>55</b>	45 De Marco, Nicola	---			

LOS COMISARIOS DEPORTIVOS

EL JEFE DE CRONOMETRAJE



G11

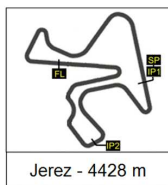
## GT WINTER SERIES Qualifying Practice 2 LAP BY LAP

Vuelta	1	3	7	11	18	19	21	23	26	33	34	35
1	1:57.454	2:03.803	2:22.882	2:21.256	2:11.644	2:06.682	2:05.013	2:31.500	2:09.344	1:57.870	2:13.246	2:02.432
2	1:50.411	1:48.146	1:55.148	1:56.613	1:52.402	1:52.714	1:44.211*	2:23.578	1:49.267	1:49.995	2:03.208	2:04.007
3	1:49.773*	1:48.057*	1:54.838	1:50.583	1:50.781*	1:50.090	1:44.946	2:11.805	1:43.246	1:45.904	2:02.841	1:59.295
4	1:49.783	1:51.545	1:49.452*	1:52.418	1:51.934	1:49.684*	1:48.306	1:50.773*	1:41.834*	1:49.401	2:02.882	2:00.054
5	1:49.861	1:50.481	1:51.374	1:50.658	1:53.112	1:51.338	PIT EXIT	2:16.145	1:45.021	1:46.322	2:01.321	1:54.300
6	1:54.487		2:08.397	1:50.186*	1:52.941	1:52.579	2:05.707	1:51.310	1:43.629	1:55.276	1:59.442*	1:50.546*
7	1:54.824			1:50.615	1:50.822	1:51.944			1:42.797	1:46.439	1:59.477	
8										1:45.514*		

Vuelta	42	48	54	56	66	72	78	80	81	85	87	91
1	2:29.657	2:30.682	2:00.376	2:17.638	2:17.136	1:59.261	2:10.048	2:10.320	2:06.647	2:16.998	2:23.897	2:32.388
2	2:07.147	2:08.105	1:48.097	1:58.221	1:57.620	1:51.543	1:54.135	1:51.160	2:00.878	2:01.359	2:04.390	2:04.165
3	2:00.343	2:00.072	1:47.312	1:54.507	1:49.385	1:46.142	1:45.311*	1:49.177	2:02.673	1:55.324	1:51.302	1:59.115
4	1:57.330*	1:54.959	1:50.131	1:55.685	1:49.913	1:45.150*	1:45.626	1:49.953	1:59.787*	1:53.082	1:50.862*	1:59.662
5		1:53.377	1:46.681	2:00.417	1:47.945*	1:49.232	1:52.978	1:45.208		1:50.218*	1:51.107	1:54.969
6		1:52.477	1:54.134	1:55.208	1:56.341	1:52.876		1:47.086		1:50.338		1:51.807*
7		1:52.315*	1:46.100*	1:53.915*	1:48.254			1:44.641*		1:50.271		
8								1:50.614				

Vuelta	92	101	110	111	112	128	185	250	310	319	700	741
1	2:18.203	1:45.002	1:57.305	1:53.020	1:57.851	2:26.110	2:10.926	2:23.333	2:21.470	1:52.990	2:07.336	1:57.900
2	1:59.366	1:39.775*	1:50.237	1:44.790	1:50.445	2:09.018	2:04.267	2:04.059	2:03.987	1:46.102*	1:57.421	1:49.362
3	1:52.277	1:44.669	1:50.576	1:43.189	1:49.944	1:59.008	2:02.031*	1:51.212	1:54.962	1:46.899	1:57.653	1:55.727
4	1:46.994		1:48.444	1:40.607*	1:49.815	1:54.887	2:08.590	1:54.370	1:52.310	1:56.371	1:55.481*	2:01.809
5	1:52.645		1:47.175*		1:49.084*	2:02.837	2:10.689	1:49.254*	1:51.948	1:49.692	1:56.332	1:48.846
6	1:45.406*		1:47.888		1:49.854	1:54.733	2:03.608		1:51.819*	2:00.048	1:57.348	1:47.053
7			1:48.317		1:51.282	1:52.282*			1:53.871	1:47.649	1:57.267	1:46.473*

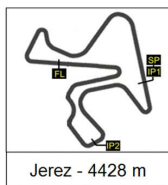
Vuelta	818	820	888	911	974	981						
1	2:19.140	2:31.851	1:56.472	2:21.206	2:20.778	2:32.409						
2	2:05.204	2:22.915*	1:47.429	1:57.836	2:02.107	2:07.835						
3	2:07.181		1:50.649	1:51.490	1:56.419	2:02.865						
4	2:05.876		1:51.974	1:48.993*	1:57.896	1:59.762*						
5	2:05.366		1:45.336*	1:51.171	1:55.196	2:01.539						
6	2:04.724*		2:05.680	1:58.667	1:55.023							
7			1:45.338		1:54.177*							



1  
**G12**

## GT WINTER SERIES Qualifying Practice 2 ANALYSIS

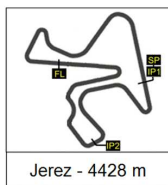
Número	1		3		7		11		18		19		21		
	Vta	Sector	Vuelta	Sector	Vuelta	Sector	Vuelta	Sector	Vuelta	Sector	Vuelta	Sector	Vuelta		
1	IP1	46.325	46.325	51.809	51.809	1:01.94	1:01.941	57.083	57.083	51.437	51.437	53.853	53.853	46.359	46.359
	IP2	32.795	1:19.120	34.161	1:25.970	39.421	1:41.362	38.865	1:35.948	35.058	1:26.495	33.984	1:27.837	35.046	1:21.405
	FL	38.335	<b>1:57.454</b>	37.833	<b>2:03.803</b>	41.520	<b>2:22.882</b>	45.308	<b>2:21.256</b>	45.149	<b>2:11.644</b>	38.845	<b>2:06.682</b>	43.608	<b>2:05.013</b>
2	IP1	42.266	42.266	<b>41.309</b>	<b>41.309</b>	45.009	45.009	45.465	45.465	43.544	43.544	43.777	43.777	<b>39.791</b>	<b>39.791</b>
	IP2	31.235	1:13.501	<b>30.218</b>	<b>1:11.527</b>	32.536	1:17.545	32.331	1:17.796	31.435	1:14.979	31.291	1:15.068	<b>29.355</b>	<b>1:09.146</b>
	FL	36.910	<b>1:50.411</b>	36.619	<b>1:48.146</b>	37.603	<b>1:55.148</b>	38.817	<b>1:56.613</b>	37.424	<b>1:52.402</b>	37.647	<b>1:52.714</b>	<b>35.065</b>	<b>1:44.211</b>
3	IP1	<b>41.853</b>	<b>41.853</b>	41.529	41.529	42.719	42.719	42.894	42.894	42.662	42.662	42.096	42.096	40.049	40.049
	IP2	31.072	1:12.925	30.463	1:11.992	31.950	1:14.669	<b>30.769</b>	1:13.663	31.103	1:13.765	31.163	1:13.259	29.536	1:09.585
	FL	36.848	<b>1:49.773</b>	<b>36.065</b>	<b>1:48.057</b>	40.169	<b>1:54.838</b>	<b>36.920</b>	<b>1:50.583</b>	<b>37.016</b>	<b>1:50.781</b>	36.831	<b>1:50.090</b>	35.361	<b>1:44.946</b>
4	IP1	42.004	42.004	42.415	42.415	<b>41.910</b>	<b>41.910</b>	42.429	42.429	43.071	43.071	42.098	42.098	41.117	41.117
	IP2	30.950	1:12.954	31.201	1:13.616	<b>30.639</b>	<b>1:12.549</b>	31.945	1:14.374	31.335	1:14.406	<b>30.833</b>	<b>1:12.931</b>	31.553	1:12.670
	FL	<b>36.829</b>	<b>1:49.783</b>	37.929	<b>1:51.545</b>	<b>36.903</b>	<b>1:49.452</b>	38.044	<b>1:52.418</b>	37.528	<b>1:51.934</b>	<b>36.753</b>	<b>1:49.684</b>	35.636	<b>1:48.306</b>
5	IP1	41.933	41.933	41.661	41.661	41.982	41.982	42.456	42.456	42.836	42.836	<b>41.889</b>	<b>41.889</b>	41.349	41.349
	IP2	<b>30.824</b>	<b>1:12.757</b>	31.916	1:13.577	30.676	1:12.658	30.808	1:13.264	32.104	1:14.940	31.121	1:13.010	32.871	1:14.220
	FL	37.104	<b>1:49.861</b>	36.905	<b>1:50.481</b>	38.716	<b>1:51.374</b>	37.394	<b>1:50.658</b>	38.172	<b>1:53.112</b>	38.329	<b>1:51.338</b>	1:11.70	<b>PIT EXIT</b>
6	IP1	42.278	42.278	41.862	41.862	49.084	49.084	42.319	42.319	42.472	42.472	43.647	43.647	51.197	51.197
	IP2	33.788	1:16.066	31.522	1:13.384	38.661	1:27.745	30.902	1:13.221	31.050	1:13.522	31.578	1:15.225	36.980	1:28.177
	FL	38.421	<b>1:54.487</b>	-----	-----	40.652	<b>2:08.397</b>	36.965	<b>1:50.186</b>	39.419	<b>1:52.941</b>	37.354	<b>1:52.579</b>	37.530	<b>2:05.707</b>
7	IP1	43.594	43.594	-----	-----	42.106	42.106	<b>42.027</b>	<b>42.027</b>	<b>42.430</b>	<b>42.430</b>	42.560	42.560	40.162	40.162
	IP2	32.562	1:16.156	-----	-----	39.033	1:21.139	30.979	<b>1:13.006</b>	<b>31.035</b>	<b>1:13.465</b>	32.168	1:14.728	31.794	1:11.956
	FL	38.668	<b>1:54.824</b>	-----	-----	-----	-----	37.609	<b>1:50.615</b>	37.357	<b>1:50.822</b>	37.216	<b>1:51.944</b>	-----	-----
8	IP1	43.279	43.279	-----	-----	-----	-----	42.513	42.513	-----	-----	43.595	43.595	-----	-----
	IP2	32.854	1:16.133	-----	-----	-----	-----	34.959	1:17.472	-----	-----	37.571	1:21.166	-----	-----
	FL	-----	-----	-----	-----	-----	-----	-----	-----	-----	-----	-----	-----	-----	-----



2  
**G12**

## GT WINTER SERIES Qualifying Practice 2 ANALYSIS

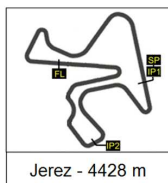
Número	23		26		33		34		35		42		48		
	Vta	Sector	Vuelta	Sector	Vuelta	Sector	Vuelta	Sector	Vuelta	Sector	Vuelta	Sector	Vuelta		
1	IP1	1:03.11	1:03.114	54.776	54.776	47.118	47.118	50.122	50.122	48.752	48.752	1:03.50	1:03.506	1:00.66	1:00.669
	IP2	40.888	1:44.002	36.934	1:31.710	32.617	1:19.735	37.565	1:27.687	32.989	1:21.741	41.104	1:44.610	41.994	1:42.663
	FL	47.498	<b>2:31.500</b>	37.634	<b>2:09.344</b>	38.135	<b>1:57.870</b>	45.559	<b>2:13.246</b>	40.691	<b>2:02.432</b>	45.047	<b>2:29.657</b>	48.019	<b>2:30.682</b>
2	IP1	48.012	48.012	41.928	41.928	42.091	42.091	48.955	48.955	44.751	44.751	49.306	49.306	49.343	49.343
	IP2	40.218	1:28.230	31.100	1:13.028	31.370	1:13.461	34.509	1:23.464	33.133	1:17.884	35.873	1:25.179	37.105	1:26.448
	FL	55.348	<b>2:23.578</b>	36.239	<b>1:49.267</b>	36.534	<b>1:49.995</b>	39.744	<b>2:03.208</b>	46.123	<b>2:04.007</b>	41.968	<b>2:07.147</b>	41.657	<b>2:08.105</b>
3	IP1	50.982	50.982	39.258	39.258	40.282	40.282	47.940	47.940	43.126	43.126	46.184	46.184	45.292	45.292
	IP2	41.689	1:32.671	28.967	1:08.225	30.000	1:10.282	35.230	1:23.170	39.457	1:22.583	34.167	1:20.351	35.324	1:20.616
	FL	39.134	<b>2:11.805</b>	35.021	<b>1:43.246</b>	35.622	<b>1:45.904</b>	39.671	<b>2:02.841</b>	36.712	<b>1:59.295</b>	39.992	<b>2:00.343</b>	39.456	<b>2:00.072</b>
4	IP1	42.748	42.748	<b>38.837</b>	<b>38.837</b>	40.571	40.571	46.558	46.558	45.759	45.759	<b>44.947</b>	<b>44.947</b>	44.972	44.972
	IP2	<b>31.063</b>	<b>1:13.811</b>	<b>28.901</b>	<b>1:07.738</b>	<b>29.693</b>	1:10.264	35.519	1:22.077	35.709	1:21.468	<b>33.235</b>	<b>1:18.182</b>	31.822	1:16.794
	FL	<b>36.962</b>	<b>1:50.773</b>	<b>34.096</b>	<b>1:41.834</b>	39.137	<b>1:49.401</b>	40.805	<b>2:02.882</b>	38.586	<b>2:00.054</b>	<b>39.148</b>	<b>1:57.330</b>	38.165	<b>1:54.959</b>
5	IP1	<b>42.066</b>	<b>42.066</b>	39.392	39.392	<b>40.210</b>	<b>40.210</b>	46.922	46.922	<b>41.597</b>	<b>41.597</b>			44.008	44.008
	IP2	36.788	1:18.854	28.973	1:08.365	29.696	<b>1:09.906</b>	<b>34.449</b>	1:21.371	33.977	1:15.574			31.964	1:15.972
	FL	57.292	<b>2:16.145</b>	36.656	<b>1:45.021</b>	36.416	<b>1:46.322</b>	39.950	<b>2:01.321</b>	38.726	<b>1:54.300</b>			<b>37.405</b>	<b>1:53.377</b>
6	IP1	42.173	42.173	39.211	39.211	42.715	42.715	<b>45.721</b>	<b>45.721</b>	42.522	42.522			<b>42.785</b>	<b>42.785</b>
	IP2	32.041	1:14.214	29.617	1:08.828	34.357	1:17.072	34.554	<b>1:20.275</b>	<b>31.889</b>	<b>1:14.411</b>			32.242	1:15.027
	FL	37.096	<b>1:51.310</b>	34.801	<b>1:43.629</b>	38.205	<b>1:55.276</b>	39.167	<b>1:59.442</b>	<b>36.136</b>	<b>1:50.546</b>			37.451	<b>1:52.477</b>
7	IP1			39.133	39.133	40.409	40.409	45.737	45.737	52.336	52.336			42.993	42.993
	IP2			29.542	1:08.675	30.189	1:10.598	34.985	1:20.722	59.665	1:52.001			<b>31.515</b>	<b>1:14.508</b>
	FL			34.122	<b>1:42.797</b>	35.841	<b>1:46.439</b>	<b>38.755</b>	<b>1:59.477</b>					37.807	<b>1:52.315</b>
8	IP1			42.495	42.495	40.330	40.330							44.962	44.962
	IP2			34.195	1:16.690	29.881	1:10.211							34.070	1:19.032
	FL					<b>35.303</b>	<b>1:45.514</b>								



3  
**G12**

## GT WINTER SERIES Qualifying Practice 2 ANALYSIS

Número	54		56		66		72		78		80		81		
Vta	Sector	Vuelta	Sector	Vuelta	Sector	Vuelta	Sector	Vuelta	Sector	Vuelta	Sector	Vuelta	Sector	Vuelta	
1	IP1	50.551	50.551	57.664	57.664	56.967	56.967	49.250	49.250	54.912	54.912	51.244	51.244	52.387	52.387
	IP2	32.949	1:23.500	37.324	1:34.988	38.129	1:35.096	33.189	1:22.439	36.410	1:31.322	36.469	1:27.713	34.218	1:26.605
	FL	36.877	<b>2:00.376</b>	42.650	<b>2:17.638</b>	42.040	<b>2:17.136</b>	36.822	<b>1:59.261</b>	38.726	<b>2:10.048</b>	42.607	<b>2:10.320</b>	<b>40.042</b>	<b>2:06.647</b>
2	IP1	42.014	42.014	46.473	46.473	46.436	46.436	41.726	41.726	45.571	45.571	43.129	43.129	46.740	46.740
	IP2	30.570	1:12.584	33.056	1:19.529	32.683	1:19.119	31.287	1:13.013	32.352	1:17.923	30.699	1:13.828	34.048	1:20.788
	FL	35.513	<b>1:48.097</b>	38.692	<b>1:58.221</b>	38.501	<b>1:57.620</b>	38.530	<b>1:51.543</b>	36.212	<b>1:54.135</b>	37.333	<b>1:51.160</b>	40.090	<b>2:00.878</b>
3	IP1	40.409	40.409	43.653	43.653	42.427	42.427	40.344	40.344	<b>40.177</b>	<b>40.177</b>	43.143	43.143	46.503	46.503
	IP2	31.020	1:11.429	31.867	1:15.520	<b>30.507</b>	1:12.934	30.014	1:10.358	<b>30.055</b>	<b>1:10.232</b>	30.616	1:13.759	34.154	1:20.657
	FL	35.883	<b>1:47.312</b>	38.987	<b>1:54.507</b>	36.451	<b>1:49.385</b>	35.784	<b>1:46.142</b>	35.079	<b>1:45.311</b>	35.418	<b>1:49.177</b>	42.016	<b>2:02.673</b>
4	IP1	41.850	41.850	45.039	45.039	42.510	42.510	<b>39.886</b>	<b>39.886</b>	40.203	40.203	40.496	40.496	<b>45.598</b>	<b>45.598</b>
	IP2	<b>29.901</b>	1:11.751	32.553	1:17.592	30.912	1:13.422	<b>29.820</b>	<b>1:09.706</b>	30.402	1:10.605	31.839	1:12.335	34.038	<b>1:19.636</b>
	FL	38.380	<b>1:50.131</b>	<b>38.093</b>	<b>1:55.685</b>	36.491	<b>1:49.913</b>	<b>35.444</b>	<b>1:45.150</b>	<b>35.021</b>	<b>1:45.626</b>	37.618	<b>1:49.953</b>	40.151	<b>1:59.787</b>
5	IP1	<b>40.233</b>	<b>40.233</b>	44.380	44.380	<b>41.457</b>	<b>41.457</b>	42.384	42.384	43.551	43.551	40.035	40.035	45.810	45.810
	IP2	31.063	1:11.296	33.708	1:18.088	30.848	1:12.305	31.339	1:13.723	33.175	1:16.726	30.008	1:10.043	<b>33.987</b>	1:19.797
	FL	<b>35.385</b>	<b>1:46.681</b>	42.329	<b>2:00.417</b>	<b>35.640</b>	<b>1:47.945</b>	35.509	<b>1:49.232</b>	36.253	<b>1:52.978</b>	35.165	<b>1:45.208</b>		-----
6	IP1	40.369	40.369	44.394	44.394	44.552	44.552	40.570	40.570	40.670	40.670	40.918	40.918		
	IP2	30.814	1:11.183	32.528	1:16.922	35.309	1:19.861	32.829	1:13.399	30.487	1:11.157	<b>29.973</b>	1:10.891		
	FL	42.951	<b>1:54.134</b>	38.286	<b>1:55.208</b>	36.480	<b>1:56.341</b>	39.477	<b>1:52.876</b>		-----	36.195	<b>1:47.086</b>		
7	IP1	40.393	40.393	<b>43.562</b>	<b>43.562</b>	41.486	41.486	45.462	45.462			<b>39.507</b>	<b>39.507</b>		
	IP2	29.912	<b>1:10.305</b>	<b>31.764</b>	<b>1:15.326</b>	30.577	<b>1:12.063</b>	36.843	1:22.305			30.207	<b>1:09.714</b>		
	FL	35.795	<b>1:46.100</b>	38.589	<b>1:53.915</b>	36.191	<b>1:48.254</b>		-----			<b>34.928</b>	<b>1:44.641</b>		
8	IP1	42.104	42.104			42.326	42.326					39.571	39.571		
	IP2	34.372	1:16.476			36.043	1:18.369					31.176	1:10.747		
	FL		-----		-----		-----					39.867	<b>1:50.614</b>		

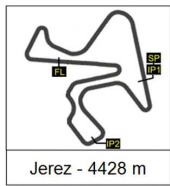


4  
**G12**

## GT WINTER SERIES Qualifying Practice 2 ANALYSIS

Número	85		87		91		92		101		110		111		
	Vta	Sector	Vuelta	Sector	Vuelta	Sector	Vuelta	Sector	Vuelta	Sector	Vuelta	Sector	Vuelta		
1	IP1	57.912	57.912	59.027	59.027	1:11.75	1:11.757	56.918	56.918	42.137	42.137	47.297	47.297	42.511	42.511
	IP2	37.065	1:34.977	40.940	1:39.967	40.086	1:51.843	37.658	1:34.576	28.771	1:10.908	32.108	1:19.405	29.610	1:12.121
	FL	42.021	<b>2:16.998</b>	43.930	<b>2:23.897</b>	40.546	<b>2:32.388</b>	43.627	<b>2:18.203</b>	34.094	<b>1:45.002</b>	37.900	<b>1:57.305</b>	40.899	<b>1:53.020</b>
2	IP1	47.725	47.725	48.519	48.519	44.055	44.055	45.738	45.738	<b>37.915</b>	<b>37.915</b>	42.556	42.556	41.096	41.096
	IP2	35.263	1:22.988	36.373	1:24.892	38.534	1:22.589	34.372	1:20.110	<b>28.031</b>	<b>1:05.946</b>	31.366	1:13.922	28.244	1:09.340
	FL	38.372	<b>2:01.359</b>	39.498	<b>2:04.390</b>	41.576	<b>2:04.165</b>	39.256	<b>1:59.366</b>	<b>33.829</b>	<b>1:39.775</b>	36.315	<b>1:50.237</b>	35.450	<b>1:44.790</b>
3	IP1	43.190	43.190	43.144	43.144	43.104	43.104	44.482	44.482	39.836	39.836	41.391	41.391	40.363	40.363
	IP2	32.414	1:15.604	31.226	1:14.370	37.705	1:20.809	31.004	1:15.486	30.326	1:10.162	30.688	1:12.079	<b>27.886</b>	1:08.249
	FL	39.720	<b>1:55.324</b>	<b>36.932</b>	<b>1:51.302</b>	38.306	<b>1:59.115</b>	36.791	<b>1:52.277</b>	34.507	<b>1:44.669</b>	38.497	<b>1:50.576</b>	34.940	<b>1:43.189</b>
4	IP1	42.787	42.787	42.391	42.391	<b>41.513</b>	<b>41.513</b>	41.114	41.114	39.045	39.045	41.340	41.340	<b>38.268</b>	<b>38.268</b>
	IP2	31.606	1:14.393	31.193	1:13.584	<b>30.797</b>	<b>1:12.310</b>	30.234	1:11.348	29.971	1:09.016	30.837	1:12.177	28.209	<b>1:06.477</b>
	FL	38.689	<b>1:53.082</b>	37.278	<b>1:50.862</b>	47.352	<b>1:59.662</b>	35.646	<b>1:46.994</b>		-----	36.267	<b>1:48.444</b>	<b>34.130</b>	<b>1:40.607</b>
5	IP1	<b>42.155</b>	<b>42.155</b>	42.504	42.504	41.517	41.517	42.741	42.741			41.345	41.345	38.413	38.413
	IP2	<b>30.797</b>	<b>1:12.952</b>	<b>30.868</b>	1:13.372	33.970	1:15.487	31.433	1:14.174			<b>30.215</b>	1:11.560	31.162	1:09.575
	FL	37.266	<b>1:50.218</b>	37.735	<b>1:51.107</b>	39.482	<b>1:54.969</b>	38.472	<b>1:52.645</b>			<b>35.615</b>	<b>1:47.175</b>		-----
6	IP1	42.242	42.242	<b>42.084</b>	<b>42.084</b>	41.971	41.971	<b>40.502</b>	<b>40.502</b>			41.185	41.185		
	IP2	30.908	1:13.150	31.038	<b>1:13.122</b>	32.978	1:14.949	<b>29.696</b>	<b>1:10.198</b>			30.652	1:11.837		
	FL	37.188	<b>1:50.338</b>		-----	<b>36.858</b>	<b>1:51.807</b>	<b>35.208</b>	<b>1:45.406</b>			36.051	<b>1:47.888</b>		
7	IP1	42.175	42.175					44.428	44.428			<b>41.064</b>	<b>41.064</b>		
	IP2	31.089	1:13.264					37.828	1:22.256			30.415	<b>1:11.479</b>		
	FL	<b>37.007</b>	<b>1:50.271</b>				-----		-----			36.838	<b>1:48.317</b>		
8	IP1	42.537	42.537									41.729	41.729		
	IP2	31.188	1:13.725									32.892	1:14.621		
	FL		-----										-----		

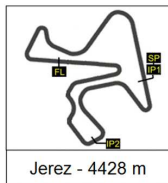




5  
**G12**

## GT WINTER SERIES Qualifying Practice 2 ANALYSIS

Número	112		128		185		250		310		319		700		
	Vta	Sector	Vuelta	Sector	Vuelta	Sector	Vuelta	Sector	Vuelta	Sector	Vuelta	Sector	Vuelta		
1	IP1	49.075	49.075	58.549	58.549	52.891	52.891	59.123	59.123	57.531	57.531	45.575	45.575	53.022	53.022
	IP2	31.900	1:20.975	41.306	1:39.855	36.050	1:28.941	38.755	1:37.878	39.891	1:37.422	30.583	1:16.158	35.127	1:28.149
	FL	36.876	<b>1:57.851</b>	46.255	<b>2:26.110</b>	41.985	<b>2:10.926</b>	45.455	<b>2:23.333</b>	44.048	<b>2:21.470</b>	36.832	<b>1:52.990</b>	39.187	<b>2:07.336</b>
2	IP1	42.676	42.676	49.190	49.190	47.487	47.487	49.819	49.819	47.782	47.782	<b>40.769</b>	<b>40.769</b>	45.274	45.274
	IP2	31.352	1:14.028	37.853	1:27.043	<b>34.720</b>	1:22.207	34.525	1:24.344	34.692	1:22.474	<b>29.799</b>	<b>1:10.568</b>	33.173	1:18.447
	FL	36.417	<b>1:50.445</b>	41.975	<b>2:09.018</b>	42.060	<b>2:04.267</b>	39.715	<b>2:04.059</b>	41.513	<b>2:03.987</b>	35.534	<b>1:46.102</b>	38.974	<b>1:57.421</b>
3	IP1	42.360	42.360	44.153	44.153	47.236	47.236	42.759	42.759	44.126	44.126	41.482	41.482	44.956	44.956
	IP2	<b>31.150</b>	1:13.510	35.481	1:19.634	34.904	<b>1:22.140</b>	31.401	1:14.160	32.911	1:17.037	30.009	1:11.491	33.308	1:18.264
	FL	36.434	<b>1:49.944</b>	39.374	<b>1:59.008</b>	<b>39.891</b>	<b>2:02.031</b>	37.052	<b>1:51.212</b>	37.925	<b>1:54.962</b>	<b>35.408</b>	<b>1:46.899</b>	39.389	<b>1:57.653</b>
4	IP1	41.979	41.979	45.014	45.014	48.649	48.649	<b>41.920</b>	<b>41.920</b>	43.348	43.348	46.452	46.452	44.435	44.435
	IP2	31.413	1:13.392	31.967	1:16.981	37.002	1:25.651	30.712	1:12.632	31.679	1:15.027	31.860	1:18.312	<b>32.436</b>	<b>1:16.871</b>
	FL	36.423	<b>1:49.815</b>	<b>37.906</b>	<b>1:54.887</b>	42.939	<b>2:08.590</b>	41.738	<b>1:54.370</b>	<b>37.283</b>	<b>1:52.310</b>	38.059	<b>1:56.371</b>	38.610	<b>1:55.481</b>
5	IP1	<b>41.743</b>	<b>41.743</b>	43.764	43.764	53.067	53.067	41.992	41.992	43.099	43.099	41.274	41.274	<b>44.297</b>	<b>44.297</b>
	IP2	31.219	<b>1:12.962</b>	36.549	1:20.313	36.909	1:29.976	<b>30.557</b>	<b>1:12.549</b>	31.486	1:14.585	31.781	1:13.055	32.596	1:16.893
	FL	<b>36.122</b>	<b>1:49.084</b>	42.524	<b>2:02.837</b>	40.713	<b>2:10.689</b>	<b>36.705</b>	<b>1:49.254</b>	37.363	<b>1:51.948</b>	36.637	<b>1:49.692</b>	39.440	<b>1:56.332</b>
6	IP1	41.848	41.848	44.796	44.796	<b>46.551</b>	<b>46.551</b>	42.050	42.050	<b>42.968</b>	<b>42.968</b>	46.069	46.069	45.899	45.899
	IP2	31.245	1:13.093	31.836	1:16.632	36.890	1:23.441	30.754	1:12.804	<b>31.432</b>	<b>1:14.400</b>	32.880	1:18.949	32.910	1:18.809
	FL	36.762	<b>1:49.854</b>	38.101	<b>1:54.733</b>	40.167	<b>2:03.608</b>	-----	-----	37.419	<b>1:51.819</b>	41.099	<b>2:00.048</b>	<b>38.539</b>	<b>1:57.348</b>
7	IP1	42.440	42.440	<b>42.764</b>	<b>42.764</b>	47.645	47.645			43.563	43.563	41.810	41.810	44.923	44.923
	IP2	32.209	1:14.649	<b>31.598</b>	<b>1:14.362</b>	40.389	1:28.034			32.361	1:15.924	30.193	1:12.003	33.378	1:18.301
	FL	36.633	<b>1:51.282</b>	37.920	<b>1:52.282</b>	-----	-----			37.947	<b>1:53.871</b>	35.646	<b>1:47.649</b>	38.966	<b>1:57.267</b>
8	IP1	42.254	42.254							43.683	43.683			44.783	44.783
	IP2									36.426	1:20.109			37.185	1:21.968
	FL														



6  
**G12**

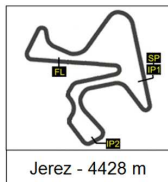
## GT WINTER SERIES Qualifying Practice 2 ANALYSIS

Número	741		818		820		888		911		974		981		
	Vta	Sector	Vuelta	Sector	Vuelta	Sector	Vuelta	Sector	Vuelta	Sector	Vuelta	Sector	Vuelta		
1	IP1	47.489	47.489	53.489	53.489			48.455	48.455	1:00.08	1:00.086	58.123	58.123	1:02.08	1:02.080
	IP2	31.746	1:19.235	40.996	1:34.485			30.998	1:19.453	37.477	1:37.563	39.917	1:38.040	45.224	1:47.304
	FL	38.665	<b>1:57.900</b>	44.655	<b>2:19.140</b>	2:31.85	<b>2:31.851</b>	37.019	<b>1:56.472</b>	43.643	<b>2:21.206</b>	42.738	<b>2:20.778</b>	45.105	<b>2:32.409</b>
2	IP1	41.395	41.395	48.441	48.441			40.702	40.702	44.875	44.875	47.604	47.604	49.063	49.063
	IP2	30.552	1:11.947	36.773	1:25.214			30.383	1:11.085	32.909	1:17.784	34.571	1:22.175	37.950	1:27.013
	FL	37.415	<b>1:49.362</b>	<b>39.990</b>	<b>2:05.204</b>	<b>48.369</b>	<b>2:22.915</b>	36.344	<b>1:47.429</b>	40.052	<b>1:57.836</b>	39.932	<b>2:02.107</b>	40.822	<b>2:07.835</b>
3	IP1	47.049	47.049	49.138	49.138	58.766	58.766	42.698	42.698	41.651	41.651	44.738	44.738	<b>45.448</b>	<b>45.448</b>
	IP2	31.409	1:18.458	37.687	1:26.825	40.212	1:38.978	31.208	1:13.906	31.932	1:13.583	33.160	1:17.898	36.075	1:21.523
	FL	37.269	<b>1:55.727</b>	40.356	<b>2:07.181</b>		-----	36.743	<b>1:50.649</b>	37.907	<b>1:51.490</b>	38.521	<b>1:56.419</b>	41.342	<b>2:02.865</b>
4	IP1	41.447	41.447	49.200	49.200			40.774	40.774	41.937	41.937	44.771	44.771	45.682	45.682
	IP2	41.722	1:23.169	36.510	1:25.710			31.435	1:12.209	<b>30.977</b>	1:12.914	32.880	1:17.651	<b>33.744</b>	<b>1:19.426</b>
	FL	38.641	<b>2:01.809</b>	40.166	<b>2:05.876</b>			39.765	<b>1:51.974</b>	<b>36.079</b>	<b>1:48.993</b>	40.245	<b>1:57.896</b>	<b>40.337</b>	<b>1:59.762</b>
5	IP1	41.538	41.538	48.241	48.241			40.601	40.601	<b>41.347</b>	<b>41.347</b>	44.330	44.330	45.955	45.955
	IP2	30.179	1:11.717	35.833	1:24.074			<b>29.602</b>	<b>1:10.203</b>	30.994	<b>1:12.341</b>	32.594	1:16.924	34.796	1:20.751
	FL	37.130	<b>1:48.846</b>	41.292	<b>2:05.366</b>			35.133	<b>1:45.336</b>	38.830	<b>1:51.171</b>	38.272	<b>1:55.196</b>	40.788	<b>2:01.539</b>
6	IP1	40.928	40.928	47.420	47.420			48.715	48.715	45.413	45.413	43.542	43.542	47.093	47.093
	IP2	30.320	1:11.248	<b>35.401</b>	<b>1:22.821</b>			35.232	1:23.947	34.483	1:19.896	32.496	1:16.038	36.740	1:23.833
	FL	<b>35.805</b>	<b>1:47.053</b>	41.903	<b>2:04.724</b>			41.734	<b>2:05.680</b>	38.771	<b>1:58.667</b>	38.986	<b>1:55.023</b>		-----
7	IP1	<b>40.471</b>	<b>40.471</b>	<b>46.988</b>	<b>46.988</b>			<b>40.593</b>	<b>40.593</b>	41.950	41.950	43.775	43.775		
	IP2	<b>30.130</b>	<b>1:10.601</b>	36.183	1:23.171			29.726	1:10.319	31.760	1:13.710	<b>32.199</b>	<b>1:15.974</b>		
	FL	35.872	<b>1:46.473</b>		-----			<b>35.019</b>	<b>1:45.338</b>		-----	<b>38.203</b>	<b>1:54.177</b>		
8	IP1	48.024	48.024					51.318	51.318			<b>43.535</b>	<b>43.535</b>		
	IP2	33.505	1:21.529					39.340	1:30.658			32.574	1:16.109		
	FL		-----						-----				-----		

**G13**

## GT WINTER SERIES Qualifying Practice 2 40 BEST LAPS

Dorsal	Piloto	Nat	Equipo	Maq.	Hora	Vuelta	Tiempo
101	Caresani, Colin	GER	Schnitzelalm Racing	Mercedes	9:38:29	2	1:39.775
111	Winkelhock, Markus	GER	Phoenix Racing	Audi	9:37:24	4	1:40.607
26	Fischer, Michael	AUS	78Racing-Team	Lamborghini	9:37:22	4	1:41.834
26	Fischer, Michael	AUS	78Racing-Team	Lamborghini	9:42:33	7	1:42.797
111	Winkelhock, Markus	GER	Phoenix Racing	Audi	9:35:44	3	1:43.189
26	Fischer, Michael	AUS	78Racing-Team	Lamborghini	9:35:40	3	1:43.246
26	Fischer, Michael	AUS	78Racing-Team	Lamborghini	9:40:50	6	1:43.629
21	Blattner, Dustin	GER	PRE operated by Manthey Racing	Porsche	9:34:54	2	1:44.211
80	Wang, To Yip Ruben	GER	Liqui Moly Team Engstler	Audi	9:43:01	7	1:44.641
101	Caresani, Colin	GER	Schnitzelalm Racing	Mercedes	9:40:13	3	1:44.669
111	Winkelhock, Markus	GER	Phoenix Racing	Audi	9:34:01	2	1:44.790
21	Blattner, Dustin	GER	PRE operated by Manthey Racing	Porsche	9:36:39	3	1:44.946
101	Caresani, Colin	GER	Schnitzelalm Racing	Mercedes	9:36:49	1	1:45.002
26	Fischer, Michael	AUS	78Racing-Team	Lamborghini	9:39:07	5	1:45.021
72	Lopez, Francesco	GER	Die Biermacher Racing	Ferrari	9:39:03	4	1:45.150
80	Wang, To Yip Ruben	GER	Liqui Moly Team Engstler	Audi	9:39:29	5	1:45.208
78	Wimberger, Christian	AUS	78Racing-Team	Lamborghini	9:37:13	3	1:45.311
888	Sawaya, Fuad	GER	PRE operated by Manthey Racing	Porsche	9:39:53	5	1:45.336
888	Sawaya, Fuad	GER	PRE operated by Manthey Racing	Porsche	9:43:44	7	1:45.338
92	Lisa, Petr	CHE	RTR Projects	KTM	9:43:20	6	1:45.406
33	Svepes, Dieter	GER	Huber Racing	Porsche	9:44:13	8	1:45.514
78	Wimberger, Christian	AUS	78Racing-Team	Lamborghini	9:38:58	4	1:45.626
33	Svepes, Dieter	GER	Huber Racing	Porsche	9:35:10	3	1:45.904
54	Buttarelli, Samuele	ITA	Rossocorsa	Ferrari	9:43:18	7	1:46.100
319	Mansour, Tareq	GER	PRE operated by Manthey Racing	Porsche	9:34:43	2	1:46.102
72	Lopez, Francesco	GER	Die Biermacher Racing	Ferrari	9:37:18	3	1:46.142
33	Svepes, Dieter	GER	Huber Racing	Porsche	9:38:45	5	1:46.322
33	Svepes, Dieter	GER	Huber Racing	Porsche	9:42:27	7	1:46.439
741	Klaja, Igor	POL	PTT Racing	Porsche	9:43:41	7	1:46.473
54	Buttarelli, Samuele	ITA	Rossocorsa	Ferrari	9:39:37	5	1:46.681
319	Mansour, Tareq	GER	PRE operated by Manthey Racing	Porsche	9:36:29	3	1:46.899
92	Lisa, Petr	CHE	RTR Projects	KTM	9:39:42	4	1:46.994
741	Klaja, Igor	POL	PTT Racing	Porsche	9:41:55	6	1:47.053
80	Wang, To Yip Ruben	GER	Liqui Moly Team Engstler	Audi	9:41:16	6	1:47.086
110	Ferrer, Matteo	GER	Phoenix Racing	Porsche	9:39:08	5	1:47.175
54	Buttarelli, Samuele	ITA	Rossocorsa	Ferrari	9:36:01	3	1:47.312
888	Sawaya, Fuad	GER	PRE operated by Manthey Racing	Porsche	9:34:25	2	1:47.429
319	Mansour, Tareq	GER	PRE operated by Manthey Racing	Porsche	9:44:03	7	1:47.649
110	Ferrer, Matteo	GER	Phoenix Racing	Porsche	9:40:56	6	1:47.888
66	Nußbaumer, Alexander	GER	Liqui Moly Team Engstler	Ferrari	9:39:27	5	1:47.945



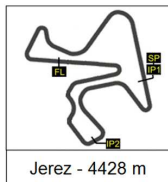
## GT WINTER SERIES Qualifying Practice 2 TOP FIVE LAPS

Piloto	Nat	Equipo	Top Five Laps				
101 Caresani, Colin	GER	Schnitzelalm Racing	1:39.775	1:44.669	1:45.002	PIT EXIT	
111 Winkelhock, Markus	GER	Phoenix Racing	1:40.607	1:43.189	1:44.790	1:53.020	PIT EXIT
26 Fischer, Michael	AUS	78Racing-Team	1:41.834	1:42.797	1:43.246	1:43.629	1:45.021
21 Blattner, Dustin	GER	PRE operated by Manthey Racing	1:44.211	1:44.946	1:48.306	2:05.013	2:05.707
80 Wang, To Yip Ruben	GER	Liqui Moly Team Engstler	1:44.641	1:45.208	1:47.086	1:49.177	1:49.953
72 Lopez, Francesco	GER	Die Biermacher Racing	1:45.150	1:46.142	1:49.232	1:51.543	1:52.876
78 Wimberger, Christian	AUS	78Racing-Team	1:45.311	1:45.626	1:52.978	1:54.135	2:10.048
888 Sawaya, Fuad	GER	PRE operated by Manthey Racing	1:45.336	1:45.338	1:47.429	1:50.649	1:51.974
92 Lisa, Petr	CHE	RTR Projects	1:45.406	1:46.994	1:52.277	1:52.645	1:59.366
33 Svepes, Dieter	GER	Huber Racing	1:45.514	1:45.904	1:46.322	1:46.439	1:49.401
54 Buttarelli, Samuele	ITA	Rossocorsa	1:46.100	1:46.681	1:47.312	1:48.097	1:50.131
319 Mansour, Tareq	GER	PRE operated by Manthey Racing	1:46.102	1:46.899	1:47.649	1:49.692	1:52.990
741 Klaja, Igor	POL	PTT Racing	1:46.473	1:47.053	1:48.846	1:49.362	1:55.727
110 Ferrer, Matteo	GER	Phoenix Racing	1:47.175	1:47.888	1:48.317	1:48.444	1:50.237
66 Nußbaumer, Alexander	GER	Liqui Moly Team Engstler	1:47.945	1:48.254	1:49.385	1:49.913	1:56.341
3 Guirri, Giuseppe	ITA	Raptor Engineering	1:48.057	1:48.146	1:50.481	1:51.545	2:03.803
911 Martins, Leandro	POR	Martins, Leandro	1:48.993	1:51.171	1:51.490	1:57.836	1:58.667
112 Krämer, Karsten	GER	Krämer, Karsten	1:49.084	1:49.815	1:49.854	1:49.944	1:50.445
250 Clark, Charles	GER	PROsport Racing	1:49.254	1:51.212	1:54.370	2:04.059	2:23.333
7 Engman, Kevin	SWE	Auto Lounge Racing	1:49.452	1:51.374	1:54.838	1:55.148	2:08.397
19 Ameida, Rodrigo	GER	Mücke Motorsport	1:49.684	1:50.090	1:51.338	1:51.944	1:52.579
1 Härtling, Jay Mo	GER	Schnitzelalm Racing	1:49.773	1:49.783	1:49.861	1:50.411	1:54.487
11 Mesch, Joel	GER	Schnitzelalm Racing	1:50.186	1:50.583	1:50.615	1:50.658	1:52.418
85 Springob, Jan Philipp	GER	CV Performance	1:50.218	1:50.271	1:50.338	1:53.082	1:55.324
35 Kapfinger, Michael	GER	Huber Racing	1:50.546	1:54.300	1:59.295	2:00.054	2:02.432
23 Lefterov, Pavel	BUL	Overdrive Racing	1:50.773	1:51.310	2:11.805	2:16.145	2:23.578
18 Gjerdrum, Emil	GER	Mücke Motorsport	1:50.781	1:50.822	1:51.934	1:52.402	1:52.941
87 Anderson, Per	SWE	Auto Lounge Racing	1:50.862	1:51.107	1:51.302	2:04.390	2:23.897
91 Horn, Klaus	GER	Joos, Michael	1:51.807	1:54.969	1:59.115	1:59.662	2:04.165
310 Martin, Celia	GER	PROsport Racing	1:51.819	1:51.948	1:52.310	1:53.871	1:54.962
128 Greiling, Andreas	AUS	MS Racing	1:52.282	1:54.733	1:54.887	1:59.008	2:02.837
48 Sokolovskiy, Evgeny	GER	PROsport Racing	1:52.315	1:52.477	1:53.377	1:54.959	2:00.072

**G14**

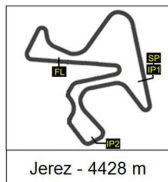
## GT WINTER SERIES Qualifying Practice 2 TOP FIVE LAPS

Piloto	Nat	Equipo	Top Five Laps				
<b>56</b> Tedenström, Thomas	SWE	WILECO	<b>1:53.915</b>	1:54.507	1:55.208	1:55.685	1:58.221
<b>974</b> Speakerwas, Marco	GER	Krämer, Karsten	<b>1:54.177</b>	1:55.023	1:55.196	1:56.419	1:57.896
<b>700</b> Goos, Thilo	GER	Mücke Motorsport	<b>1:55.481</b>	1:56.332	1:57.267	1:57.348	1:57.421
<b>42</b> Lemoine, Julien	FRA	ANS Motorsport	<b>1:57.330</b>	2:00.343	2:07.147	2:29.657	PIT EXIT
<b>34</b> Tasev, Mutlu	GER	JvO Racing	<b>1:59.442</b>	1:59.477	2:01.321	2:02.841	2:02.882
<b>981</b> Ober, Alexander	AUS	78Racing-Team	<b>1:59.762</b>	2:01.539	2:02.865	2:07.835	2:32.409
<b>81</b> Smorg	SPA	Promotion Motorsport	<b>1:59.787</b>	2:00.878	2:02.673	2:06.647	PIT EXIT
<b>185</b> Arefpour, Armin	GER	JvO Racing	<b>2:02.031</b>	2:03.608	2:04.267	2:08.590	2:10.689
<b>818</b> Halle, Nick	GER	JvO Racing	<b>2:04.724</b>	2:05.204	2:05.366	2:05.876	2:07.181
<b>820</b> Chinchilla, Manuel	POR	Racar Motorsport	<b>2:22.915</b>	2:31.851	PIT EXIT		



## GT WINTER SERIES Qualifying Practice 2 40 BEST MAXIMUM SPEEDS

Dorsal	Piloto	Nat	Equipo	Maq.	Hora	Vuelta	Vmax
26	Fischer, Michael	AUS	78Racing-Team	Lamborghini	9:39:46	5	239,0
26	Fischer, Michael	AUS	78Racing-Team	Lamborghini	9:36:19	3	238,5
26	Fischer, Michael	AUS	78Racing-Team	Lamborghini	9:41:30	6	237,4
26	Fischer, Michael	AUS	78Racing-Team	Lamborghini	9:38:01	4	236,8
26	Fischer, Michael	AUS	78Racing-Team	Lamborghini	9:34:36	2	235,6
78	Wimberger, Christian	AUS	78Racing-Team	Lamborghini	9:36:08	2	235,4
78	Wimberger, Christian	AUS	78Racing-Team	Lamborghini	9:41:32	5	235,4
26	Fischer, Michael	AUS	78Racing-Team	Lamborghini	9:32:49	1	232,7
78	Wimberger, Christian	AUS	78Racing-Team	Lamborghini	9:37:53	3	232,2
33	Svepes, Dieter	GER	Huber Racing	Porsche	9:43:07	7	227,7
80	Wang, To Yip Ruben	GER	Liqui Moly Team Engstler	Audi	9:36:35	3	227,7
111	Winkelhock, Markus	GER	Phoenix Racing	Audi	9:32:57	1	227,7
33	Svepes, Dieter	GER	Huber Racing	Porsche	9:35:50	3	227,5
33	Svepes, Dieter	GER	Huber Racing	Porsche	9:34:04	2	227,2
111	Winkelhock, Markus	GER	Phoenix Racing	Audi	9:36:22	3	227,1
33	Svepes, Dieter	GER	Huber Racing	Porsche	9:41:21	6	227,0
111	Winkelhock, Markus	GER	Phoenix Racing	Audi	9:38:03	4	226,9
92	Lisa, Petr	CHE	RTR Projects	KTM	9:42:15	5	226,8
110	Ferrer, Matteo	GER	Phoenix Racing	Porsche	9:34:23	2	226,7
110	Ferrer, Matteo	GER	Phoenix Racing	Porsche	9:41:37	6	226,7
78	Wimberger, Christian	AUS	78Racing-Team	Lamborghini	9:34:19	1	226,7
33	Svepes, Dieter	GER	Huber Racing	Porsche	9:37:39	4	226,5
111	Winkelhock, Markus	GER	Phoenix Racing	Audi	9:34:41	2	226,5
21	Blattner, Dustin	GER	PRE operated by Manthey Racing	Porsche	9:35:34	2	226,3
92	Lisa, Petr	CHE	RTR Projects	KTM	9:38:36	3	226,2
80	Wang, To Yip Ruben	GER	Liqui Moly Team Engstler	Audi	9:41:56	6	226,1
21	Blattner, Dustin	GER	PRE operated by Manthey Racing	Porsche	9:33:50	1	226,1
110	Ferrer, Matteo	GER	Phoenix Racing	Porsche	9:36:14	3	225,9
21	Blattner, Dustin	GER	PRE operated by Manthey Racing	Porsche	9:43:39	6	225,9
110	Ferrer, Matteo	GER	Phoenix Racing	Porsche	9:39:49	5	225,9
319	Mansour, Tareq	GER	PRE operated by Manthey Racing	Porsche	9:39:07	4	225,8
101	Caresani, Colin	GER	Schnitzelalm Racing	Mercedes	9:40:52	3	225,7
101	Caresani, Colin	GER	Schnitzelalm Racing	Mercedes	9:37:27	1	225,6
101	Caresani, Colin	GER	Schnitzelalm Racing	Mercedes	9:39:09	2	225,5
35	Kapfinger, Michael	GER	Huber Racing	Porsche	9:41:13	5	225,5
111	Winkelhock, Markus	GER	Phoenix Racing	Audi	9:31:05	0	225,3
911	Martins, Leandro	POR	Martins, Leandro	Porsche	9:43:10	6	225,2
911	Martins, Leandro	POR	Martins, Leandro	Porsche	9:35:40	2	225,2
888	Sawaya, Fuad	GER	PRE operated by Manthey Racing	Porsche	9:38:48	4	225,1
110	Ferrer, Matteo	GER	Phoenix Racing	Porsche	9:38:02	4	225,0

**G16**

## GT WINTER SERIES Qualifying Practice 1 TOP FIVE MAXIMUM SPEEDS

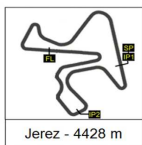
Piloto	Nat	Equipo	Top Five Vmax				
26 Fischer, Michael	AUS	78Racing-Team	239,0	238,5	237,4	236,8	235,6
78 Wimberger, Christian	AUS	78Racing-Team	235,4	235,4	232,2	226,7	209,8
33 Svepes, Dieter	GER	Huber Racing	227,7	227,5	227,2	227,0	226,5
111 Winkelhock, Markus	GER	Phoenix Racing	227,7	227,1	226,9	226,5	225,3
80 Wang, To Yip Ruben	GER	Liqui Moly Team Engstler	227,7	226,1	224,4	224,1	222,8
92 Lisa, Petr	CHE	RTR Projects	226,8	226,2	224,1	219,5	219,5
110 Ferrer, Matteo	GER	Phoenix Racing	226,7	226,7	225,9	225,9	225,0
21 Blattner, Dustin	GER	PRE operated by Manthey Racing	226,3	226,1	225,9	216,3	212,5
319 Mansour, Tareq	GER	PRE operated by Manthey Racing	225,8	223,6	222,5	218,0	215,7
101 Caresani, Colin	GER	Schnitzelalm Racing	225,7	225,6	225,5	221,3	
35 Kapfinger, Michael	GER	Huber Racing	225,5	206,1	187,8	181,2	157,5
911 Martins, Leandro	POR	Martins, Leandro	225,2	225,2	224,6	223,5	222,3
888 Sawaya, Fuad	GER	PRE operated by Manthey Racing	225,1	224,8	224,7	224,5	224,0
54 Buttarelli, Samuele	ITA	Rossocorsa	224,8	224,7	224,7	224,1	223,8
66 Nußbaumer, Alexander	GER	Liqui Moly Team Engstler	224,5	222,0	221,7	219,7	218,6
3 Guirrieri, Giuseppe	ITA	Raptor Engineering	224,3	224,1	223,9	223,3	223,0
72 Lopez, Francesco	GER	Die Biermacher Racing	223,8	222,4	222,2	219,2	217,1
741 Klaja, Igor	POL	PTT Racing	223,6	223,4	221,1	220,9	217,4
91 Horn, Klaus	GER	Joos, Michael	223,2	222,6	219,7	218,8	200,3
112 Krämer, Karsten	GER	Krämer, Karsten	222,0	221,9	221,0	220,5	220,0
34 Tasev, Mutlu	GER	JvO Racing	220,0	218,7	217,1	216,3	213,8
818 Halle, Nick	GER	JvO Racing	217,8	216,8	216,6	211,0	205,9
185 Arefpour, Armin	GER	JvO Racing	215,7	213,4	210,4	209,5	206,4
7 Engman, Kevin	SWE	Auto Lounge Racing	213,5	213,1	213,0	212,4	208,1
23 Lefterov, Pavel	BUL	Overdrive Racing	211,1	209,8	209,4	185,2	180,8
250 Clark, Charles	GER	PROsport Racing	210,9	209,8	208,3	207,5	184,4
1 Härtling, Jay Mo	GER	Schnitzelalm Racing	208,9	208,7	208,4	207,8	207,7
11 Mesch, Joel	GER	Schnitzelalm Racing	208,7	208,0	207,7	206,7	206,6
128 Greiling, Andreas	AUS	MS Racing	208,7	207,2	206,8	205,8	204,3
56 Tedenström, Thomas	SWE	WILECO	208,6	208,2	208,1	206,9	206,1
310 Martin, Celia	GER	PROsport Racing	208,0	207,8	207,0	206,7	206,6
700 Goos, Thilo	GER	Mücke Motorsport	208,0	206,6	206,4	205,3	205,2



**GT WINTER SERIES**  
**Qualifying Practice 1**  
**TOP FIVE MAXIMUM SPEEDS**

<b>Piloto</b>	<b>Nat</b>	<b>Equipo</b>	<b>Top Five Vmax</b>				
<b>974</b> Speakerwas, Marco	GER	Krämer, Karsten	<b>207,7</b>	207,0	206,6	206,1	205,5
<b>18</b> Gjerdrum, Emil	GER	Mücke Motorsport	<b>207,5</b>	205,7	204,9	204,8	203,4
<b>19</b> Ameida, Rodrigo	GER	Mücke Motorsport	<b>207,1</b>	206,5	205,7	205,1	204,8
<b>85</b> Springob, Jan Philipp	GER	CV Performance	<b>206,9</b>	206,7	206,7	205,9	205,6
<b>87</b> Anderson, Per	SWE	Auto Lounge Racing	<b>206,9</b>	206,7	206,7	200,7	186,2
<b>48</b> Sokolovskiy, Evgeny	GER	PROsport Racing	<b>206,7</b>	205,4	205,4	204,6	203,5
<b>81</b> Smorg	SPA	Promotion Motorsport	<b>203,4</b>	203,1	201,3	200,6	200,0
<b>42</b> Lemoine, Julien	FRA	ANS Motorsport	<b>202,3</b>	198,7	197,5	171,3	
<b>981</b> Ober, Alexander	AUS	78Racing-Team	<b>202,1</b>	201,9	200,6	200,1	185,7
<b>820</b> Chinchilla, Manuel	POR	Racar Motorsport	<b>194,6</b>	182,8			





## GT WINTER SERIES

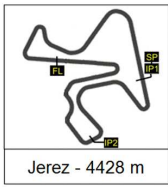
### TWO SESSIONS AVERAGE RESULTS

Or	#	Drivers	Team	Car	Session 1			Session 2			Average	
					TL	BL	TIME	TL	BL	TIME	TL	TIME
1	80	Engstler, Luca	Liqui Moly Team Engstler	Audi	5	4	1:42.633	8	7	1:44.641	13	1:43,637
2	101	Heyer, Kenneth	Schnitzelalm Racing	Mercedes	4	4	1:48.949	3	2	1:39.775	7	1:44,362
3	26	Löffler, Bernhard	78Racing-Team	Lamborghini	3	3	1:46.902	7	4	1:41.834	10	1:44,368
4	21	Blattner, Dustin	PRE operated by Manthey R	Porsche	5	3	1:45.443	6	2	1:44.211	11	1:44,827
5	72	Lauer, Uwe	Die Biermacher Racing	Ferrari	8	4	1:45.226	6	4	1:45.150	14	1:45,188
6	78	Wimberger, Christian	78Racing-Team	Lamborghini	5	5	1:45.296	5	3	1:45.311	10	1:45,304
7	33	Kapfinger, Johannes	Huber Racing	Porsche	4	4	1:45.387	8	8	1:45.514	12	1:45,451
8	741	Lisowski, Mateusz	PTT Racing	Porsche	6	6	1:44.544	7	7	1:46.473	13	1:45,509
9	888	Sawaya, Fuad	PRE operated by Manthey R	Porsche	7	5	1:46.097	7	5	1:45.336	14	1:45,717
10	319	Mansour, Tareq	PRE operated by Manthey R	Porsche	5	4	1:46.733	7	2	1:46.102	12	1:46,418
11	92	Miniberger, Tomas	RTR Projects	KTM	5	5	1:48.139	6	6	1:45.406	11	1:46,773
12	91	Joos, Michael	Joos, Michael	Porsche	5	5	1:41.840	6	6	1:51.807	11	1:46,824
13	66	Engstler, Franz	Liqui Moly Team Engstler	Ferrari	5	4	1:46.415	7	5	1:47.945	12	1:47,180
14	111	Blatter, Florian	Phoenix Racing	Audi	7	2	1:53.827	4	4	1:40.607	11	1:47,217
15	35	Svepes, Dieter	Huber Racing	Porsche	8	8	1:45.037	6	6	1:50.546	14	1:47,792
16	54	Marazzi, Stefano	Rossocorsa	Ferrari	7	5	1:50.294	7	7	1:46.100	14	1:48,197
17	3	Guirrieri, Giuseppe	Raptor Engineering	Porsche	5	4	1:48.897	5	3	1:48.057	10	1:48,477
18	110	Ferrer, Matteo	Phoenix Racing	Porsche	8	3	1:49.827	7	5	1:47.175	15	1:48,501
19	911	Martins, Leandro	Martins, Leandro	Porsche	7	7	1:49.176	6	4	1:48.993	13	1:49,085
20	250	Denning, Alex	PROsport Racing	AstonMartin	5	4	1:49.417	5	5	1:49.254	10	1:49,336
21	85	Primm, Simon Colin	CV Performance	Mercedes	5	4	1:50.146	7	5	1:50.218	12	1:50,182
22	19	Knopp, Josef	Mücke Motorsport	Mercedes	7	4	1:50.808	7	4	1:49.684	14	1:50,246
23	1	Neuser, Tim	Schnitzelalm Racing	Mercedes	5	4	1:50.921	7	3	1:49.773	12	1:50,347
24	112	Vollet, Jürgen	Krämer, Karsten	Porsche	6	3	1:52.260	7	5	1:49.084	13	1:50,672
25	48	Ortmann, Mike-David	PROsport Racing	AstonMartin	5	4	1:49.220	7	7	1:52.315	12	1:50,768
26	7	Skaar, Christian	Auto Lounge Racing	Audi	7	7	1:52.719	6	4	1:49.452	13	1:51,086
27	11	Förderer, Enrico	Schnitzelalm Racing	Mercedes	5	4	1:52.048	7	6	1:50.186	12	1:51,117
28	310	Jilkova, Gabriela	PROsport Racing	AstonMartin	8	8	1:50.474	7	6	1:51.819	15	1:51,147
29	87	Astrand, Mattias	Auto Lounge Racing	Audi	7	7	1:51.613	5	4	1:50.862	12	1:51,238
30	23	Mihaylov, Mihail	Overdrive Racing	Porsche	7	4	1:53.494	6	4	1:50.773	13	1:52,134
31	18	Scheer, Ronny	Mücke Motorsport	Mercedes	8	5	1:54.897	7	3	1:50.781	15	1:52,839
32	56	Gustafsson, Ronnie	WILECO	Porsche	4	3	1:53.680	7	7	1:53.915	11	1:53,798
33	128	Richter, Jens	MS Racing	Porsche	7	2	1:57.264	7	7	1:52.282	14	1:54,773
34	974	Toennessen, Guido	Krämer, Karsten	Porsche	4	4	1:59.508	7	7	1:54.177	11	1:56,843
35	700	Goos, Thilo	Mücke Motorsport	AstonMartin	7	4	2:01.415	7	4	1:55.481	14	1:58,448
36	81	Macias, Javier	Promotion Motorsport	BMW	6	4	1:58.545	4	4	1:59.787	10	1:59,166
37	981	Ober, Alexander	78Racing-Team	Porsche	4	4	1:59.781	5	4	1:59.762	9	1:59,772
38	34	Schwager, Dominik	JvO Racing	Ferrari	8	4	2:02.271	7	6	1:59.442	15	2:00,856
39	42	Lemoine, Julien	ANS Motorsport	Ligier	3	2	2:09.284	4	4	1:57.330	7	2:03,307
40	185	Laskowski, Hanno	JvO Racing	Ferrari	6	3	2:07.310	6	3	2:02.031	12	2:04,671
41	818	Halle, Nick	JvO Racing	Ferrari	7	3	2:06.481	6	6	2:04.724	13	2:05,602
42	820	Martins, Alexandre	Racar Motorsport	Porsche	3	3	2:00.530	2	2	2:22.915	5	2:11,723
43	55	Del Bono, Rinaldo	Rossocorsa	Ferrari	7	4	1:50.310	---	---	---	7	1:50,310
44	113	Hillaby, Chris	Mental Motorsport	Porsche	4	4	1:56.064	---	---	---	4	1:56,064
45	410	Wira, Piotr	Good Speed Racing	Mercedes	1	1	2:01.278	---	---	---	1	2:01,278
46	992	Sedlmaier, Markus	Sebastian Davm	Porsche	0	0	PIT EXIT	---	---	---	0	PIT EXIT

Resultados publicados a las 10:00 horas  
LOS COMISARIOS DEPORTIVOS

Circuito de Jerez, 12 de febrero de 2023  
EL JEFE DE CRONOMETRAJE



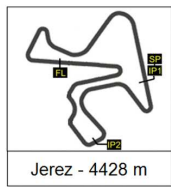


**GT WINTER SERIES  
ENDURANCE RACE  
STARTING GRID**



	1	
1	<b>80</b>	Wang, To Yip Ruben
	3	
2	<b>26</b>	Fischer, Michael
	5	
3	<b>78</b>	Wimberger, Christian
	7	
4	<b>888</b>	Sawaya, Fuad
	9	
5	<b>92</b>	Lisa, Petr
	11	
6	<b>66</b>	Nußbaumer, Alexander
	13	
7	<b>35</b>	Kapfinger, Michael
	15	
8	<b>3</b>	Guirrerri, Giuseppe
	17	
9	<b>911</b>	Martins, Leandro
	19	
10	<b>85</b>	Springob, Jan Philipp
	21	
11	<b>1</b>	Härtling, Jay Mo
	23	
12	<b>48</b>	Sokolovskiy, Evgeny
	25	
13	<b>11</b>	Mesch, Joel
	27	
14	<b>87</b>	Anderson, Per
	29	
15	<b>18</b>	Gjerdrum, Emil

	2	
<b>101</b>	Caresani, Colin	
	4	
<b>72</b>	Lopez, Francesco	
	6	
<b>33</b>	Svepes, Dieter	
	8	
<b>319</b>	Mansour, Tareq	
	10	
<b>91</b>	Horn, Klaus	
	12	
<b>111</b>	Winkelhock, Markus	
	14	
<b>54</b>	Buttarelli, Samuele	
	16	
<b>110</b>	Ferrer, Matteo	
	18	
<b>250</b>	Clark, Charles	
	20	
<b>19</b>	Ameida, Rodrigo	
	22	
<b>112</b>	Krämer, Karsten	
	24	
<b>7</b>	Engman, Kevin	
	26	
<b>310</b>	Martin, Celia	
	28	
<b>23</b>	Lefterov, Pavel	
	30	
<b>56</b>	Tedenström, Thomas	



G18

## GT WINTER SERIES ENDURANCE RACE STARTING GRID

16	<b>128</b>	31 Greiling, Andreas			<b>974</b>	32 Speakerwas, Marco		
17	<b>700</b>	33 Goos, Thilo			<b>81</b>	34 Smorg		
18	<b>981</b>	35 Ober, Alexander			<b>34</b>	36 Tasev, Mutlu		
19	<b>42</b>	37 Lemoine, Julien			<b>185</b>	38 Arefpour, Armin		
20	<b>818</b>	39 Halle, Nick			<b>820</b>	40 Chinchilla, Manuel		
21	<b>113</b>	41 Hillaby, Chris			<b>410</b>	42 Wira, Piotr		
22	<b>992</b>	43 Sedimaier/Daum			<b>55</b>	44 Del Bono/ De Marco		
23	<b>21</b>	45 Blattner, Dustin			<b>741</b>	46 Klaja, Igor		

LOS COMISARIOS DEPORTIVOS

EL JEFE DE CRONOMETRAJE