

115

LPC / CUPX / GT4 / CUP3 / CUP4 PRIVATE PRACTICE 3 RESULTS

CONDICIONES ATMOSFERICAS: Soleado

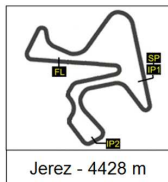
ESTADO DE LA PISTA: Seca

Ord.	#	Piloto	Licencia	Club	Marca	NV	VR	Tiempo	Gap	Intv	VMax
1	78	CX Wimberger/.	AUS	78Racing-Team	Lamborghini	18	4	1:42.950	----	----	234,5
2	26	CX Löffler/Fischer	AUS	78Racing-Team	Lamborghini	15	14	1:44.319	1.369	1.369	235,2
3	92	CX Miniberger/Lisa	CHE	RTR Projects	KTM	18	17	1:47.440	4.490	3.121	226,2
4	31	r Matt GRAHAM	ES			19	19	1:50.084	7.134	2.644	202,9
5	85	GT4 Primm/Springob	GER	CV Performance	Mercedes	16	9	1:50.092	7.142	0.008	207,2
6	19	GT4 Knopp/Ameida	GER	Mücke Motorsport	Mercedes	13	4	1:50.377	7.427	0.285	206,3
7	7	GT4 Skaar/Engman	SWE	Auto Lounge Racing	Audi	19	18	1:51.552	8.602	1.175	213,6
8	18	GT4 Scheer/Gjerdrum	GER	Mücke Motorsport	Mercedes	12	8	1:51.758	8.808	0.206	208,3
9	87	GT4 Anderson/Astrand	SWE	Auto Lounge Racing	Audi	17	8	1:52.459	9.509	0.701	207,6
10	133	r Eddie VAN DAM	ES			8	3	1:52.575	9.625	0.116	199,9
11	48	GT4 Ortmann/Sokolovskiy	GER	PROsport Racing	Aston Martin	18	18	1:53.028	10.078	0.453	205,4
12	250	GT4 Denning/Clark	GER	PROsport Racing	Aston Martin	19	16	1:53.236	10.286	0.208	205,7
13	128	C3 Greiling/Richter	AUS	MS Racing	Porsche	19	6	1:53.306	10.356	0.070	208,3
14	107	r Mirko VAN OOSTRUM	ES			17	3	1:53.475	10.525	0.169	194,5
15	11	GT4 Mesch/Förderer	GER	Schnitzelalm Racing	Mercedes	19	15	1:54.006	11.056	0.531	206,5
16	23	GT4 Mihaylov/Lefterov	BUL	Overdrive Racing	Porsche	20	14	1:54.086	11.136	0.080	207,4
17	42	C4 Lemoine/.	FRA	ANS Motorsport	Ligier	17	11	1:55.394	12.444	1.308	203,7
18	310	GT4 Jilkova/Martin	GER	PROsport Racing	Aston Martin	13	12	1:56.040	13.090	0.646	205,6
19	974	C3 Toennessen/Speakerwas	GER	Krämer, Karsten	Porsche	17	13	1:56.075	13.126	0.036	206,0
20	700	GT4 Goos/.	GER	Mücke Motorsport	Aston Martin	11	7	1:57.303	14.353	1.227	206,6
21	1	GT4 Neuser/Härtling	GER	Schnitzelalm Racing	Mercedes	1	1	1:58.295	15.345	0.992	203,3
22	81	BMW Smorg/Macias	SPA	Promotion Motorsport	BMW	9	3	1:59.488	16.539	1.194	200,1
23	981	C3 Ober/.	AUS	78Racing-Team	Porsche	19	19	2:01.201	18.252	1.713	201,0
24	820	C3 Chinchilla/Martins	POR	Racar Motorsport	Porsche	2	1	2:24.927	41.977	23.725	179,5

Circuito de Jerez, 11 DE FEBRERO DE 2023

Hora:	Hora:	RESULTADOS PUBLICADOS A LAS 15:57 HORAS
-------	-------	---





116

LPC / CUPX / GT4 / CUP3 / CUP4 PRIVATE PRACTICE 3 LAP BY LAP

Vuelta	1	7	11	18	19	23	26	31	42	48	78	81
1	1:58.295*	2:08.930	2:19.544	PIT EXIT	2:16.062	2:21.199	2:17.222	2:07.420	2:16.679	2:20.716	1:59.060	2:14.019
2		1:56.970	2:00.957	1:58.041	1:54.634	2:00.117	1:56.415	1:56.058	2:01.345	1:59.615	1:48.204	2:00.547
3		1:56.522	1:57.614	PIT EXIT	1:51.757	1:56.179	1:51.627	1:53.396	1:58.073	1:57.288	1:43.022	1:59.488*
4		1:57.242	1:58.114	PIT EXIT	1:50.377*	1:55.247	1:48.828	1:53.829	1:59.549	1:56.578	1:42.950*	PIT EXIT
5		1:54.738	1:57.961	PIT EXIT	1:51.897	1:56.969	1:49.423	1:51.139	1:57.190	1:58.964	1:43.132	2:03.760
6		PIT EXIT	1:57.896	2:06.141	1:50.823	1:55.593	1:48.210	1:53.203	1:57.636	1:58.476	1:46.251	PIT EXIT
7		2:01.031	1:57.355	1:52.150	PIT EXIT	1:56.623	1:52.422	1:54.183	1:56.816	1:58.521	PIT EXIT	2:32.572
8		1:54.561	1:56.961	1:51.758*	2:15.397	1:58.364	1:48.405	1:51.337	1:57.810	1:58.432	1:54.351	2:06.850
9		1:55.405	1:57.867	1:52.106	1:54.889	1:54.341	1:49.644	1:51.008	1:56.265	1:58.369	1:48.828	2:03.416
10		1:56.070	PIT EXIT	1:53.335	1:54.073	PIT EXIT	1:47.668	1:51.635	1:56.324	1:57.335	1:48.917	
11		1:57.501	2:01.207	1:52.695	PIT EXIT	2:07.587	PIT EXIT	1:50.949	1:55.394*	1:57.005	1:49.180	
12		1:54.090	1:57.168	1:52.755	PIT EXIT	1:54.372	1:54.629	1:50.869	PIT EXIT	1:58.628	1:49.521	
13		PIT EXIT	1:55.284		PIT EXIT	1:55.799	1:45.151	PIT EXIT	2:01.037	1:57.502	1:48.877	
14		PIT EXIT	1:54.707			1:54.086*	1:44.319*	2:01.788	1:56.986	PIT EXIT	1:50.365	
15		2:02.423	1:54.006*			1:57.646	1:50.366	1:53.389	1:58.508	2:15.415	1:50.463	
16		1:52.337	1:54.707			1:54.968		1:51.591	1:56.762	1:55.919	1:50.639	
17		1:52.807	1:55.957			1:55.465		1:51.030	1:56.242	2:00.484	1:49.597	
18		1:51.552*	1:55.193			1:56.765		1:50.841		1:53.028*	1:50.028	
19		1:51.555	1:54.228			1:58.323		1:50.084*				
20						1:57.779						

Vuelta	85	87	92	107	128	133	250	310	700	820	974	981
1	2:09.729	2:10.242	2:12.182	2:04.605	2:19.448	2:21.918	2:09.803	2:08.786	2:18.970	2:24.927*	2:24.663	2:29.560
2	1:54.555	1:56.819	PIT EXIT	1:56.541	1:58.745	1:54.563	1:59.867	1:59.235	2:04.448	PIT EXIT	2:08.144	2:12.747
3	1:53.052	1:55.134	1:55.994	1:53.475*	1:57.088	1:52.575*	1:54.665	1:57.403	1:59.069		2:03.250	PIT EXIT
4	1:56.013	1:53.327	1:50.602	1:54.805	2:06.827	1:53.174	1:54.085	1:57.306	1:58.442		2:01.252	2:12.502
5	PIT EXIT	1:53.037	1:49.557	1:54.851	1:53.355	1:53.172	1:53.609	1:57.828	1:57.689		2:02.078	2:06.461
6	2:35.282	1:53.123	1:49.495	PIT EXIT	1:53.306*	PIT EXIT	1:54.496	1:59.369	2:02.323		2:00.804	2:10.369
7	2:07.542	1:53.062	1:49.389	1:58.208	2:05.654	2:02.737	1:53.263	1:56.994	1:57.303*		2:00.994	2:06.308
8	1:50.435	1:52.459*	1:48.117	1:57.010	1:58.015	1:57.941	1:53.487	1:57.908	1:58.055		2:02.205	2:04.304
9	1:50.092*	PIT EXIT	PIT EXIT	1:56.957	1:53.658		PIT EXIT	1:57.178	2:04.421		PIT EXIT	2:05.952
10	1:52.346	2:02.172	1:54.288	1:56.733	PIT EXIT		2:04.031	PIT EXIT	PIT EXIT		2:01.867	2:02.998
11	PIT EXIT	1:58.248	1:48.072	1:58.137	2:11.303		1:54.024	2:02.954	PIT EXIT		1:57.875	2:05.623
12	1:57.396	2:01.028	1:48.643	1:56.231	1:54.825		1:59.126	1:56.040*			1:56.857	2:04.430
13	1:56.305	1:57.983	1:47.597	1:57.822	1:54.049		1:53.617	3:46.851			1:56.075*	2:02.505
14	1:54.888	1:52.972	1:49.108	1:59.853	1:53.981		1:54.697				1:56.580	2:02.693
15	1:52.717	PIT EXIT	1:48.869	1:56.536	1:54.981		1:56.167				1:56.874	2:07.277
16	1:51.756	2:10.751	1:54.059	1:56.267	1:56.457		1:53.236*				1:56.318	2:06.341
17		1:52.792	1:47.440*	1:56.579	2:03.454		1:54.890				1:58.284	2:08.601
18			1:52.624		1:55.882		1:54.097					2:03.313
19					1:54.069		1:53.911					2:01.201*



1
117

**LPC / CUPX / GT4 / CUP3 / CUP4
PRIVATE PRACTICE 3
ANALYSIS**

Número		1		7		11		18		19		23		26	
Vta		Sector	Vuelta	Sector	Vuelta	Sector	Vuelta	Sector	Vuelta	Sector	Vuelta	Sector	Vuelta	Sector	Vuelta
19	IP1			42.573	42.573	43.803	43.803					43.679	43.679		
	IP2			31.340	1:13.913	32.090	1:15.893					32.420	1:16.099		
	FL			37.642	1:51.555	38.335	1:54.228					42.225	1:58.323		
20	IP1			42.979	42.979	47.307	47.307					45.447	45.447		
	IP2			32.553	1:15.532							33.543	1:18.990		
	FL				-----		-----					38.789	1:57.779		



2
117

LPC / CUPX / GT4 / CUP3 / CUP4 PRIVATE PRACTICE 3 ANALYSIS

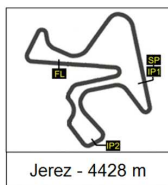
Número		31		42		48		78		81		85		87	
Vta		Sector	Vuelta	Sector	Vuelta	Sector	Vuelta	Sector	Vuelta	Sector	Vuelta	Sector	Vuelta	Sector	Vuelta
19	IP1	42.146	42.146			43.291	43.291	42.256	42.256						
	IP2	30.860	1:13.006			31.636	1:14.927	38.186	1:20.442						
	FL	37.078	1:50.084				-----		-----						
20	IP1	45.669	45.669												
	IP2	34.415	1:20.084												
	FL		-----												



3
117

LPC / CUPX / GT4 / CUP3 / CUP4 PRIVATE PRACTICE 3 ANALYSIS

Número		92		107		128		133		250		310		700	
Vta		Sector	Vuelta	Sector	Vuelta	Sector	Vuelta	Sector	Vuelta	Sector	Vuelta	Sector	Vuelta	Sector	Vuelta
19	IP1	41.082	41.082			43.628	43.628			44.129	44.129				
	IP2	30.105	1:11.187			32.000	1:15.628			31.965	1:16.094				
	FL		-----			38.441	1:54.069			37.817	1:53.911				
20	IP1					45.259	45.259			43.650	43.650				
	IP2														
	FL						-----								



LPC / CUPX / GT4 / CUP3 / CUP4 PRIVATE PRACTICE 3 ANALYSIS

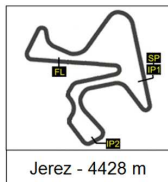
Número	820		974		981		0		0		0		0	
Vta	Sector	Vuelta	Sector	Vuelta	Sector	Vuelta	Sector	Vuelta	Sector	Vuelta	Sector	Vuelta	Sector	Vuelta
1	IP1	59.540	59.540	58.932	58.932	1:00.86	1:00.861							
	IP2	39.567	1:39.107	40.045	1:38.977	42.630	1:43.491							
	FL	45.820	2:24.927	45.686	2:24.663	46.070	2:29.560							
2	IP1	51.676	51.676	49.466	49.466	51.728	51.728							
	IP2	40.636	1:32.312	35.761	1:25.227	37.644	1:29.372							
	FL	4:52.72	PIT EXIT	42.917	2:08.144	43.376	2:12.747							
3	IP1	58.218	58.218	47.717	47.717	48.782	48.782							
	IP2	38.711	1:36.929	34.500	1:22.217	36.782	1:25.564							
	FL		-----	41.033	2:03.250	1:24.60	PIT EXIT							
4	IP1			46.554	46.554	54.020	54.020							
	IP2			34.284	1:20.838	36.287	1:30.307							
	FL			40.414	2:01.252	42.195	2:12.502							
5	IP1			46.136	46.136	48.470	48.470							
	IP2			34.608	1:20.744	36.284	1:24.754							
	FL			41.334	2:02.078	41.707	2:06.461							
6	IP1			46.460	46.460	49.892	49.892							
	IP2			33.978	1:20.438	35.759	1:25.651							
	FL			40.366	2:00.804	44.718	2:10.369							
7	IP1			46.656	46.656	48.943	48.943							
	IP2			34.346	1:21.002	35.949	1:24.892							
	FL			39.992	2:00.994	41.417	2:06.308							
8	IP1			46.450	46.450	47.833	47.833							
	IP2			34.994	1:21.444	35.402	1:23.235							
	FL			40.761	2:02.205	41.069	2:04.304							
9	IP1			46.981	46.981	49.116	49.116							
	IP2			33.824	1:20.805	35.893	1:25.009							
	FL			5:59.58	PIT EXIT	40.943	2:05.952							
10	IP1			48.332	48.332	47.510	47.510							
	IP2			33.661	1:21.993	34.724	1:22.234							
	FL			39.874	2:01.867	40.764	2:02.998							
11	IP1			45.271	45.271	48.862	48.862							
	IP2			33.125	1:18.396	35.280	1:24.142							
	FL			39.479	1:57.875	41.481	2:05.623							
12	IP1			44.727	44.727	48.150	48.150							
	IP2			32.875	1:17.602	34.949	1:23.099							
	FL			39.255	1:56.857	41.331	2:04.430							
13	IP1			44.362	44.362	47.147	47.147							
	IP2			32.719	1:17.081	34.450	1:21.597							
	FL			38.995	1:56.075	40.908	2:02.505							
14	IP1			44.987	44.987	46.936	46.936							
	IP2			32.505	1:17.492	34.429	1:21.365							
	FL			39.088	1:56.580	41.328	2:02.693							
15	IP1			44.241	44.241	48.283	48.283							
	IP2			33.668	1:17.909	37.212	1:25.495							
	FL			38.965	1:56.874	41.782	2:07.277							
16	IP1			44.333	44.333	48.698	48.698							
	IP2			32.584	1:16.917	35.579	1:24.277							
	FL			39.401	1:56.318	42.064	2:06.341							
17	IP1			45.074	45.074	47.876	47.876							
	IP2			33.014	1:18.088	37.910	1:25.786							
	FL			40.196	1:58.284	42.815	2:08.601							
18	IP1			44.127	44.127	46.858	46.858							
	IP2			32.664	1:16.791	35.129	1:21.987							
	FL				-----	41.326	2:03.313							



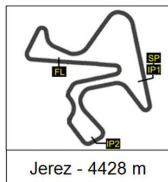
4
117

LPC / CUPX / GT4 / CUP3 / CUP4 PRIVATE PRACTICE 3 ANALYSIS

Número		820		974		981		0		0		0		0	
Vta		Sector	Vuelta	Sector	Vuelta	Sector	Vuelta	Sector	Vuelta	Sector	Vuelta	Sector	Vuelta	Sector	Vuelta
19	IP1					46.522	46.522								
	IP2					34.137	1:20.659								
	FL					40.543	2:01.201								
20	IP1					52.780	52.780								
	IP2														
	FL						-----								

**LPC / CUPX / GT4 / CUP3 / CUP4**
PRIVATE PRACTICE 3
40 BEST LAPS

Dorsal	Piloto	Nat	Equipo	Maq.	Hora	Vuelta	Tiempo
78	Wimberger/.	AUS	78Racing-Team	Lamborghini	15:22:26	4	1:42.950
78	Wimberger/.	AUS	78Racing-Team	Lamborghini	15:20:43	3	1:43.022
78	Wimberger/.	AUS	78Racing-Team	Lamborghini	15:24:09	5	1:43.132
26	Löffler/Fischer	AUS	78Racing-Team	Lamborghini	15:45:15	14	1:44.319
26	Löffler/Fischer	AUS	78Racing-Team	Lamborghini	15:43:30	13	1:45.151
78	Wimberger/.	AUS	78Racing-Team	Lamborghini	15:25:56	6	1:46.251
92	Miniberger/Lisa	CHE	RTR Projects	KTM	15:53:54	17	1:47.440
92	Miniberger/Lisa	CHE	RTR Projects	KTM	15:46:35	13	1:47.597
26	Löffler/Fischer	AUS	78Racing-Team	Lamborghini	15:34:27	10	1:47.668
92	Miniberger/Lisa	CHE	RTR Projects	KTM	15:42:59	11	1:48.072
92	Miniberger/Lisa	CHE	RTR Projects	KTM	15:32:02	8	1:48.117
78	Wimberger/.	AUS	78Racing-Team	Lamborghini	15:18:60	2	1:48.204
26	Löffler/Fischer	AUS	78Racing-Team	Lamborghini	15:27:09	6	1:48.210
26	Löffler/Fischer	AUS	78Racing-Team	Lamborghini	15:30:49	8	1:48.405
92	Miniberger/Lisa	CHE	RTR Projects	KTM	15:44:47	12	1:48.643
78	Wimberger/.	AUS	78Racing-Team	Lamborghini	15:36:07	9	1:48.828
26	Löffler/Fischer	AUS	78Racing-Team	Lamborghini	15:23:31	4	1:48.828
92	Miniberger/Lisa	CHE	RTR Projects	KTM	15:50:13	15	1:48.869
78	Wimberger/.	AUS	78Racing-Team	Lamborghini	15:43:24	13	1:48.877
78	Wimberger/.	AUS	78Racing-Team	Lamborghini	15:37:56	10	1:48.917
92	Miniberger/Lisa	CHE	RTR Projects	KTM	15:48:24	14	1:49.108
78	Wimberger/.	AUS	78Racing-Team	Lamborghini	15:39:45	11	1:49.180
92	Miniberger/Lisa	CHE	RTR Projects	KTM	15:30:14	7	1:49.389
26	Löffler/Fischer	AUS	78Racing-Team	Lamborghini	15:25:20	5	1:49.423
92	Miniberger/Lisa	CHE	RTR Projects	KTM	15:28:24	6	1:49.495
78	Wimberger/.	AUS	78Racing-Team	Lamborghini	15:41:35	12	1:49.521
92	Miniberger/Lisa	CHE	RTR Projects	KTM	15:26:35	5	1:49.557
78	Wimberger/.	AUS	78Racing-Team	Lamborghini	15:50:45	17	1:49.597
26	Löffler/Fischer	AUS	78Racing-Team	Lamborghini	15:32:39	9	1:49.644
78	Wimberger/.	AUS	78Racing-Team	Lamborghini	15:52:35	18	1:50.028
31	Matt GRAHAM	ES			15:55:08	19	1:50.084
85	Primm/Springob	GER	CV Performance	Mercedes	15:38:48	9	1:50.092
78	Wimberger/.	AUS	78Racing-Team	Lamborghini	15:45:14	14	1:50.365
26	Löffler/Fischer	AUS	78Racing-Team	Lamborghini	15:47:05	15	1:50.366
19	Knopp/Ameida	GER	Mücke Motorsport	Mercedes	15:22:60	4	1:50.377
85	Primm/Springob	GER	CV Performance	Mercedes	15:36:58	8	1:50.435
78	Wimberger/.	AUS	78Racing-Team	Lamborghini	15:47:04	15	1:50.463
92	Miniberger/Lisa	CHE	RTR Projects	KTM	15:24:45	4	1:50.602
78	Wimberger/.	AUS	78Racing-Team	Lamborghini	15:48:55	16	1:50.639
19	Knopp/Ameida	GER	Mücke Motorsport	Mercedes	15:26:43	6	1:50.823



119

LPC / CUPX / GT4 / CUP3 / CUP4
PRIVATE PRACTICE 3
TOP FIVE LAPS

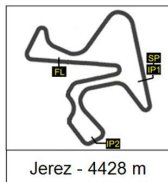
Piloto	Nat	Equipo	Top Five Laps				
78 Wimberger/.	AUS	78Racing-Team	1:42.950	1:43.022	1:43.132	1:46.251	1:48.204
26 Löffler/Fischer	AUS	78Racing-Team	1:44.319	1:45.151	1:47.668	1:48.210	1:48.405
92 Miniberger/Lisa	CHE	RTR Projects	1:47.440	1:47.597	1:48.072	1:48.117	1:48.643
31 Matt GRAHAM	ES		1:50.084	1:50.841	1:50.869	1:50.949	1:51.008
85 Primm/Springob	GER	CV Performance	1:50.092	1:50.435	1:51.756	1:52.346	1:52.717
19 Knopp/Ameida	GER	Mücke Motorsport	1:50.377	1:50.823	1:51.757	1:51.897	1:54.073
7 Skaar/Engman	SWE	Auto Lounge Racing	1:51.552	1:51.555	1:52.337	1:52.807	1:54.090
18 Scheer/Gjerdrum	GER	Mücke Motorsport	1:51.758	1:52.106	1:52.150	1:52.695	1:52.755
87 Anderson/Astrand	SWE	Auto Lounge Racing	1:52.459	1:52.792	1:52.972	1:53.037	1:53.062
133 Eddie VAN DAM	ES		1:52.575	1:53.172	1:53.174	1:54.563	1:57.941
48 Ortmann/Sokolovskiy	GER	PROsport Racing	1:53.028	1:55.919	1:56.578	1:57.005	1:57.288
250 Denning/Clark	GER	PROsport Racing	1:53.236	1:53.263	1:53.487	1:53.609	1:53.617
128 Greiling/Richter	AUS	MS Racing	1:53.306	1:53.355	1:53.658	1:53.981	1:54.049
107 Mirko VAN OOSTRUM	ES		1:53.475	1:54.805	1:54.851	1:56.231	1:56.267
11 Mesch/Förderer	GER	Schnitzelalm Racing	1:54.006	1:54.228	1:54.707	1:54.707	1:55.193
23 Mihaylov/Lefterov	BUL	Overdrive Racing	1:54.086	1:54.341	1:54.372	1:54.968	1:55.247
42 Lemoine/.	FRA	ANS Motorsport	1:55.394	1:56.242	1:56.265	1:56.324	1:56.762
310 Jilkova/Martin	GER	PROsport Racing	1:56.040	1:56.994	1:57.178	1:57.306	1:57.403
974 Toennessen/Speakerwas	GER	Krämer, Karsten	1:56.075	1:56.318	1:56.580	1:56.857	1:56.874
700 Goos/.	GER	Mücke Motorsport	1:57.303	1:57.689	1:58.055	1:58.442	1:59.069
1 Neuser/Härtling	GER	Schnitzelalm Racing	1:58.295	PIT EXIT			
81 Smorg/Macias	SPA	Promotion Motorsport	1:59.488	2:00.547	2:03.416	2:03.760	2:06.850
981 Ober/.	AUS	78Racing-Team	2:01.201	2:02.505	2:02.693	2:02.998	2:03.313
820 Chinchilla/Martins	POR	Racar Motorsport	2:24.927	PIT EXIT	PIT EXIT		



120

LPC / CUPX / GT4 / CUP3 / CUP4
PRIVATE PRACTICE 3
40 BEST MAXIMUM SPEEDS

Dorsal	Piloto	Nat	Equipo	Maq.	Hora	Vuelta	Vmax
26	Löffler/Fischer	AUS	78Racing-Team	Lamborghini	15:44:010	13	235,2
78	Wimberger/.	AUS	78Racing-Team	Lamborghini	15:23:06	4	234,5
78	Wimberger/.	AUS	78Racing-Team	Lamborghini	15:24:50	5	233,7
26	Löffler/Fischer	AUS	78Racing-Team	Lamborghini	15:42:25	12	233,5
78	Wimberger/.	AUS	78Racing-Team	Lamborghini	15:42:16	12	233,4
26	Löffler/Fischer	AUS	78Racing-Team	Lamborghini	15:47:46	15	233,4
78	Wimberger/.	AUS	78Racing-Team	Lamborghini	15:26:36	6	233,2
78	Wimberger/.	AUS	78Racing-Team	Lamborghini	15:45:56	14	233,1
26	Löffler/Fischer	AUS	78Racing-Team	Lamborghini	15:45:56	14	232,7
78	Wimberger/.	AUS	78Racing-Team	Lamborghini	15:21:23	3	232,6
78	Wimberger/.	AUS	78Racing-Team	Lamborghini	15:19:40	2	232,4
78	Wimberger/.	AUS	78Racing-Team	Lamborghini	15:49:37	16	232,4
78	Wimberger/.	AUS	78Racing-Team	Lamborghini	15:53:17	18	232,1
78	Wimberger/.	AUS	78Racing-Team	Lamborghini	15:35:00	8	232,0
78	Wimberger/.	AUS	78Racing-Team	Lamborghini	15:36:49	9	231,9
26	Löffler/Fischer	AUS	78Racing-Team	Lamborghini	15:40:38	11	231,8
78	Wimberger/.	AUS	78Racing-Team	Lamborghini	15:38:38	10	231,7
78	Wimberger/.	AUS	78Racing-Team	Lamborghini	15:44:05	13	231,3
78	Wimberger/.	AUS	78Racing-Team	Lamborghini	15:17:53	1	231,0
78	Wimberger/.	AUS	78Racing-Team	Lamborghini	15:51:27	17	230,8
26	Löffler/Fischer	AUS	78Racing-Team	Lamborghini	15:33:20	9	230,5
78	Wimberger/.	AUS	78Racing-Team	Lamborghini	15:40:27	11	230,4
26	Löffler/Fischer	AUS	78Racing-Team	Lamborghini	15:24:13	4	230,4
26	Löffler/Fischer	AUS	78Racing-Team	Lamborghini	15:31:31	8	230,1
26	Löffler/Fischer	AUS	78Racing-Team	Lamborghini	15:26:02	5	229,9
78	Wimberger/.	AUS	78Racing-Team	Lamborghini	15:33:10	7	229,9
26	Löffler/Fischer	AUS	78Racing-Team	Lamborghini	15:27:53	6	229,7
26	Löffler/Fischer	AUS	78Racing-Team	Lamborghini	15:22:24	3	229,2
26	Löffler/Fischer	AUS	78Racing-Team	Lamborghini	15:29:43	7	229,1
26	Löffler/Fischer	AUS	78Racing-Team	Lamborghini	15:35:09	10	226,9
92	Miniberger/Lisa	CHE	RTR Projects	KTM	15:30:55	7	226,2
92	Miniberger/Lisa	CHE	RTR Projects	KTM	15:49:05	14	225,3
92	Miniberger/Lisa	CHE	RTR Projects	KTM	15:54:36	17	225,0
92	Miniberger/Lisa	CHE	RTR Projects	KTM	15:56:28	18	224,8
92	Miniberger/Lisa	CHE	RTR Projects	KTM	15:41:52	10	224,7
92	Miniberger/Lisa	CHE	RTR Projects	KTM	15:29:06	6	224,6
92	Miniberger/Lisa	CHE	RTR Projects	KTM	15:45:29	12	224,2
92	Miniberger/Lisa	CHE	RTR Projects	KTM	15:43:41	11	224,1
26	Löffler/Fischer	AUS	78Racing-Team	Lamborghini	15:18:39	1	224,1
92	Miniberger/Lisa	CHE	RTR Projects	KTM	15:47:18	13	223,9



I21

LPC / CUPX / GT4 / CUP3 / CUP4
PRIVATE PRACTICE 3
TOP FIVE MAXIMUM SPEEDS

Piloto	Nat	Equipo	Top Five Vmax				
26 Löffler/Fischer	AUS	78Racing-Team	235,2	233,5	233,4	232,7	231,8
78 Wimberger/.	AUS	78Racing-Team	234,5	233,7	233,4	233,2	233,1
92 Miniberger/Lisa	CHE	RTR Projects	226,2	225,3	225,0	224,8	224,7
7 Skaar/Engman	SWE	Auto Lounge Racing	213,6	213,1	212,8	212,0	211,5
128 Greiling/Richter	AUS	MS Racing	208,3	207,9	207,9	207,8	207,2
18 Scheer/Gjerdrum	GER	Mücke Motorsport	208,3	207,2	206,6	206,3	206,2
87 Anderson/Astrand	SWE	Auto Lounge Racing	207,6	207,5	206,9	206,3	206,3
23 Mihaylov/Lefterov	BUL	Overdrive Racing	207,4	206,8	206,7	206,6	206,3
85 Primm/Springob	GER	CV Performance	207,2	207,0	207,0	206,7	206,3
700 Goos/.	GER	Mücke Motorsport	206,6	205,8	205,0	204,4	204,2
11 Mesch/Förderer	GER	Schnitzelalm Racing	206,5	205,4	205,4	205,4	205,3
19 Knopp/Ameida	GER	Mücke Motorsport	206,3	206,1	205,7	205,6	205,2
974 Toennessen/Speakerwas	GER	Krämer, Karsten	206,0	205,6	205,6	205,4	205,1
250 Denning/Clark	GER	PROsport Racing	205,7	205,2	205,1	205,0	204,8
310 Jilkova/Martin	GER	PROsport Racing	205,6	205,1	204,9	204,7	204,3
48 Ortman/Sokolovskiy	GER	PROsport Racing	205,4	204,7	204,4	203,2	201,7
42 Lemoine/.	FRA	ANS Motorsport	203,7	203,3	202,7	201,9	201,8
1 Neuser/Härtling	GER	Schnitzelalm Racing	203,3	166,7			
31 Matt GRAHAM	ES		202,9	202,6	202,4	202,4	202,3
981 Ober/.	AUS	78Racing-Team	201,0	200,4	200,1	200,1	199,4
81 Smorg/Macias	SPA	Promotion Motorsport	200,1	199,3	198,9	197,8	197,2
133 Eddie VAN DAM	ES		199,9	198,7	198,2	198,1	194,3
107 Mirko VAN OOSTRUM	ES		194,5	193,7	193,6	193,5	193,1
820 Chinchilla/Martins	POR	Racar Motorsport	179,5	177,2	176,1		