

L1

# LPC Qualifying Practice RESULTS

CONDICIONES ATMOSFERICAS: **Soleado**

ESTADO DE LA PISTA: **Seca**

Ord.	#	Piloto	Licencia	Club	Marca	NV	VR	Tiempo	Gap	Intv	VMax
1	14	SOLDATOS/TANIMANIDIS				8	8	1:46.379	----	----	200,7
2	22	Melvin VAN DAM	ES			9	8	1:47.676	1.297	1.297	201,6
3	7	VAN OOSTRUM/FONTES				5	5	1:49.241	2.862	1.565	196,9
4	31	Matt GRAHAM				10	10	1:49.320	2.941	0.079	201,5
5	33	Eddie VAN DAM				8	4	1:50.373	3.994	1.053	198,9

Circuito de Jerez, 12 DE FEBRERO DE 2023

LOS COMISARIOS DEPORTIVOS	EL DIRECTOR DE CARRERA	EL JEFE DE CRONOMETRAJE
Hora:	Hora:	RESULTADOS PUBLICADOS A LAS 10:52 HORAS



L2

# LPC RACE 1 STARTING GRID



	1		
1	<b>14</b>	SOLDATOS/TANIMANIDIS	<b>1:46.379</b>

	2		
	<b>22</b>	Melvin VAN DAM	<b>1:47.676</b>

	3		
2	<b>7</b>	VAN OOSTRUM/FONTES	<b>1:49.241</b>

	4		
	<b>31</b>	Matt GRAHAM	<b>1:49.320</b>

	5		
3	<b>33</b>	Eddie VAN DAM	<b>1:50.373</b>

--	--	--	--

LOS COMISARIOS DEPORTIVOS

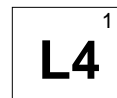
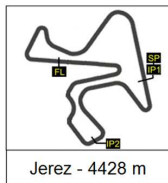
EL JEFE DE CRONOMETRAJE



L3

## LPC Qualifying Practice LAP BY LAP

Vuelta	7	14	22	31	33							
1	2:27.522	2:21.768	2:09.520	2:22.314	2:07.630							
2	2:04.400	1:57.944	1:50.507	2:00.851	1:53.368							
3	1:51.361	1:50.852	1:49.705	1:55.797	1:50.547							
4	1:50.166	1:48.348	1:48.615	1:50.609	1:50.373*							
5	1:49.241*	1:46.621	1:47.932	1:50.458	PIT EXIT							
6		1:47.568	PIT EXIT	1:49.341	1:57.224							
7		1:46.467	1:54.622	1:50.190	1:51.449							
8		1:46.379*	1:47.676*	1:49.886	1:50.891							
9			1:47.704	1:49.764								
10				1:49.320*								



## LPC Qualifying Practice ANALYSIS

Número	7		14		22		31		33		0		0	
	Vta	Sector	Vuelta	Sector	Vuelta	Sector	Vuelta	Sector	Vuelta	Sector	Vuelta	Sector	Vuelta	
1	IP1	1:00.85	1:00.853	57.865	57.865	54.833	54.833	59.050	59.050	54.037	54.037			
	IP2	44.762	1:45.615	39.246	1:37.111	35.830	1:30.663	41.544	1:40.594	34.399	1:28.436			
	FL	41.907	<b>2:27.522</b>	44.657	<b>2:21.768</b>	38.857	<b>2:09.520</b>	41.720	<b>2:22.314</b>	39.194	<b>2:07.630</b>			
2	IP1	51.948	51.948	46.017	46.017	42.681	42.681	45.111	45.111	43.838	43.838			
	IP2	33.186	1:25.134	33.359	1:19.376	31.054	1:13.735	32.807	1:17.918	31.952	1:15.790			
	FL	39.266	<b>2:04.400</b>	38.568	<b>1:57.944</b>	36.772	<b>1:50.507</b>	42.933	<b>2:00.851</b>	37.578	<b>1:53.368</b>			
3	IP1	42.810	42.810	42.737	42.737	42.041	42.041	45.802	45.802	42.415	42.415			
	IP2	31.115	1:13.925	31.033	1:13.770	30.739	1:12.780	32.231	1:18.033	31.232	1:13.647			
	FL	37.436	<b>1:51.361</b>	37.082	<b>1:50.852</b>	36.925	<b>1:49.705</b>	37.764	<b>1:55.797</b>	36.900	<b>1:50.547</b>			
4	IP1	42.481	42.481	41.792	41.792	41.463	41.463	42.288	42.288	<b>42.340</b>	<b>42.340</b>			
	IP2	30.722	1:13.203	30.223	1:12.015	30.595	1:12.058	31.229	1:13.517	<b>31.030</b>	<b>1:13.370</b>			
	FL	36.963	<b>1:50.166</b>	36.333	<b>1:48.348</b>	36.557	<b>1:48.615</b>	37.092	<b>1:50.609</b>	37.003	<b>1:50.373</b>			
5	IP1	<b>41.911</b>	<b>41.911</b>	40.857	40.857	41.462	41.462	42.076	42.076	43.296	43.296			
	IP2	<b>30.578</b>	<b>1:12.489</b>	29.887	1:10.744	30.287	1:11.749	31.197	1:13.273	31.956	1:15.252			
	FL	<b>36.752</b>	<b>1:49.241</b>	<b>35.877</b>	<b>1:46.621</b>	36.183	<b>1:47.932</b>	37.185	<b>1:50.458</b>	3:52.76	<b>PIT EXIT</b>			
6	IP1	46.492	46.492	40.862	40.862	<b>41.206</b>	<b>41.206</b>	41.724	41.724	47.599	47.599			
	IP2	33.770	1:20.262	29.972	1:10.834	30.409	1:11.615	<b>30.766</b>	<b>1:12.490</b>	32.326	1:19.925			
	FL		-----	36.734	<b>1:47.568</b>	2:54.95	<b>PIT EXIT</b>	36.851	<b>1:49.341</b>	37.299	<b>1:57.224</b>			
7	IP1			40.727	40.727	46.781	46.781	42.406	42.406	42.619	42.619			
	IP2			29.689	1:10.416	31.033	1:17.814	30.988	1:13.394	31.830	1:14.449			
	FL			36.051	<b>1:46.467</b>	36.808	<b>1:54.622</b>	<b>36.796</b>	<b>1:50.190</b>	37.000	<b>1:51.449</b>			
8	IP1			<b>40.651</b>	<b>40.651</b>	41.359	41.359	41.910	41.910	42.885	42.885			
	IP2			<b>29.682</b>	<b>1:10.333</b>	<b>30.093</b>	<b>1:11.452</b>	30.807	1:12.717	31.190	1:14.075			
	FL			36.046	<b>1:46.379</b>	36.224	<b>1:47.676</b>	37.169	<b>1:49.886</b>	<b>36.816</b>	<b>1:50.891</b>			
9	IP1			47.962	47.962	41.311	41.311	41.818	41.818	45.130	45.130			
	IP2			33.856	1:21.818	30.217	1:11.528	31.031	1:12.849	32.989	1:18.119			
	FL				-----	<b>36.176</b>	<b>1:47.704</b>	36.915	<b>1:49.764</b>		-----			
10	IP1					43.078	43.078	<b>41.698</b>	<b>41.698</b>					
	IP2					31.363	1:14.441	30.819	1:12.517					
	FL						-----	36.803	<b>1:49.320</b>					

**L5**

## LPC Qualifying Practice 40 BEST LAPS

Dorsal	Piloto	Nat	Equipo	Maq.	Hora	Vuelta	Tiempo
14	SOLDATOS/TANIMANIDIS				10:42:39	8	1:46.379
14	SOLDATOS/TANIMANIDIS				10:40:52	7	1:46.467
14	SOLDATOS/TANIMANIDIS				10:37:18	5	1:46.621
14	SOLDATOS/TANIMANIDIS				10:39:06	6	1:47.568
22	Melvin VAN DAM	ES			10:44:46	8	1:47.676
22	Melvin VAN DAM	ES			10:46:34	9	1:47.704
22	Melvin VAN DAM	ES			10:36:58	5	1:47.932
14	SOLDATOS/TANIMANIDIS				10:35:32	4	1:48.348
22	Melvin VAN DAM	ES			10:35:10	4	1:48.615
7	VAN OOSTRUM/FONTES				10:37:52	5	1:49.241
31	Matt GRAHAM				10:47:13	10	1:49.320
31	Matt GRAHAM				10:39:53	6	1:49.341
22	Melvin VAN DAM	ES			10:33:21	3	1:49.705
31	Matt GRAHAM				10:45:23	9	1:49.764
31	Matt GRAHAM				10:43:33	8	1:49.886
7	VAN OOSTRUM/FONTES				10:36:03	4	1:50.166
31	Matt GRAHAM				10:41:44	7	1:50.190
33	Eddie VAN DAM				10:35:16	4	1:50.373
31	Matt GRAHAM				10:38:04	5	1:50.458
22	Melvin VAN DAM	ES			10:31:31	2	1:50.507
33	Eddie VAN DAM				10:33:26	3	1:50.547
31	Matt GRAHAM				10:36:14	4	1:50.609
14	SOLDATOS/TANIMANIDIS				10:33:43	3	1:50.852
33	Eddie VAN DAM				10:46:04	8	1:50.891
7	VAN OOSTRUM/FONTES				10:34:13	3	1:51.361
33	Eddie VAN DAM				10:44:13	7	1:51.449
33	Eddie VAN DAM				10:31:35	2	1:53.368
22	Melvin VAN DAM	ES			10:42:59	7	1:54.622
31	Matt GRAHAM				10:34:23	3	1:55.797
33	Eddie VAN DAM				10:42:21	6	1:57.224
14	SOLDATOS/TANIMANIDIS				10:31:52	2	1:57.944
31	Matt GRAHAM				10:32:27	2	2:00.851
7	VAN OOSTRUM/FONTES				10:32:21	2	2:04.400
33	Eddie VAN DAM				10:29:42	1	2:07.630
22	Melvin VAN DAM	ES			10:29:41	1	2:09.520
14	SOLDATOS/TANIMANIDIS				10:29:55	1	2:21.768
31	Matt GRAHAM				10:30:26	1	2:22.314
7	VAN OOSTRUM/FONTES				10:30:17	1	2:27.522
22	Melvin VAN DAM	ES			10:41:04	6	PIT EXIT
33	Eddie VAN DAM				10:40:24	5	PIT EXIT



L6

## LPC Qualifying Practice TOP FIVE LAPS

Piloto	Nat	Equipo	Top Five Laps				
14 SOLDATOS/TANIMANIDI			1:46.379	1:46.467	1:46.621	1:47.568	1:48.348
22 Melvin VAN DAM	ES		1:47.676	1:47.704	1:47.932	1:48.615	1:49.705
7 VAN OOSTRUM/FONTES			1:49.241	1:50.166	1:51.361	2:04.400	2:27.522
31 Matt GRAHAM			1:49.320	1:49.341	1:49.764	1:49.886	1:50.190
33 Eddie VAN DAM			1:50.373	1:50.547	1:50.891	1:51.449	1:53.368

**L7**

## LPC Qualifying Practice 40 BEST MAXIMUM SPEEDS

Dorsal	Piloto	Nat	Equipo	Maq.	Hora	Vuelta	Vmax
22	Melvin VAN DAM	ES			10:35:51	4	201,6
22	Melvin VAN DAM	ES			10:37:39	5	201,5
31	Matt GRAHAM				10:38:46	5	201,5
22	Melvin VAN DAM	ES			10:43:40	7	201,3
22	Melvin VAN DAM	ES			10:45:28	8	201,1
31	Matt GRAHAM				10:46:05	9	201,0
31	Matt GRAHAM				10:42:25	7	200,8
22	Melvin VAN DAM	ES			10:34:02	3	200,7
14	SOLDATOS/TANIMANIDIS				10:41:33	7	200,7
31	Matt GRAHAM				10:36:56	4	200,6
22	Melvin VAN DAM	ES			10:32:13	2	200,3
31	Matt GRAHAM				10:44:15	8	200,2
31	Matt GRAHAM				10:35:05	3	200,1
22	Melvin VAN DAM	ES			10:41:51	6	200,0
14	SOLDATOS/TANIMANIDIS				10:34:25	3	199,8
14	SOLDATOS/TANIMANIDIS				10:36:13	4	199,7
22	Melvin VAN DAM	ES			10:30:23	1	199,5
22	Melvin VAN DAM	ES			10:47:17	9	199,4
31	Matt GRAHAM				10:40:36	6	199,3
14	SOLDATOS/TANIMANIDIS				10:32:35	2	199,0
33	Eddie VAN DAM				10:34:08	3	198,9
33	Eddie VAN DAM				10:35:59	4	198,9
33	Eddie VAN DAM				10:32:18	2	198,7
33	Eddie VAN DAM				10:43:04	6	198,7
14	SOLDATOS/TANIMANIDIS				10:39:47	6	198,3
14	SOLDATOS/TANIMANIDIS				10:37:59	5	198,2
31	Matt GRAHAM				10:33:13	2	198,1
33	Eddie VAN DAM				10:44:56	7	198,1
33	Eddie VAN DAM				10:30:26	1	197,9
14	SOLDATOS/TANIMANIDIS				10:30:41	1	197,3
33	Eddie VAN DAM				10:41:12	5	197,0
7	VAN OOSTRUM/FONTES				10:36:45	4	196,9
33	Eddie VAN DAM				10:46:49	8	196,8
7	VAN OOSTRUM/FONTES				10:34:55	3	195,9
31	Matt GRAHAM				10:31:11	1	195,2
7	VAN OOSTRUM/FONTES				10:33:04	2	195,1
22	Melvin VAN DAM	ES			10:28:26	0	190,1
33	Eddie VAN DAM				10:28:28	0	189,6
14	SOLDATOS/TANIMANIDIS				10:43:27	8	180,4
7	VAN OOSTRUM/FONTES				10:31:09	1	180,3

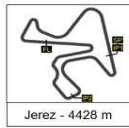


L8

LPC  
Qualifying Practice  
TOP FIVE MAXIMUM SPEEDS

Piloto	Nat	Equipo	Top Five Vmax				
22 Melvin VAN DAM	ES		201,6	201,5	201,3	201,1	200,7
31 Matt GRAHAM			201,5	201,0	200,8	200,6	200,2
14 SOLDATOS/TANIMANIDI			200,7	199,8	199,7	199,0	198,3
33 Eddie VAN DAM			198,9	198,9	198,7	198,7	198,1
7 VAN OOSTRUM/FONTES			196,9	195,9	195,1	180,3	168,5





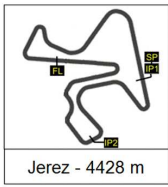
## LPC

### QUALIFYING PRACTICE (2nd Best Time)

Ord. #	Piloto	Equipo	Marca	Tiempo 2	Gap	Intv	V Prom
1	14 SOLDATOS/TANIMANIDI		Radica 2	1:46.467	---	---	142,963
2	22 Melvin VAN DAM		Radica 2	1:47.704	1,237	1,237	141,321
3	31 Matt GRAHAM		Radica 2	1:49.341	2,874	1,637	139,205
4	7 VAN OOSTRUM/FONTES		Radica 2	1:50.166	3,699	0,825	138,162
5	33 Eddie VAN DAM		Radica 2	1:50.547	4,080	0,381	137,686

Resultados publicados a las 11:15 horas  
LOS COMISARIOS DEPORTIVOS

Circuito de Jerez, 12 de febrero de 2022  
EL JEFE DE CRONOMETRAJE



L10

# LPC RACE 2 STARTING GRID



	1		
1	<b>14</b>	SOLDATOS/TANIMANIDIS	<b>1:46.467</b>

	2		
	<b>22</b>	Melvin VAN DAM	<b>1:47.704</b>

	3		
2	<b>31</b>	Matt GRAHAM	<b>1:49.341</b>

	4		
	<b>7</b>	VAN OOSTRUM/FONTES	<b>1:50.166</b>

	5		
3	<b>33</b>	Eddie VAN DAM	<b>1:50.547</b>

--	--	--	--

LOS COMISARIOS DEPORTIVOS

EL JEFE DE CRONOMETRAJE