

Jerez - 4428 m



L19

**LPC  
RACE 2  
PROVISSIONAL OFFICIAL CLASSIFICATION**

CONDICIONES ATMOSFERICAS: **Soleado**

ESTADO DE LA PISTA: **Seca**

Ord. #	Piloto	Club	Marca	Neum NV	Tiempo	Dif	VR	Vta Ráp.
1	<b>14</b>	SOLDATOS/TANIMANIDIS		21	<b>40:05.013</b>	----	16	1:46.473
2	<b>22</b>	Melvin VAN DAM		21	<b>40:13.735</b>	8.722	8	1:48.725
3	<b>7</b>	VAN OOSTRUM/FONTES		21	<b>41:06.294</b>	1:01.281	13	1:50.376
4	<b>33</b>	Eddie VAN DAM		21	<b>41:16.519</b>	1:11.506	17	1:51.177
5	<b>31</b>	Matt GRAHAM		17	<b>33:15.365</b>	4 Vuelta	9	1:49.604

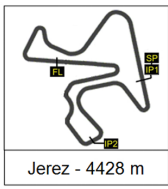
**Vuelta rápida realizada por el piloto Nº 14.- SOLDATOS/TANIMANIDIS en un tiempo de 1:46.473 en la vuelta 16ª.**

Provisional

Definitiva

Circuito de Jerez, 12 DE FEBRERO DE 2023

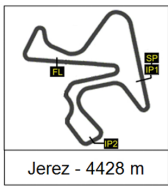
LOS COMISARIOS DEPORTIVOS	EL DIRECTOR DE CARRERA	EL JEFE DE CRONOMETRAJE
Hora:	Hora:	RESULTADOS PUBLICADOS A LAS 15:31 HORAS



L20

## LPC RACE 2 LAP BY LAP

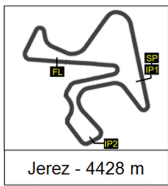
Vuelta	7	14	22	31	33							
1	1:53.521	1:52.296	1:52.520	1:54.320	1:55.226							
2	1:50.878	1:47.684	1:49.768	1:50.477	1:53.021							
3	1:50.590	1:47.751	1:49.631	1:50.632	1:52.078							
4	1:50.572	1:47.556	1:49.249	1:50.294	1:52.976							
5	1:51.011	1:47.907	1:49.049	1:50.839	1:52.862							
6	1:52.146	1:48.047	1:48.997	1:51.730	1:53.415							
7	1:50.885	1:46.985	1:48.826	1:49.620	1:52.687							
8	1:50.882	1:47.523	1:48.725*	1:50.259	1:52.485							
9	1:50.525	1:47.213	1:48.727	1:49.604*	1:52.234							
10	1:50.491	1:47.618	1:48.999	PIT EXIT	1:51.802							
11	PIT EXIT	1:46.770	1:49.575	1:55.418	1:52.032							
12	1:52.437	PIT EXIT	1:49.000	1:50.563	1:51.481							
13	1:50.376*	1:55.368	PIT EXIT	1:50.435	PIT EXIT							
14	1:50.745	1:49.479	1:51.728	1:50.619	1:56.012							
15	1:50.454	1:47.861	1:49.603	1:50.410	1:52.381							
16	2:14.410	1:46.473*	1:48.837	1:50.167	1:51.762							
17	1:50.742	1:49.351	1:49.148	1:49.686	1:51.177*							
18	1:51.778	1:50.656	1:49.267		1:52.811							
19	1:51.205	1:53.381	1:49.750		1:51.727							
20	1:51.286	1:50.002	1:49.841		1:54.238							
21	1:51.561	1:53.559	1:49.227		1:54.294							



1  
**L21**

## LPC RACE 2 ANALYSIS

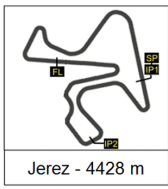
Número	7		14		22		31		33		0		0	
	Vta	Sector	Vuelta	Sector	Vuelta	Sector	Vuelta	Sector	Vuelta	Sector	Vuelta	Sector	Vuelta	
1	IP1	44.677	44.677	43.548	43.548	43.173	43.173	45.462	45.462	45.512	45.512			
	IP2	31.211	1:15.888	31.194	1:14.742	31.412	1:14.585	31.444	1:16.906	31.545	1:17.057			
	FL	37.633	<b>1:53.521</b>	37.554	<b>1:52.296</b>	37.935	<b>1:52.520</b>	37.414	<b>1:54.320</b>	38.169	<b>1:55.226</b>			
2	IP1	42.477	42.477	41.207	41.207	41.868	41.868	42.483	42.483	43.520	43.520			
	IP2	31.073	1:13.550	30.164	1:11.371	30.889	1:12.757	31.065	1:13.548	31.665	1:15.185			
	FL	37.328	<b>1:50.878</b>	36.313	<b>1:47.684</b>	37.011	<b>1:49.768</b>	36.929	<b>1:50.477</b>	37.836	<b>1:53.021</b>			
3	IP1	42.612	42.612	41.562	41.562	42.113	42.113	42.575	42.575	43.202	43.202			
	IP2	30.775	1:13.387	29.980	1:11.542	30.784	1:12.897	31.128	1:13.703	31.404	1:14.606			
	FL	37.203	<b>1:50.590</b>	36.209	<b>1:47.751</b>	36.734	<b>1:49.631</b>	36.929	<b>1:50.632</b>	37.472	<b>1:52.078</b>			
4	IP1	42.504	42.504	41.241	41.241	41.911	41.911	42.497	42.497	43.008	43.008			
	IP2	30.906	1:13.410	30.221	1:11.462	30.823	1:12.734	30.947	1:13.444	31.837	1:14.845			
	FL	37.162	<b>1:50.572</b>	36.094	<b>1:47.556</b>	36.515	<b>1:49.249</b>	36.850	<b>1:50.294</b>	38.131	<b>1:52.976</b>			
5	IP1	42.530	42.530	41.392	41.392	41.918	41.918	42.633	42.633	43.286	43.286			
	IP2	30.881	1:13.411	30.088	1:11.480	30.505	1:12.423	30.980	1:13.613	31.629	1:14.915			
	FL	37.600	<b>1:51.011</b>	36.427	<b>1:47.907</b>	36.626	<b>1:49.049</b>	37.226	<b>1:50.839</b>	37.947	<b>1:52.862</b>			
6	IP1	43.008	43.008	41.588	41.588	41.831	41.831	43.128	43.128	43.713	43.713			
	IP2	31.314	1:14.322	30.197	1:11.785	30.578	1:12.409	30.850	1:13.978	31.664	1:15.377			
	FL	37.824	<b>1:52.146</b>	36.262	<b>1:48.047</b>	36.588	<b>1:48.997</b>	37.752	<b>1:51.730</b>	38.038	<b>1:53.415</b>			
7	IP1	42.607	42.607	41.126	41.126	41.785	41.785	42.256	42.256	43.266	43.266			
	IP2	30.771	1:13.378	29.849	1:10.975	30.514	1:12.299	<b>30.626</b>	1:12.882	31.604	1:14.870			
	FL	37.507	<b>1:50.885</b>	36.010	<b>1:46.985</b>	36.527	<b>1:48.826</b>	<b>36.738</b>	<b>1:49.620</b>	37.817	<b>1:52.687</b>			
8	IP1	42.593	42.593	41.249	41.249	<b>41.648</b>	<b>41.648</b>	42.113	42.113	43.244	43.244			
	IP2	30.969	1:13.562	30.070	1:11.319	30.515	<b>1:12.163</b>	30.689	1:12.802	31.491	1:14.735			
	FL	37.320	<b>1:50.882</b>	36.204	<b>1:47.523</b>	36.562	<b>1:48.725</b>	37.457	<b>1:50.259</b>	37.750	<b>1:52.485</b>			
9	IP1	42.597	42.597	41.165	41.165	41.769	41.769	<b>41.963</b>	<b>41.963</b>	43.206	43.206			
	IP2	30.734	1:13.331	29.949	1:11.114	<b>30.447</b>	1:12.216	30.697	<b>1:12.660</b>	31.615	1:14.821			
	FL	37.194	<b>1:50.525</b>	36.099	<b>1:47.213</b>	36.511	<b>1:48.727</b>	36.944	<b>1:49.604</b>	37.413	<b>1:52.234</b>			
10	IP1	<b>42.421</b>	<b>42.421</b>	41.391	41.391	41.697	41.697	42.154	42.154	42.761	42.761			
	IP2	30.959	1:13.380	30.223	1:11.614	30.759	1:12.456	30.800	1:12.954	31.530	1:14.291			
	FL	<b>37.111</b>	<b>1:50.491</b>	36.004	<b>1:47.618</b>	36.543	<b>1:48.999</b>	2:23.47	<b>PIT EXIT</b>	37.511	<b>1:51.802</b>			
11	IP1	42.518	42.518	41.065	41.065	42.059	42.059	46.510	46.510	42.917	42.917			
	IP2	30.948	1:13.466	<b>29.597</b>	<b>1:10.662</b>	30.846	1:12.905	31.485	1:17.995	31.576	1:14.493			
	FL	2:22.44	<b>PIT EXIT</b>	36.108	<b>1:46.770</b>	36.670	<b>1:49.575</b>	37.423	<b>1:55.418</b>	37.539	<b>1:52.032</b>			
12	IP1	44.157	44.157	41.589	41.589	41.808	41.808	42.262	42.262	42.990	42.990			
	IP2	31.025	1:15.182	30.672	1:12.261	30.617	1:12.425	31.284	1:13.546	31.288	1:14.278			
	FL	37.255	<b>1:52.437</b>	2:25.61	<b>PIT EXIT</b>	36.575	<b>1:49.000</b>	37.017	<b>1:50.563</b>	37.203	<b>1:51.481</b>			
13	IP1	42.526	42.526	47.703	47.703	41.975	41.975	42.412	42.412	42.935	42.935			
	IP2	<b>30.531</b>	<b>1:13.057</b>	30.989	1:18.692	30.521	1:12.496	31.145	1:13.557	31.943	1:14.878			
	FL	37.319	<b>1:50.376</b>	36.676	<b>1:55.368</b>	2:27.05	<b>PIT EXIT</b>	36.878	<b>1:50.435</b>	2:20.88	<b>PIT EXIT</b>			
14	IP1	42.585	42.585	42.355	42.355	44.048	44.048	42.451	42.451	46.487	46.487			
	IP2	30.637	1:13.222	30.731	1:13.086	30.669	1:14.717	31.138	1:13.589	31.835	1:18.322			
	FL	37.523	<b>1:50.745</b>	36.393	<b>1:49.479</b>	37.011	<b>1:51.728</b>	37.030	<b>1:50.619</b>	37.690	<b>1:56.012</b>			
15	IP1	42.581	42.581	41.420	41.420	42.069	42.069	42.546	42.546	43.170	43.170			
	IP2	30.689	1:13.270	30.500	1:11.920	30.864	1:12.933	30.992	1:13.538	31.602	1:14.772			
	FL	37.184	<b>1:50.454</b>	35.941	<b>1:47.861</b>	36.670	<b>1:49.603</b>	36.872	<b>1:50.410</b>	37.609	<b>1:52.381</b>			
16	IP1	1:05.92	1:05.920	<b>41.049</b>	<b>41.049</b>	41.681	41.681	42.475	42.475	43.445	43.445			
	IP2	31.044	1:36.964	29.680	1:10.729	30.664	1:12.345	30.804	1:13.279	31.218	1:14.663			
	FL	37.446	<b>2:14.410</b>	<b>35.744</b>	<b>1:46.473</b>	<b>36.492</b>	<b>1:48.837</b>	36.888	<b>1:50.167</b>	<b>37.099</b>	<b>1:51.762</b>			
17	IP1	42.601	42.601	41.671	41.671	41.858	41.858	42.080	42.080	<b>42.623</b>	<b>42.623</b>			
	IP2	30.759	1:13.601	30.985	1:12.656	30.710	1:12.568	30.791	1:12.871	<b>31.194</b>	<b>1:13.817</b>			
	FL	37.382	<b>1:50.742</b>	36.695	<b>1:49.351</b>	36.580	<b>1:49.148</b>	36.815	<b>1:49.686</b>	<b>37.360</b>	<b>1:51.177</b>			
18	IP1	43.113	43.113	42.593	42.593	41.983	41.983			42.918	42.918			
	IP2	31.227	1:14.340	31.225	1:13.818	30.606	1:12.589			31.760	1:14.678			
	FL	37.438	<b>1:51.778</b>	36.838	<b>1:50.656</b>	36.678	<b>1:49.267</b>			38.133	<b>1:52.811</b>			



1  
**L21**

## LPC RACE 2 ANALYSIS

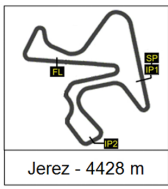
Número	7		14		22		31		33		0		0	
	Vta	Sector	Vuelta	Sector	Vuelta	Sector	Vuelta	Sector	Vuelta	Sector	Vuelta	Sector	Vuelta	
19	IP1	42.930	42.930	45.396	45.396	42.092	42.092			43.183	43.183			
	IP2	30.853	1:13.783	31.016	1:16.412	30.925	1:13.017			31.216	1:14.399			
	FL	37.422	<b>1:51.205</b>	36.969	<b>1:53.381</b>	36.733	<b>1:49.750</b>			37.328	<b>1:51.727</b>			
20	IP1	43.054	43.054	42.800	42.800	42.114	42.114			43.921	43.921			
	IP2	30.883	1:13.937	30.610	1:13.410	30.760	1:12.874			31.987	1:15.908			
	FL	37.349	<b>1:51.286</b>	36.592	<b>1:50.002</b>	36.967	<b>1:49.841</b>			38.330	<b>1:54.238</b>			
21	IP1	42.817	42.817	44.807	44.807	42.000	42.000			44.135	44.135			
	IP2	31.444	1:14.261	31.477	1:16.284	30.540	1:12.540			31.804	1:15.939			
	FL	37.300	<b>1:51.561</b>	37.275	<b>1:53.559</b>	36.687	<b>1:49.227</b>			38.355	<b>1:54.294</b>			



L22

## LPC RACE 2 40 BEST LAPS

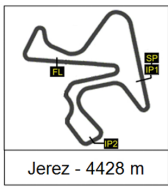
Dorsal	Piloto	Nat	Equipo	Maq.	Hora	Vuelta	Tiempo
14	SOLDATOS/TANIMANIDIS				15:17:54	16	1:46.473
14	SOLDATOS/TANIMANIDIS				15:06:57	11	1:46.770
14	SOLDATOS/TANIMANIDIS				14:59:48	7	1:46.985
14	SOLDATOS/TANIMANIDIS				15:03:23	9	1:47.213
14	SOLDATOS/TANIMANIDIS				15:01:36	8	1:47.523
14	SOLDATOS/TANIMANIDIS				14:54:25	4	1:47.556
14	SOLDATOS/TANIMANIDIS				15:05:10	10	1:47.618
14	SOLDATOS/TANIMANIDIS				14:50:50	2	1:47.684
14	SOLDATOS/TANIMANIDIS				14:52:38	3	1:47.751
14	SOLDATOS/TANIMANIDIS				15:16:08	15	1:47.861
14	SOLDATOS/TANIMANIDIS				14:56:13	5	1:47.907
14	SOLDATOS/TANIMANIDIS				14:58:01	6	1:48.047
22	Melvin VAN DAM				15:01:47	8	1:48.725
22	Melvin VAN DAM				15:03:35	9	1:48.727
22	Melvin VAN DAM				14:59:58	7	1:48.826
22	Melvin VAN DAM				15:18:13	16	1:48.837
22	Melvin VAN DAM				14:58:09	6	1:48.997
22	Melvin VAN DAM				15:05:24	10	1:48.999
22	Melvin VAN DAM				15:09:03	12	1:49.000
22	Melvin VAN DAM				14:56:20	5	1:49.049
22	Melvin VAN DAM				15:20:02	17	1:49.148
22	Melvin VAN DAM				15:27:20	21	1:49.227
22	Melvin VAN DAM				14:54:31	4	1:49.249
22	Melvin VAN DAM				15:21:51	18	1:49.267
14	SOLDATOS/TANIMANIDIS				15:19:44	17	1:49.351
14	SOLDATOS/TANIMANIDIS				15:14:20	14	1:49.479
22	Melvin VAN DAM				15:07:14	11	1:49.575
22	Melvin VAN DAM				15:16:24	15	1:49.603
31	Matt GRAHAM				15:03:48	9	1:49.604
31	Matt GRAHAM				15:00:08	7	1:49.620
22	Melvin VAN DAM				14:52:42	3	1:49.631
31	Matt GRAHAM				15:20:22	17	1:49.686
22	Melvin VAN DAM				15:23:41	19	1:49.750
22	Melvin VAN DAM				14:50:52	2	1:49.768
22	Melvin VAN DAM				15:25:31	20	1:49.841
14	SOLDATOS/TANIMANIDIS				15:25:18	20	1:50.002
31	Matt GRAHAM				15:18:32	16	1:50.167
31	Matt GRAHAM				15:01:58	8	1:50.259
31	Matt GRAHAM				14:54:36	4	1:50.294
7	VAN OOSTRUM/FONTES				15:13:00	13	1:50.376



L23

## LPC RACE 2 TOP FIVE LAPS

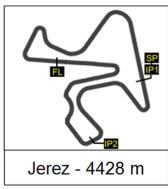
Piloto	Nat	Equipo	Top Five Laps				
14		SOLDATOS/TANIMANIDI	1:46.473	1:46.770	1:46.985	1:47.213	1:47.523
22		Melvin VAN DAM	1:48.725	1:48.727	1:48.826	1:48.837	1:48.997
31		Matt GRAHAM	1:49.604	1:49.620	1:49.686	1:50.167	1:50.259
7		VAN OOSTRUM/FONTES	1:50.376	1:50.454	1:50.491	1:50.525	1:50.572
33		Eddie VAN DAM	1:51.177	1:51.481	1:51.727	1:51.762	1:51.802



L24

LPC  
RACE 2  
40 BEST MAXIMUM SPEEDS

Dorsal	Piloto	Nat	Equipo	Maq.	Hora	Vuelta	Vmax
31	Matt GRAHAM				15:11:53	12	200,6
22	Melvin VAN DAM				15:20:44	17	200,4
31	Matt GRAHAM				14:57:10	5	200,3
22	Melvin VAN DAM				15:18:55	16	200,2
31	Matt GRAHAM				15:10:02	11	200,1
31	Matt GRAHAM				15:15:34	14	200,1
22	Melvin VAN DAM				14:53:24	3	200,0
22	Melvin VAN DAM				15:04:17	9	200,0
22	Melvin VAN DAM				14:51:34	2	199,9
22	Melvin VAN DAM				14:58:51	6	199,9
22	Melvin VAN DAM				15:00:40	7	199,9
14	SOLDATOS/TANIMANIDIS				14:47:53	0	199,7
22	Melvin VAN DAM				15:15:16	14	199,7
22	Melvin VAN DAM				15:17:06	15	199,7
22	Melvin VAN DAM				14:49:44	1	199,6
31	Matt GRAHAM				15:13:43	13	199,6
22	Melvin VAN DAM				15:13:27	13	199,6
22	Melvin VAN DAM				14:55:13	4	199,5
31	Matt GRAHAM				14:59:01	6	199,5
14	SOLDATOS/TANIMANIDIS				14:51:31	2	199,4
22	Melvin VAN DAM				14:57:02	5	199,4
31	Matt GRAHAM				15:00:50	7	199,4
22	Melvin VAN DAM				15:02:28	8	199,4
22	Melvin VAN DAM				15:09:45	12	199,4
31	Matt GRAHAM				14:55:18	4	199,3
22	Melvin VAN DAM				14:47:53	0	199,3
31	Matt GRAHAM				15:17:24	15	199,3
31	Matt GRAHAM				15:19:14	16	199,3
31	Matt GRAHAM				15:02:40	8	199,2
22	Melvin VAN DAM				15:22:33	18	199,2
22	Melvin VAN DAM				15:06:06	10	199,2
14	SOLDATOS/TANIMANIDIS				15:00:29	7	199,0
22	Melvin VAN DAM				15:24:23	19	199,0
14	SOLDATOS/TANIMANIDIS				15:16:49	15	199,0
31	Matt GRAHAM				14:51:37	2	198,8
31	Matt GRAHAM				15:04:30	9	198,7
22	Melvin VAN DAM				15:26:13	20	198,7
22	Melvin VAN DAM				15:07:56	11	198,7
14	SOLDATOS/TANIMANIDIS				15:02:17	8	198,6
14	SOLDATOS/TANIMANIDIS				14:58:42	6	198,5

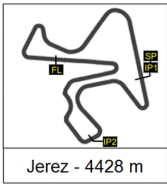


L25

LPC  
RACE 2  
TOP FIVE MAXIMUM SPEEDS

Piloto	Nat	Equipo	Top Five Vmax				
31		Matt GRAHAM	200,6	200,3	200,1	200,1	199,6
22		Melvin VAN DAM	200,4	200,2	200,0	200,0	199,9
14		SOLDATOS/TANIMANIDI	199,7	199,4	199,0	199,0	198,6
33		Eddie VAN DAM	198,1	197,6	197,2	197,0	197,0
7		VAN OOSTRUM/FONTES	196,2	196,0	195,9	195,9	195,9





L26

## LPC RACE 2 PLANNING

Vta	1	2	3	4	5	6	7	8	9	10	11	12	13	14	15	16
0	14	22	31	7	33											
1	14	22	7	31	33											
2	14	22	7	31	33											
3	14	22	7	31	33											
4	14	22	7	31	33											
5	14	22	31	7	33											
6	14	22	31	7	33											
7	14	22	31	7	33											
8	14	22	31	7	33											
9	14	22	31	7	33											
10	14	22	7	33	31 <sup>-1</sup>											
11	14	22	33	7 <sup>-1</sup>	31 <sup>-1</sup>											
12	22	33	14	7	31											
13	14	22	7	31	33											
14	14	22	7	31	33											
15	14	22	7	31	33											
16	14	22	31	7	33											
17	14	22	31	7	33											
18	14	22	7	31	33											
19	14	22	7	31	33											
20	14	22	7	31	33											
21	14	22	7	33												