

44

CPVL / CPVSL FREE PRIVATE PRACTICE RESULTS

CONDICIONES ATMOSFERICAS: **Soleado**ESTADO DE LA PISTA: **Seca**


Ord. #	Piloto	Licencia	Club	Marca	NV	VR	Tiempo	Gap	Intv	VMax	
1	68	I99	Paulo VIEIRA	Paulo Vieira	BMW	7	6	2:03.756	----	----	192,5
2	21	I90	José MEIRELES	José Meireles	BMW	5	4	2:04.503	0.747	0.747	185,5
3	118	se	Francisco GONÇALVES	Francisco Gonçalves	Lotus	6	4	2:04.602	0.846	0.099	200,6
4	147	str	SÁ_NOGUEIRA/SOARES	Joaquim Soares	Alfa	5	5	2:09.410	5.654	4.808	174,2
5	121	se	João_Paulo SOUSA	João Paulo Sousa	BMW	6	4	2:10.077	6.321	0.667	195,1
6	44	tl69	Gonçalo NOVO	Paula Cristina Fernandes No	Peugeot	4	3	2:11.497	7.742	1.421	170,5
7	116	stu	MONTEIRO/FREITAS	Sérgio Monteiro	Honda	6	4	2:13.288	9.532	1.790	175,6
8	69	tl69	Ricardo DINIZ	Ricardo Jorge Marques Diniz	Honda	5	2	2:13.941	10.185	0.653	170,9
9	163	str	Eleutério DUARTE	Eleutério Duarte	Renault	5	4	2:14.123	10.367	0.182	176,2
10	150	str	Filipe FERREIRA	Filipe Ferreira	Honda	6	5	2:14.393	10.637	0.270	170,5
11	56	tl29	Tiago RIBEIRO	Tiago Jorge Meireles Ribeiro	Honda	4	4	2:14.508	10.752	0.115	174,1
12	63	tl20	João_Miguel RIBEIRO	João Miguel Ribeiro	Volkswagen	6	3	2:15.341	11.585	0.833	171,2
13	37	tl69	MOTA/MOTA	Manuel António Gomes Mota	Citroen	6	5	2:16.024	12.268	0.683	166,1
14	157	str	Joel REIS	Joel Reis	Honda	5	2	2:16.539	12.783	0.515	170,8
15	178	stu	Rui GONÇALVES	Rui Manuel Gonçalves	Honda	5	3	2:17.244	13.488	0.705	182,0
16	96	tl69	Miguel MATIAS	Miguel Ângelo Rodrigues Mat	Citroen	4	3	2:17.353	13.597	0.109	171,9
17	151	str	CORREIA/CORREIA	António Correia	Honda	6	3	2:18.234	14.479	0.882	169,1
18	154	str	João VENTURA	João Ventura	Honda	6	4	2:18.538	14.782	0.303	167,5
19	64	tl69	José MOTA	José Luís Leal Mota	Peugeot	6	6	2:19.067	15.311	0.529	167,1
20	123	se	Arlindo BEÇA	Arlindo Beça	Mini	6	6	2:19.715	15.959	0.648	162,3
21	170	str	DIAS/DANGAUTHIER	Nuno Dias	Honda	6	6	2:19.839	16.083	0.124	171,4
22	12	I90	João NOVO	João Carlos Fernandes Novo	Ford	4	4	2:20.298	16.542	0.459	196,5
23	95	tl60	Otilio FERREIRA	Otilio Ferreira	Toyota	6	4	2:20.440	16.684	0.142	157,5
24	159	str	OLIVEIRA/OLIVEIRA	Carlos Oliveira	Honda	6	3	2:20.733	16.977	0.293	166,9
25	160	str	PORTO/PORTO	Paulo Porto	Honda	6	4	2:20.872	17.116	0.139	165,3
26	94	tl69	CARVALHO/CARVALHO	Fernando Carvalho	Citroen	5	4	2:25.781	22.025	4.909	158,2
27	82	tl29	Pedro LISBOA	Pedro Botelho Lisboa	Peugeot	3	2	2:26.547	22.791	0.766	154,5
28	192	se	Vicente SERRÃO	Vicente Serrão Couto	Volkswagen	4	2	2:31.306	27.550	4.759	158,9
29	87	tl29	Paulo FERRAZ	Paulo Rui Moura Ferraz	Renault	5	5	2:36.223	32.467	4.917	140,4

Circuito de Jerez, 24 DE MAYO DE 2024

Hora:

Hora:

RESULTADOS PUBLICADOS A LAS 19:11 HORAS



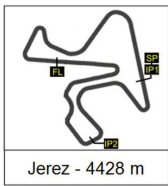
45

CPVL / CPVSL FREE PRIVATE PRACTICE LAP BY LAP

Vuelta	12	21	37	44	56	63	64	68	69	82	87	94
1	2:28.974	2:23.207	2:59.737	2:35.253	2:31.509	2:30.677	2:48.862	2:35.426	2:41.908	2:41.990	2:55.431	3:04.518
2	2:24.491	2:10.604	2:35.374	2:14.412	2:18.980	2:18.356	2:28.656	2:10.792	2:13.941*	2:26.547*	2:40.624	2:37.226
3	PIT EXIT	2:09.219	2:20.050	2:11.497*	2:17.154	2:15.341*	2:30.123	2:07.378	2:14.240	PIT EXIT	2:38.008	2:31.410
4	2:20.298*	2:04.503*	2:16.940	2:12.643	2:14.508*	2:15.479	2:21.853	2:06.384	2:14.843		2:38.509	2:25.781*
5		2:05.761	2:16.024*			2:18.767	2:20.430	2:03.798	PIT EXIT		2:36.223*	PIT EXIT
6			2:20.021			2:16.345	2:19.067*	2:03.756*				
7								2:04.788				


Vuelta	95	96	116	118	121	123	147	150	151	154	157	159
1	2:39.455	2:43.811	2:36.918	2:29.429	2:34.239	2:45.221	2:23.179	2:24.397	2:33.576	2:33.155	2:30.566	2:31.772
2	2:22.575	2:22.189	2:17.061	2:10.879	2:14.913	2:26.668	2:20.865	2:16.133	2:25.389	2:20.718	2:16.539*	2:23.892
3	2:20.605	2:17.353*	2:16.078	2:10.062	2:11.809	2:28.530	2:10.981	2:16.186	2:18.234*	2:19.493	2:17.838	2:20.733*
4	2:20.440*	PIT EXIT	2:13.288*	2:04.602*	2:10.077*	2:22.680	2:26.022	2:20.076	PIT EXIT	2:18.538*	PIT EXIT	2:21.661
5	2:20.523		PIT EXIT	2:05.252	2:11.260	2:22.860	2:09.410*	2:14.393*	2:27.594	2:22.128	2:32.356	2:25.806
6	2:24.753		2:18.660	2:05.137	2:20.293	2:19.715*		2:16.022	2:20.692	2:19.535		2:25.280

Vuelta	160	163	170	178	192							
1	2:31.972	2:47.252	2:31.889	2:36.951	2:42.922							
2	2:21.309	2:42.510	2:24.906	2:18.938	2:31.306*							
3	2:20.903	2:14.744	2:22.754	2:17.244*	2:33.039							
4	2:20.872*	2:14.123*	2:19.860	2:17.844	PIT EXIT							
5	2:21.923	2:16.904	2:21.476	2:18.715								
6	2:21.075		2:19.839*									



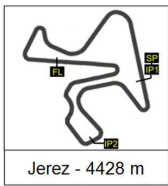
CPVL / CPVSL FREE PRIVATE PRACTICE ANALYSIS

Número	12		21		37		44		56		63		64		
Vta	Sector	Vuelta	Sector	Vuelta	Sector	Vuelta	Sector	Vuelta	Sector	Vuelta	Sector	Vuelta	Sector	Vuelta	
1	IP1	1:01.99	1:01.990	1:01.08	1:01.089	1:12.32	1:12.322	1:07.58	1:07.588	1:01.53	1:01.537	1:04.40	1:04.407	1:12.44	1:12.444
	IP2	41.541	1:43.531	37.826	1:38.915	53.181	2:05.503	41.678	1:49.266	42.629	1:44.166	39.885	1:44.292	47.115	1:59.559
	FL	45.443	2:28.974	44.292	2:23.207	54.234	2:59.737	45.987	2:35.253	47.343	2:31.509	46.386	2:30.677	49.303	2:48.862
2	IP1	49.957	49.957	50.987	50.987	1:04.56	1:04.561	51.633	51.633	53.053	53.053	53.638	53.638	58.829	58.829
	IP2	40.058	1:30.015	36.533	1:27.520	41.838	1:46.399	38.022	1:29.655	39.570	1:32.623	38.857	1:32.495	41.229	1:40.058
	FL	54.476	2:24.491	43.084	2:10.604	48.976	2:35.374	44.757	2:14.412	46.357	2:18.980	45.861	2:18.356	48.598	2:28.656
3	IP1	55.151	55.151	49.298	49.298	53.882	53.882	50.547	50.547	53.715	53.715	52.086	52.086	58.665	58.665
	IP2	41.049	1:36.200	37.683	1:26.981	39.385	1:33.267	36.775	1:27.322	38.749	1:32.464	37.907	1:29.993	42.717	1:41.382
	FL	5:08.17	PIT EXIT	42.238	2:09.219	46.783	2:20.050	44.176	2:11.497	44.691	2:17.154	45.348	2:15.341	48.741	2:30.123
4	IP1	1:01.60	1:01.608	47.896	47.896	52.598	52.598	50.833	50.833	51.330	51.330	51.314	51.314	54.342	54.342
	IP2	36.885	1:38.493	34.905	1:22.801	38.677	1:31.275	37.332	1:28.165	37.239	1:28.569	37.660	1:28.974	40.161	1:34.503
	FL	41.805	2:20.298	41.702	2:04.503	45.665	2:16.940	44.478	2:12.643	45.939	2:14.508	46.505	2:15.479	47.350	2:21.853
5	IP1	48.912	48.912	48.057	48.057	52.611	52.611	50.800	50.800	51.687	51.687	53.487	53.487	54.492	54.492
	IP2	46.352	1:35.264	35.630	1:23.687	38.178	1:30.789	36.747	1:27.547	39.446	1:31.133	37.949	1:31.436	38.843	1:33.335
	FL	-----	-----	42.074	2:05.761	45.235	2:16.024	-----	-----	-----	-----	47.331	2:18.767	47.095	2:20.430
6	IP1			50.174	50.174	54.887	54.887					52.436	52.436	54.016	54.016
	IP2			41.682	1:31.856	39.745	1:34.632					38.465	1:30.901	39.348	1:33.364
	FL			-----	-----	45.389	2:20.021					45.444	2:16.345	45.703	2:19.067
7	IP1					54.725	54.725					51.772	51.772	1:00.59	1:00.593
	IP2					47.195	1:41.920					37.598	1:29.370	47.307	1:47.900
	FL					-----	-----					-----	-----	-----	-----



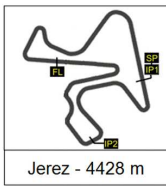
CPVL / CPVSL FREE PRIVATE PRACTICE ANALYSIS

Número	68		69		82		87		94		95		96		
Vta	Sector	Vuelta	Sector	Vuelta	Sector	Vuelta	Sector	Vuelta	Sector	Vuelta	Sector	Vuelta	Sector	Vuelta	
1	IP1	1:06.92	1:06.920	1:12.98	1:12.989	1:07.66	1:07.669	1:15.33	1:15.331	1:20.26	1:20.268	1:08.80	1:08.807	1:10.25	1:10.250
	IP2	40.835	1:47.755	43.150	1:56.139	43.725	1:51.394	45.579	2:00.910	49.035	2:09.303	42.985	1:51.792	43.943	1:54.193
	FL	47.671	2:35.426	45.769	2:41.908	50.596	2:41.990	54.521	2:55.431	55.215	3:04.518	47.663	2:39.455	49.618	2:43.811
2	IP1	52.166	52.166	51.251	51.251	56.018	56.018	1:02.16	1:02.161	59.573	59.573	55.716	55.716	56.167	56.167
	IP2	36.131	1:28.297	38.419	1:29.670	42.874	1:38.892	44.475	1:46.636	45.189	1:44.762	40.188	1:35.904	39.526	1:35.693
	FL	42.495	2:10.792	44.271	2:13.941	47.655	2:26.547	53.988	2:40.624	52.464	2:37.226	46.671	2:22.575	46.496	2:22.189
3	IP1	48.797	48.797	51.326	51.326	1:07.37	1:07.374	1:01.42	1:01.427	57.872	57.872	53.825	53.825	54.241	54.241
	IP2	35.417	1:24.214	38.760	1:30.086	53.707	2:01.081	43.875	1:45.302	43.930	1:41.802	39.733	1:33.558	38.462	1:32.703
	FL	43.164	2:07.378	44.154	2:14.240	6:06.89	PIT EXIT	52.706	2:38.008	49.608	2:31.410	47.047	2:20.605	44.650	2:17.353
4	IP1	48.876	48.876	52.091	52.091	1:06.08	1:06.088	1:01.27	1:01.275	56.723	56.723	53.602	53.602	52.336	52.336
	IP2	35.115	1:23.991	38.368	1:30.459	46.012	1:52.100	43.100	1:44.375	41.168	1:37.891	39.808	1:33.410	38.761	1:31.097
	FL	42.393	2:06.384	44.384	2:14.843	-----	-----	54.134	2:38.509	47.890	2:25.781	47.030	2:20.440	2:05.24	PIT EXIT
5	IP1	48.081	48.081	51.931	51.931			1:00.59	1:00.597	56.194	56.194	53.840	53.840	1:11.39	1:11.393
	IP2	34.795	1:22.876	38.827	1:30.758			43.365	1:43.962	40.516	1:36.710	40.516	1:34.356	49.348	2:00.741
	FL	40.922	2:03.798	3:11.43	PIT EXIT			52.261	2:36.223	2:54.49	PIT EXIT	46.167	2:20.523	-----	-----
6	IP1	47.703	47.703	1:05.44	1:05.442			58.950	58.950	1:14.01	1:14.017	53.826	53.826		
	IP2	34.780	1:22.483	50.750	1:56.192			50.910	1:49.860	52.437	2:06.454	39.497	1:33.323		
	FL	41.273	2:03.756	-----	-----			-----	-----	-----	-----	51.430	2:24.753		
7	IP1	47.681	47.681									1:02.43	1:02.437		
	IP2	34.842	1:22.523									44.585	1:47.022		
	FL	42.266	2:04.788									-----	-----		



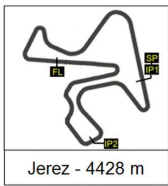
CPVL / CPVSL FREE PRIVATE PRACTICE ANALYSIS

Número	116		118		121		123		147		150		151		
Vta	Sector	Vuelta	Sector	Vuelta	Sector	Vuelta	Sector	Vuelta	Sector	Vuelta	Sector	Vuelta	Sector	Vuelta	
1	IP1	1:04.74	1:04.747	1:01.76	1:01.761	1:05.88	1:05.883	1:06.53	1:06.536	58.158	58.158	59.318	59.318	1:06.75	1:06.755
	IP2	43.533	1:48.280	42.646	1:44.407	41.126	1:47.009	47.648	1:54.184	39.307	1:37.465	39.450	1:38.768	40.193	1:46.948
	FL	48.639	2:36.918	45.023	2:29.429	47.230	2:34.239	51.037	2:45.221	45.715	2:23.179	45.629	2:24.397	46.628	2:33.576
2	IP1	54.519	54.519	51.782	51.782	52.670	52.670	56.868	56.868	49.890	49.890	51.869	51.869	1:00.64	1:00.649
	IP2	38.384	1:32.903	36.119	1:27.901	38.390	1:31.060	41.857	1:38.725	38.270	1:28.160	38.534	1:30.403	39.163	1:39.812
	FL	44.159	2:17.061	42.978	2:10.879	43.853	2:14.913	47.943	2:26.668	52.705	2:20.865	45.730	2:16.133	45.577	2:25.389
3	IP1	53.334	53.334	48.604	48.604	52.267	52.267	57.723	57.723	50.288	50.288	52.873	52.873	52.855	52.855
	IP2	38.846	1:32.180	36.338	1:24.942	36.936	1:29.203	42.772	1:40.495	36.780	1:27.068	38.142	1:31.015	38.990	1:31.845
	FL	43.898	2:16.078	45.120	2:10.062	42.606	2:11.809	48.035	2:28.530	43.913	2:10.981	45.171	2:16.186	46.390	2:18.234
4	IP1	51.137	51.137	47.596	47.596	49.585	49.585	54.750	54.750	58.433	58.433	51.619	51.619	52.777	52.777
	IP2	37.846	1:28.983	35.883	1:23.479	37.375	1:26.960	40.290	1:35.040	39.865	1:38.298	43.709	1:35.328	38.576	1:31.353
	FL	44.305	2:13.288	41.123	2:04.602	43.117	2:10.077	47.640	2:22.680	47.724	2:26.022	44.748	2:20.076	2:40.24	PIT EXIT
5	IP1	50.813	50.813	47.578	47.578	49.802	49.802	54.138	54.138	50.099	50.099	51.489	51.489	1:03.35	1:03.355
	IP2	38.371	1:29.184	35.055	1:22.633	37.821	1:27.623	39.605	1:33.743	36.001	1:26.100	37.849	1:29.338	38.756	1:42.111
	FL	2:32.54	PIT EXIT	42.619	2:05.252	43.637	2:11.260	49.117	2:22.860	43.310	2:09.410	45.055	2:14.393	45.483	2:27.594
6	IP1	53.650	53.650	47.623	47.623	50.611	50.611	54.483	54.483	52.235	52.235	52.304	52.304	52.914	52.914
	IP2	37.463	1:31.113	35.344	1:22.967	38.535	1:29.146	38.806	1:33.289	39.713	1:31.948	37.649	1:29.953	39.958	1:32.872
	FL	47.547	2:18.660	42.170	2:05.137	51.147	2:20.293	46.426	2:19.715	-----	-----	46.069	2:16.022	47.820	2:20.692
7	IP1	1:01.64	1:01.645			53.314	53.314	1:01.41	1:01.414			1:06.30	1:06.305	1:07.26	1:07.265
	IP2	44.665	1:46.310			38.605	1:31.919	47.194	1:48.608			51.535	1:57.840	46.957	1:54.222
	FL		-----		-----		-----		-----		-----		-----		-----




CPVL / CPVSL FREE PRIVATE PRACTICE ANALYSIS

Número	154		157		159		160		163		170		178		
Vta	Sector	Vuelta	Sector	Vuelta	Sector	Vuelta	Sector	Vuelta	Sector	Vuelta	Sector	Vuelta	Sector	Vuelta	
1	IP1	1:02.50	1:02.500	1:02.80	1:02.801	1:02.51	1:02.519	1:03.73	1:03.737	1:14.56	1:14.567	1:03.30	1:03.306	1:07.32	1:07.327
	IP2	41.157	1:43.657	40.426	1:43.227	41.604	1:44.123	41.034	1:44.771	42.698	1:57.265	40.475	1:43.781	42.597	1:49.924
	FL	49.498	2:33.155	47.339	2:30.566	47.649	2:31.772	47.201	2:31.972	49.987	2:47.252	48.108	2:31.889	47.027	2:36.951
2	IP1	54.857	54.857	52.620	52.620	56.024	56.024	54.330	54.330	53.683	53.683	55.907	55.907	54.221	54.221
	IP2	39.105	1:33.962	38.720	1:31.340	40.360	1:36.384	40.025	1:34.355	39.387	1:33.070	41.240	1:37.147	39.530	1:33.751
	FL	46.756	2:20.718	45.199	2:16.539	47.508	2:23.892	46.954	2:21.309	1:09.44	2:42.510	47.759	2:24.906	45.187	2:18.938
3	IP1	53.474	53.474	52.410	52.410	54.061	54.061	54.249	54.249	51.735	51.735	54.678	54.678	52.750	52.750
	IP2	38.802	1:32.276	38.821	1:31.231	39.212	1:33.273	39.783	1:34.032	38.478	1:30.213	41.424	1:36.102	39.437	1:32.187
	FL	47.217	2:19.493	46.607	2:17.838	47.460	2:20.733	46.871	2:20.903	44.531	2:14.744	46.652	2:22.754	45.057	2:17.244
4	IP1	53.204	53.204	53.912	53.912	54.417	54.417	53.944	53.944	50.811	50.811	53.806	53.806	52.866	52.866
	IP2	39.346	1:32.550	40.871	1:34.783	39.814	1:34.231	39.964	1:33.908	38.532	1:29.343	39.306	1:33.112	38.803	1:31.669
	FL	45.988	2:18.538	2:57.30	PIT EXIT	47.431	2:21.661	46.964	2:20.872	44.780	2:14.123	46.748	2:19.860	46.175	2:17.844
5	IP1	53.587	53.587	59.050	59.050	57.121	57.121	55.050	55.050	50.832	50.832	54.552	54.552	54.074	54.074
	IP2	41.474	1:35.061	43.407	1:42.457	41.645	1:38.766	40.302	1:35.352	38.791	1:29.623	39.562	1:34.114	38.921	1:32.995
	FL	47.068	2:22.128	49.899	2:32.356	47.040	2:25.806	46.571	2:21.923	47.281	2:16.904	47.362	2:21.476	45.720	2:18.715
6	IP1	54.257	54.257	53.142	53.142	54.527	54.527	54.474	54.474	1:13.73	1:13.735	53.916	53.916	51.991	51.991
	IP2	39.102	1:33.359	47.477	1:40.619	42.047	1:36.574	39.615	1:34.089	48.817	2:02.552	39.090	1:33.006	39.571	1:31.562
	FL	46.176	2:19.535	-----	-----	48.706	2:25.280	46.986	2:21.075	-----	-----	46.833	2:19.839	-----	-----
7	IP1	59.761	59.761	-----	-----	55.964	55.964	55.110	55.110	-----	-----	53.752	53.752	-----	-----
	IP2	53.868	1:53.629	-----	-----	40.342	1:36.306	40.213	1:35.323	-----	-----	48.336	1:42.088	-----	-----
	FL	-----	-----	-----	-----	-----	-----	-----	-----	-----	-----	-----	-----	-----	-----



CPVL / CPVSL FREE PRIVATE PRACTICE ANALYSIS

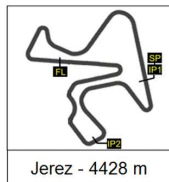
Número	192		0		0		0		0		0		0	
Vta	Sector	Vuelta	Sector	Vuelta	Sector	Vuelta	Sector	Vuelta	Sector	Vuelta	Sector	Vuelta	Sector	Vuelta
1	IP1	1:07.65	1:07.657											
	IP2	44.708	1:52.365											
	FL	50.557	2:42.922											
2	IP1	58.457	58.457											
	IP2	43.711	1:42.168											
	FL	49.138	2:31.306											
3	IP1	59.518	59.518											
	IP2	44.582	1:44.100											
	FL	48.939	2:33.039											
4	IP1	58.132	58.132											
	IP2	42.296	1:40.428											
	FL	3:52.31	PIT EXIT											
5	IP1	1:06.18	1:06.188											
	IP2	56.460	2:02.648											
	FL		-----											
6	IP1													
	IP2													
	FL													
7	IP1													
	IP2													
	FL													



47

CPVL / CPVSL FREE PRIVATE PRACTICE 40 BEST LAPS


Dorsal	Piloto	Nat	Equipo	Maq.	Hora	Vuelta	Tiempo
68	Paulo VIEIRA		Paulo Vieira	BMW	18:51:55	6	2:03.756
68	Paulo VIEIRA		Paulo Vieira	BMW	18:49:51	5	2:03.798
21	José MEIRELES		José Meireles	BMW	18:48:28	4	2:04.503
118	Francisco GONÇALVES		Francisco Gonçalves	Lotus	18:47:18	4	2:04.602
68	Paulo VIEIRA		Paulo Vieira	BMW	18:53:59	7	2:04.788
118	Francisco GONÇALVES		Francisco Gonçalves	Lotus	18:51:28	6	2:05.137
118	Francisco GONÇALVES		Francisco Gonçalves	Lotus	18:49:23	5	2:05.252
21	José MEIRELES		José Meireles	BMW	18:50:34	5	2:05.761
68	Paulo VIEIRA		Paulo Vieira	BMW	18:47:47	4	2:06.384
68	Paulo VIEIRA		Paulo Vieira	BMW	18:45:41	3	2:07.378
21	José MEIRELES		José Meireles	BMW	18:46:24	3	2:09.219
147	SÁ_NOGUEIRA/SOARES		Joaquim Soares	Alfa	18:51:19	5	2:09.410
118	Francisco GONÇALVES		Francisco Gonçalves	Lotus	18:45:13	3	2:10.062
121	João_Paulo SOUSA		João Paulo Sousa	BMW	18:47:59	4	2:10.077
21	José MEIRELES		José Meireles	BMW	18:44:15	2	2:10.604
68	Paulo VIEIRA		Paulo Vieira	BMW	18:43:33	2	2:10.792
118	Francisco GONÇALVES		Francisco Gonçalves	Lotus	18:43:03	2	2:10.879
147	SÁ_NOGUEIRA/SOARES		Joaquim Soares	Alfa	18:46:43	3	2:10.981
121	João_Paulo SOUSA		João Paulo Sousa	BMW	18:50:11	5	2:11.260
44	Gonçalo NOVO		Paula Cristina Fernandes Novo	Peugeot	18:46:54	3	2:11.497
121	João_Paulo SOUSA		João Paulo Sousa	BMW	18:45:49	3	2:11.809
44	Gonçalo NOVO		Paula Cristina Fernandes Novo	Peugeot	18:49:07	4	2:12.643
116	MONTEIRO/FREITAS		Sérgio Monteiro	Honda	18:48:06	4	2:13.288
69	Ricardo DINIZ		Ricardo Jorge Marques Diniz	Honda	18:44:47	2	2:13.941
163	Eleutério DUARTE		Eleutério Duarte	Renault	18:48:57	4	2:14.123
69	Ricardo DINIZ		Ricardo Jorge Marques Diniz	Honda	18:47:01	3	2:14.240
150	Filipe FERREIRA		Filipe Ferreira	Honda	18:51:15	5	2:14.393
44	Gonçalo NOVO		Paula Cristina Fernandes Novo	Peugeot	18:44:43	2	2:14.412
56	Tiago RIBEIRO		Tiago Jorge Meireles Ribeiro	Honda	18:48:54	4	2:14.508
163	Eleutério DUARTE		Eleutério Duarte	Renault	18:46:43	3	2:14.744
69	Ricardo DINIZ		Ricardo Jorge Marques Diniz	Honda	18:49:16	4	2:14.843
121	João_Paulo SOUSA		João Paulo Sousa	BMW	18:43:38	2	2:14.913
63	João_Miguel RIBEIRO		João Miguel Ribeiro	Volkswagen	18:45:46	3	2:15.341
63	João_Miguel RIBEIRO		João Miguel Ribeiro	Volkswagen	18:48:01	4	2:15.479
150	Filipe FERREIRA		Filipe Ferreira	Honda	18:53:31	6	2:16.022
37	MOTA/MOTA		Manuel António Gomes Mota	Citroen	18:51:28	5	2:16.024
116	MONTEIRO/FREITAS		Sérgio Monteiro	Honda	18:45:53	3	2:16.078
150	Filipe FERREIRA		Filipe Ferreira	Honda	18:44:25	2	2:16.133
150	Filipe FERREIRA		Filipe Ferreira	Honda	18:46:41	3	2:16.186
63	João_Miguel RIBEIRO		João Miguel Ribeiro	Volkswagen	18:52:36	6	2:16.345



48

CPVL / CPVSL FREE PRIVATE PRACTICE TOP FIVE LAPS

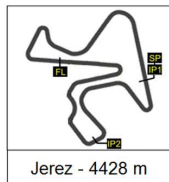
Piloto	Nat Equipo	Top Five Laps				
68 Paulo VIEIRA	Paulo Vieira	2:03.756	2:03.798	2:04.788	2:06.384	2:07.378
21 José MEIRELES	José Meireles	2:04.503	2:05.761	2:09.219	2:10.604	2:23.207
118 Francisco GONÇALVES	Francisco Gonçalves	2:04.602	2:05.137	2:05.252	2:10.062	2:10.879
147 SÁ_NOGUEIRA/SOARES	Joaquim Soares	2:09.410	2:10.981	2:20.865	2:23.179	2:26.022
121 João_Paulo SOUSA	João Paulo Sousa	2:10.077	2:11.260	2:11.809	2:14.913	2:20.293
44 Gonçalo NOVO	Paula Cristina Fernandes Novo	2:11.497	2:12.643	2:14.412	2:35.253	PIT EXIT
116 MONTEIRO/FREITAS	Sérgio Monteiro	2:13.288	2:16.078	2:17.061	2:18.660	2:36.918
69 Ricardo DINIZ	Ricardo Jorge Marques Diniz	2:13.941	2:14.240	2:14.843	2:41.908	PIT EXIT
163 Eleutério DUARTE	Eleutério Duarte	2:14.123	2:14.744	2:16.904	2:42.510	2:47.252
150 Filipe FERREIRA	Filipe Ferreira	2:14.393	2:16.022	2:16.133	2:16.186	2:20.076
56 Tiago RIBEIRO	Tiago Jorge Meireles Ribeiro	2:14.508	2:17.154	2:18.980	2:31.509	PIT EXIT
63 João_Miguel RIBEIRO	João Miguel Ribeiro	2:15.341	2:15.479	2:16.345	2:18.356	2:18.767
37 MOTA/MOTA	Manuel António Gomes Mota	2:16.024	2:16.940	2:20.021	2:20.050	2:35.374
157 Joel REIS	Joel Reis	2:16.539	2:17.838	2:30.566	2:32.356	PIT EXIT
178 Rui GONÇALVES	Rui Manuel Gonçalves	2:17.244	2:17.844	2:18.715	2:18.938	2:36.951
96 Miguel MATIAS	Miguel Ângelo Rodrigues Matias	2:17.353	2:22.189	2:43.811	PIT EXIT	PIT EXIT
151 CORREIA/CORREIA	António Correia	2:18.234	2:20.692	2:25.389	2:27.594	2:33.576
154 João VENTURA	João Ventura	2:18.538	2:19.493	2:19.535	2:20.718	2:22.128
64 José MOTA	José Luís Leal Mota	2:19.067	2:20.430	2:21.853	2:28.656	2:30.123
123 Arlindo BEÇA	Arlindo Beça	2:19.715	2:22.680	2:22.860	2:26.668	2:28.530
170 DIAS/DANGAUTHIER	Nuno Dias	2:19.839	2:19.860	2:21.476	2:22.754	2:24.906
12 João NOVO	João Carlos Fernandes Novo	2:20.298	2:24.491	2:28.974	PIT EXIT	PIT EXIT
95 Otilio FERREIRA	Otilio Ferreira	2:20.440	2:20.523	2:20.605	2:22.575	2:24.753
159 OLIVEIRA/OLIVEIRA	Carlos Oliveira	2:20.733	2:21.661	2:23.892	2:25.280	2:25.806
160 PORTO/PORTO	Paulo Porto	2:20.872	2:20.903	2:21.075	2:21.309	2:21.923
94 CARVALHO/CARVALHO	Fernando Carvalho	2:25.781	2:31.410	2:37.226	3:04.518	PIT EXIT
82 Pedro LISBOA	Pedro Botelho Lisboa	2:26.547	2:41.990	PIT EXIT	PIT EXIT	
192 Vicente SERRÃO	Vicente Serrão Couto	2:31.306	2:33.039	2:42.922	PIT EXIT	PIT EXIT
87 Paulo FERRAZ	Paulo Rui Moura Ferraz	2:36.223	2:38.008	2:38.509	2:40.624	2:55.431



49

**CPVL / CPVSL
FREE PRIVATE PRACTICE
40 BEST MAXIMUM SPEEDS**

Dorsal	Piloto	Nat	Equipo	Maq.	Hora	Vuelta	Vmax
118	Francisco GONÇALVES		Francisco Gonçalves	Lotus	18:48:05	4	200,6
118	Francisco GONÇALVES		Francisco Gonçalves	Lotus	18:41:44	1	200,4
118	Francisco GONÇALVES		Francisco Gonçalves	Lotus	18:50:10	5	199,9
118	Francisco GONÇALVES		Francisco Gonçalves	Lotus	18:46:01	3	199,3
12	João NOVO		João Carlos Fernandes Novo	Ford	18:51:53	3	196,5
118	Francisco GONÇALVES		Francisco Gonçalves	Lotus	18:43:52	2	196,4
121	João_Paulo SOUSA		João Paulo Sousa	BMW	18:48:49	4	195,1
68	Paulo VIEIRA		Paulo Vieira	BMW	18:46:29	3	192,5
68	Paulo VIEIRA		Paulo Vieira	BMW	18:48:35	4	192,0
68	Paulo VIEIRA		Paulo Vieira	BMW	18:50:38	5	191,3
68	Paulo VIEIRA		Paulo Vieira	BMW	18:44:22	2	191,2
121	João_Paulo SOUSA		João Paulo Sousa	BMW	18:42:15	1	190,8
68	Paulo VIEIRA		Paulo Vieira	BMW	18:52:42	6	190,0
121	João_Paulo SOUSA		João Paulo Sousa	BMW	18:44:30	2	189,5
121	João_Paulo SOUSA		João Paulo Sousa	BMW	18:46:39	3	188,4
68	Paulo VIEIRA		Paulo Vieira	BMW	18:42:15	1	187,0
21	José MEIRELES		José Meireles	BMW	18:49:17	4	185,5
21	José MEIRELES		José Meireles	BMW	18:47:12	3	184,1
178	Rui GONÇALVES		Rui Manuel Gonçalves	Honda	18:51:09	5	182,0
21	José MEIRELES		José Meireles	BMW	18:45:04	2	181,8
12	João NOVO		João Carlos Fernandes Novo	Ford	18:45:02	2	180,6
12	João NOVO		João Carlos Fernandes Novo	Ford	18:42:32	1	180,5
178	Rui GONÇALVES		Rui Manuel Gonçalves	Honda	18:46:34	3	180,5
21	José MEIRELES		José Meireles	BMW	18:51:24	5	180,4
21	José MEIRELES		José Meireles	BMW	18:42:55	1	179,6
121	João_Paulo SOUSA		João Paulo Sousa	BMW	18:51:01	5	178,9
178	Rui GONÇALVES		Rui Manuel Gonçalves	Honda	18:41:59	1	178,6
12	João NOVO		João Carlos Fernandes Novo	Ford	18:40:15	0	178,2
178	Rui GONÇALVES		Rui Manuel Gonçalves	Honda	18:48:53	4	177,6
163	Eleutério DUARTE		Eleutério Duarte	Renault	18:47:33	3	176,2
118	Francisco GONÇALVES		Francisco Gonçalves	Lotus	18:39:24	0	176,0
178	Rui GONÇALVES		Rui Manuel Gonçalves	Honda	18:44:16	2	175,7
116	MONTEIRO/FREITAS		Sérgio Monteiro	Honda	18:46:44	3	175,6
121	João_Paulo SOUSA		João Paulo Sousa	BMW	18:53:24	6	175,5
12	João NOVO		João Carlos Fernandes Novo	Ford	18:54:00	4	175,3
116	MONTEIRO/FREITAS		Sérgio Monteiro	Honda	18:48:57	4	174,8
147	SÁ_NOGUEIRA/SOARES		Joaquim Soares	Alfa	18:45:22	2	174,2
56	Tiago RIBEIRO		Tiago Jorge Meireles Ribeiro	Honda	18:47:31	3	174,1
147	SÁ_NOGUEIRA/SOARES		Joaquim Soares	Alfa	18:49:59	4	173,4
163	Eleutério DUARTE		Eleutério Duarte	Renault	18:45:20	2	172,9



50

CPVL / CPVSL FREE PRIVATE PRACTICE TOP FIVE MAXIMUM SPEEDS

Piloto	Nat	Equipo	Top Five Vmax				
118 Francisco GONÇALVES		Francisco Gonçalves	200,6	200,4	199,9	199,3	196,4
12 João NOVO		João Carlos Fernandes Novo	196,5	180,6	180,5	178,2	175,3
121 João_Paulo SOUSA		João Paulo Sousa	195,1	190,8	189,5	188,4	178,9
68 Paulo VIEIRA		Paulo Vieira	192,5	192,0	191,3	191,2	190,0
21 José MEIRELES		José Meireles	185,5	184,1	181,8	180,4	179,6
178 Rui GONÇALVES		Rui Manuel Gonçalves	182,0	180,5	178,6	177,6	175,7
163 Eleutério DUARTE		Eleutério Duarte	176,2	172,9	169,4	162,3	120,2
116 MONTEIRO/FREITAS		Sérgio Monteiro	175,6	174,8	171,5	167,9	165,8
147 SÁ_NOGUEIRA/SOARES		Joaquim Soares	174,2	173,4	171,6	169,5	165,7
56 Tiago RIBEIRO		Tiago Jorge Meireles Ribeiro	174,1	169,2	169,1	164,6	162,7
96 Miguel MATIAS		Miguel Ângelo Rodrigues Matias	171,9	166,9	165,2	151,1	113,4
170 DIAS/DANGAUTHIER		Nuno Dias	171,4	170,6	170,2	169,7	169,1
63 João_Miguel RIBEIRO		João Miguel Ribeiro	171,2	169,5	168,5	168,0	167,8
69 Ricardo DINIZ		Ricardo Jorge Marques Diniz	170,9	170,7	169,8	168,1	157,7
157 Joel REIS		Joel Reis	170,8	168,2	167,6	162,6	161,5
150 Filipe FERREIRA		Filipe Ferreira	170,5	170,3	169,6	168,1	167,9
44 Gonçalo NOVO		Paula Cristina Fernandes Novo	170,5	169,0	168,8	166,2	144,7
151 CORREIA/CORREIA		António Correia	169,1	168,6	168,4	167,7	165,7
154 João VENTURA		João Ventura	167,5	166,7	166,3	166,3	164,4
64 José MOTA		José Luís Leal Mota	167,1	164,3	162,2	159,8	151,9
159 OLIVEIRA/OLIVEIRA		Carlos Oliveira	166,9	166,8	166,1	165,5	163,4
37 MOTA/MOTA		Manuel António Gomes Mota	166,1	163,2	162,5	156,1	150,5
160 PORTO/PORTO		Paulo Porto	165,3	165,3	165,1	164,7	162,9
123 Arlindo BEÇA		Arlindo Beça	162,3	159,9	159,1	157,5	156,1
192 Vicente SERRÃO		Vicente Serrão Couto	158,9	150,4	149,7	145,1	116,5
94 CARVALHO/CARVALHO		Fernando Carvalho	158,2	157,9	153,6	149,5	138,6
95 Otilio FERREIRA		Otilio Ferreira	157,5	157,5	157,5	157,5	157,4
82 Pedro LISBOA		Pedro Botelho Lisboa	154,5	147,1	137,1	96,7	
87 Paulo FERRAZ		Paulo Rui Moura Ferraz	140,4	137,8	137,5	136,6	136,5