

f9

# HISTORIC ENDURANCE RACE 1 CLASSIFICATION

CONDICIONES ATMOSFERICAS: **Soleado**

ESTADO DE LA PISTA: **Seca**

Ord. #	Piloto	Club	Marca	Neum NV	Tiempo	Dif	VR	Vta Ráp.
1	5 gtp	Paulo LIMA	RP Motorsport	Ford	22	50:24.521	----	16 2:05.624
2	123 h76	Bruno SANTOS	Aurora Motorsport	Porsche	22	50:59.102	34.581	21 2:06.092
3	60 h76	Pedro BASTOS	Aurora Motorsport	Porsche	22	51:00.830	36.309	19 2:06.446
4	44 h76	Cláudio VIEIRA	Aurora Motorsport	Porsche	22	51:08.446	43.925	5 2:09.166
5	290	Miguel LOBO	Antunes Motorsport	Shelby	22	51:18.301	53.780	17 2:08.484
6	194 gtp	MACEDO-MACEDO	Gelcoe Motorsport	Ford	22	51:53.330	1:28.809	16 2:05.817
7	10 h65	Max HUBER	Calvin Motors	Shelby	22	52:04.016	1:39.495	15 2:09.157
8	19 gtp	PUIG-NOGAREDA	Skualo Competicion	Ford	22	52:22.585	1:58.064	7 2:08.028
9	273 h65	Laurent JASPERS	JAC Motors Team	Jaguar	22	52:24.531	2:00.010	4 2:09.797
10	75 h76	BRIZIDO-PINA	Dr. Bayard / MRauto	Porsche	21	50:45.871	1 Vuelta	7 2:13.602
11	73 h71	BETHENCOURT-PINTO	Aurora Motorsport	Chevrolet	21	50:47.781	1 Vuelta	9 2:12.775
12	14 gtp	MIRA-AFOITO	Centro Clássico	Lotus	21	51:19.297	1 Vuelta	7 2:11.267
13	83 h76	DUARTE-SILVA	Lisbon Sports & Classic Cars	Porsche	21	51:26.969	1 Vuelta	7 2:11.822
14	166	Ralf HUBER	Calvin Motors	Chevrolet	21	51:27.555	1 Vuelta	16 2:12.371
15	20 h71	CERVEIRA-DIAS	RP Motorsport/Squadra	Alfa Romeo	21	51:38.663	1 Vuelta	10 2:15.915
16	132 h76	ALONSO-ZORRILLA	Eficar Team	Porsche	21	51:39.363	1 Vuelta	8 2:14.845
17	337 h71	DAL MASO-CARVALHOSA	Garagem João Gomes	Porsche	21	51:45.271	1 Vuelta	8 2:16.644
18	525	POÇAS-SANTOS	Aurora Motorsport	Porsche	21	51:53.205	1 Vuelta	20 2:17.365
19	255 h65	Carlos A OLIVEIRA	Foguete Racing	Lotus	21	52:12.276	1 Vuelta	16 2:17.477
20	55 h76	Paul DANIELS	JWA Racing	Porsche	21	52:24.362	1 Vuelta	10 2:18.283
21	366 h65	Guillaume HUBER	Calvin Motors	Ford	21	53:10.893	1 Vuelta	7 2:17.282
22	153 h71	Manuel DE LA TORRE	Eficar Team	Porsche	20	51:28.025	2 Vuelta	15 2:22.073
23	28 h65	P-A FORSVALL	Curated Garage	Lotus	20	51:28.563	2 Vuelta	16 2:21.666
24	327 gds	NUNES-CARVALHOSA	Garagem João Gomes	Porsche	20	51:33.848	2 Vuelta	18 2:22.300
25	545 h71	François GUERIN	RP Motorsport	BMW	20	52:15.871	2 Vuelta	16 2:28.086
26	23 gds	Vincent TOURNEUR	Vincent Tourneur	Porsche	20	52:36.745	2 Vuelta	20 2:28.536
27	50 gds	BEVILACQUA-MAGALHÃE	Veiga Motorsport	Alfa Romeo	19	50:31.045	3 Vuelta	16 2:27.549
28	65 h76	SANCHEZ-SANCHEZ	Aurora Motorsport	Porsche	19	51:05.696	3 Vuelta	10 2:20.681
29	221 gds	Alberto VELEZ	Garagem João Gomes	BMW	19	51:57.716	3 Vuelta	15 2:26.913
30	84 h76	BRION-LOPEZ	BS Motorsport	Porsche	17	41:53.423	5 Vuelta	16 2:10.164
31	92 gds	Michel MORA	Garagem João Gomes	Porsche	10	25:28.770	12 Vuelta	1 2:23.379
32	167 gds	NEVES-ANTUNES	Trisport Race	Datsun	10	27:43.529	12 Vuelta	8 2:23.678
33	176 h76	Eduardo DAVILA	VDC Competición	Porsche	9	20:56.834	13 Vuelta	7 2:07.315
34	27 h65	Carlos BARBOT	Foguete Racing	Lotus	9	25:42.468	13 Vuelta	4 2:12.507
35	154 h71	Albert PECANINS	Skualo Competicion	Porsche	7	17:58.534	15 Vuelta	6 2:22.437
36	64 h71	RUEDA-RUEDA	Eficar Team	Ford	6	14:54.696	16 Vuelta	6 2:15.534
37	103 gds	Luis SOUSA	RP Motorsport	Ford	6	16:04.701	16 Vuelta	4 2:23.498
38	174 h71	CASTRO-LANCHARES	Aurora Motorsport	Porsche	0	19.515	22 Vuelta	0 PARRILLA

#60 ha sido penalizado con 41" en aplicación del artº 13.7 del PEV 2024  
 #366 ha sido penalizado con 41" en aplicación del artº 13.7 del PEV 2024  
 #123 ha sido penalizado con 41" en aplicación del artº 13.7 del PEV 2024  
 #166 ha sido penalizado con 41" en aplicación del artº 13.7 del PEV 2024  
 #221 ha sido penalizado con 41" en aplicación del artº 13.7 del PEV 2024

Vuelta rápida realizada por el piloto Nº 5.- Paulo LIMA en un tiempo de 2:05.624 en la vuelta 16ª.

Provisional

Definitiva

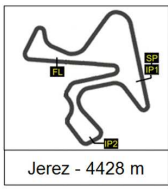
Circuito de Jerez, 25 DE MAYO DE 2024

THE STEWARDS	RACE DIRECTOR	CHIEF TIMING OFFICER
Hora:	Hora:	RESULTADOS PUBLICADOS A LAS 20:35 HORAS

LiveTiming: [live.crono-jerez.com](http://live.crono-jerez.com)

Pág 1 de 1





f10

# HISTORIC ENDURANCE - GENTLEMEN DRIVER SPIRIT RACE 1 CLASSIFICATION

CONDICIONES ATMOSFERICAS: **Soleado**

ESTADO DE LA PISTA: **Seca**

Ord. #	Piloto	Club	Marca	Neum NV	Tiempo	Dif	VR	Vta Ráp.
1	<b>327</b> gds NUNES-CARVALHOSA	Garagem João Gomes	Porsche	20	<b>51:33.848</b>	----	18	2:22.300
2	<b>23</b> gds Vincent TOURNEUR	Vincent Tourneur	Porsche	20	<b>52:36.745</b>	1:02.897	20	2:28.536
3	<b>50</b> gds BEVILACQUA-MAGALHÃE	Veiga Motorsport	Alfa Romeo	19	<b>50:31.045</b>	1 Vuelta	16	2:27.549
4	<b>221</b> gds Alberto VELEZ	Garagem João Gomes	BMW	19	<b>51:57.716</b>	1 Vuelta	15	2:26.913
5	<b>92</b> gds Michel MORA	Garagem João Gomes	Porsche	10	<b>25:28.770</b>	10 Vuelta	1	2:23.379
6	<b>167</b> gds NEVES-ANTUNES	Trisport Race	Datsun	10	<b>27:43.529</b>	10 Vuelta	8	2:23.678
7	<b>103</b> gds Luis SOUSA	RP Motorsport	Ford	6	<b>16:04.701</b>	14 Vuelta	4	2:23.498

#221 ha sido penalizado con 41" en aplicación del artº 13.7 del PEV 2024

Vuelta rápida realizada por el piloto Nº 5.- Paulo LIMA en un tiempo de 2:05.624 en la vuelta 16ª.

Provisional

Definitiva

Circuito de Jerez, 25 DE MAYO DE 2024

THE STEWARDS	RACE DIRECTOR	CHIEF TIMING OFFICER
Hora:	Hora:	RESULTADOS PUBLICADOS A LAS 20:35 HORAS

LiveTiming: [live.crono-jerez.com](http://live.crono-jerez.com)

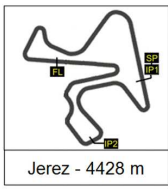
Pág 1 de 1

**RACE READY**  
IBERIAN HISTORIC RACING



**GUPE**®





f11

## HISTORIC ENDURANCE - H-1965 RACE 1 CLASSIFICATION

CONDICIONES ATMOSFERICAS: **Soleado**ESTADO DE LA PISTA: **Seca**

Ord. #	Piloto	Club	Marca	Neum NV	Tiempo	Dif	VR	Vta Ráp.
1	<b>10</b> h65 Max HUBER	Calvin Motors	Shelby	22	<b>52:04.016</b>	----	15	2:09.157
2	<b>273</b> h65 Laurent JASPERS	JAC Motors Team	Jaguar	22	<b>52:24.531</b>	20.515	4	2:09.797
3	<b>255</b> h65 Carlos A OLIVEIRA	Foguete Racing	Lotus	21	<b>52:12.276</b>	1 Vuelta	16	2:17.477
4	<b>366</b> h65 Guillaume HUBER	Calvin Motors	Ford	21	<b>53:10.893</b>	1 Vuelta	7	2:17.282
5	<b>28</b> h65 P-A FORSVALL	Curated Garage	Lotus	20	<b>51:28.563</b>	2 Vuelta	16	2:21.666
6	<b>27</b> h65 Carlos BARBOT	Foguete Racing	Lotus	9	<b>25:42.468</b>	13 Vuelta	4	2:12.507

#366 ha sido penalizado con 41" en aplicación del artº 13.7 del PEV 2024

Vuelta rápida realizada por el piloto Nº 5.- Paulo LIMA en un tiempo de 2:05.624 en la vuelta 16ª.

 Provisional Definitiva

Circuito de Jerez, 25 DE MAYO DE 2024

THE STEWARDS	RACE DIRECTOR	CHIEF TIMING OFFICER
Hora:	Hora:	RESULTADOS PUBLICADOS A LAS 20:35 HORAS

LiveTiming: [live.crono-jerez.com](http://live.crono-jerez.com)

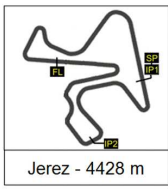
Pág 1 de 1

**RACE READY**  
IBERIAN HISTORIC RACING



**GUPE**<sup>®</sup>





f12

# HISTORIC ENDURANCE - GTP & SPORTS CARS RACE 1 CLASSIFICATION

CONDICIONES ATMOSFERICAS: **Soleado**

ESTADO DE LA PISTA: **Seca**

Ord. #	Piloto	Club	Marca	Neum NV	Tiempo	Dif	VR	Vta Ráp.
1	<b>5</b> gtp Paulo LIMA	RP Motorsport	Ford	22	<b>50:24.521</b>	----	16	2:05.624
2	<b>194</b> gtp MACEDO-MACEDO	Gelcoe Motorsport	Ford	22	<b>51:53.330</b>	1:28.809	16	2:05.817
3	<b>19</b> gtp PUIG-NOGAREDA	Skualo Competicion	Ford	22	<b>52:22.585</b>	1:58.064	7	2:08.028
4	<b>14</b> gtp MIRA-AFOITO	Centro Clásico	Lotus	21	<b>51:19.297</b>	1 Vuelta	7	2:11.267

Vuelta rápida realizada por el piloto Nº 5.- Paulo LIMA en un tiempo de 2:05.624 en la vuelta 16ª.

Provisional

Definitiva

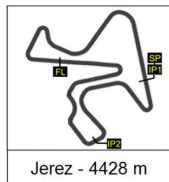
Circuito de Jerez, 25 DE MAYO DE 2024

THE STEWARDS	RACE DIRECTOR	CHIEF TIMING OFFICER
Hora:	Hora:	RESULTADOS PUBLICADOS A LAS 20:35 HORAS

LiveTiming: [live.crono-jerez.com](http://live.crono-jerez.com)

Pág 1 de 1





f13

## HISTORIC ENDURANCE - H-1971

### RACE 1

### CLASSIFICATION

CONDICIONES ATMOSFERICAS: **Soleado**ESTADO DE LA PISTA: **Seca**

Ord. #	Piloto	Club	Marca	Neum NV	Tiempo	Dif	VR	Vta Ráp.
1	<b>73</b> h71 BETHENCOURT-PINTO	Aurora Motorsport	Chevrolet	21	<b>50:47.781</b>	----	9	2:12.775
2	<b>20</b> h71 CERVEIRA-DIAS	RP Motorsport/Squadra	Alfa Romeo	21	<b>51:38.663</b>	50.882	10	2:15.915
3	<b>337</b> h71 DAL MASO-CARVALHOSA	Garagem João Gomes	Porsche	21	<b>51:45.271</b>	57.490	8	2:16.644
4	<b>153</b> h71 Manuel DE LA TORRE	Eficar Team	Porsche	20	<b>51:28.025</b>	1 Vuelta	15	2:22.073
5	<b>545</b> h71 François GUERIN	RP Motorsport	BMW	20	<b>52:15.871</b>	1 Vuelta	16	2:28.086
6	<b>154</b> h71 Albert PECANINS	Skualo Competicion	Porsche	7	<b>17:58.534</b>	14 Vuelta	6	2:22.437
7	<b>64</b> h71 RUEDA-RUEDA	Eficar Team	Ford	6	<b>14:54.696</b>	15 Vuelta	6	2:15.534
8	<b>174</b> h71 CASTRO-LANCHARES	Aurora Motorsport	Porsche	0	<b>19.515</b>	21 Vuelta	0	PARRILLA

Vuelta rápida realizada por el piloto Nº 5.- Paulo LIMA en un tiempo de 2:05.624 en la vuelta 16ª.

 Provisional

 Definitiva

Circuito de Jerez, 25 DE MAYO DE 2024

THE STEWARDS	RACE DIRECTOR	CHIEF TIMING OFFICER
Hora:	Hora:	RESULTADOS PUBLICADOS A LAS 20:35 HORAS

LiveTiming: [live.crono-jerez.com](http://live.crono-jerez.com)

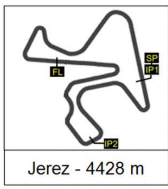
Pág 1 de 1

**RACE READY**  
IBERIAN HISTORIC RACING



**GUPE**<sup>®</sup>





f14

## HISTORIC ENDURANCE - H-1976

### RACE 1

### CLASSIFICATION

CONDICIONES ATMOSFERICAS: **Soleado**ESTADO DE LA PISTA: **Seca**

Ord. #	Piloto	Club	Marca	Neum NV	Tiempo	Dif	VR	Vta	Ráp.
1	<b>123</b> h76 Bruno SANTOS	Aurora Motorsport	Porsche	22	<b>50:59.102</b>	----	21		2:06.092
2	<b>60</b> h76 Pedro BASTOS	Aurora Motorsport	Porsche	22	<b>51:00.830</b>	1.728	19		2:06.446
3	<b>44</b> h76 Cláudio VIEIRA	Aurora Motorsport	Porsche	22	<b>51:08.446</b>	9.344	5		2:09.166
4	<b>75</b> h76 BRIZIDO-PINA	Dr. Bayard / MRauto	Porsche	21	<b>50:45.871</b>		7	1 Vuelta	2:13.602
5	<b>83</b> h76 DUARTE-SILVA	Lisbon Sports & Classic Cars	Porsche	21	<b>51:26.969</b>		7	1 Vuelta	2:11.822
6	<b>132</b> h76 ALONSO-ZORRILLA	Eficar Team	Porsche	21	<b>51:39.363</b>		8	1 Vuelta	2:14.845
7	<b>55</b> h76 Paul DANIELS	JWA Racing	Porsche	21	<b>52:24.362</b>		10	1 Vuelta	2:18.283
8	<b>65</b> h76 SANCHEZ-SANCHEZ	Aurora Motorsport	Porsche	19	<b>51:05.696</b>		10	3 Vuelta	2:20.681
9	<b>84</b> h76 BRION-LOPEZ	BS Motorsport	Porsche	17	<b>41:53.423</b>		16	5 Vuelta	2:10.164
10	<b>176</b> h76 Eduardo DAVILA	VDC Competición	Porsche	9	<b>20:56.834</b>		7	13 Vuelta	2:07.315

#60 ha sido penalizado con 41" en aplicación del artº 13.7 del PEV 2024

#123 ha sido penalizado con 41" en aplicación del artº 13.7 del PEV 2024

Vuelta rápida realizada por el piloto Nº 5.- Paulo LIMA en un tiempo de 2:05.624 en la vuelta 16ª.

 Provisional Definitiva

Circuito de Jerez, 25 DE MAYO DE 2024

THE STEWARDS	RACE DIRECTOR	CHIEF TIMING OFFICER
Hora:	Hora:	RESULTADOS PUBLICADOS A LAS 20:35 HORAS

LiveTiming: [live.crono-jerez.com](http://live.crono-jerez.com)


Pág 1 de 1

**RACE READY**  
IBERIAN HISTORIC RACING



**GUPE**<sup>®</sup>





f15

## HISTORIC ENDURANCE RACE 1 LAP BY LAP

Vuelta	5	10	14	19	20	23	27	28	44	50	55	60
1	2:08.007	2:11.300	2:17.451	2:09.336	2:19.684	2:35.963	2:18.078	2:23.201	2:13.337	2:38.077	2:22.818	2:09.255
2	2:09.904	2:38.794	2:20.492	3:11.103	2:23.186	2:33.318	2:25.486	2:29.858	2:12.367	2:32.887	2:26.097	2:15.690
3	3:25.097	3:09.172	3:11.736	2:56.395	3:12.274	2:52.763	3:11.788	3:04.321	3:20.053	2:53.473	3:06.240	3:18.319
4	2:06.043	2:10.839	2:15.060	2:11.052	2:17.744	2:31.381	2:12.507*	2:22.376	2:09.410	2:32.952	2:20.746	2:07.548
5	2:07.243	2:13.389	2:14.345	2:09.609	2:17.002	2:29.766	2:14.976	2:23.708	2:09.166*	2:30.645	2:22.099	2:08.181
6	2:07.204	2:11.921	2:11.460	2:08.558	2:16.778	2:30.495	2:15.047	2:23.175	2:09.433	2:31.771	2:18.899	2:07.353
7	2:06.977	2:13.211	2:11.267*	2:08.028*	2:16.648	2:31.506	2:14.165	2:23.693	2:09.801	2:33.125	2:19.307	2:07.175
8	2:08.097	2:09.747	2:12.588	2:09.223	2:16.766	2:30.389	2:15.099	2:22.266	2:10.146	2:32.510	PIT EXIT	2:09.701
9	2:08.422	2:09.920	2:14.700	2:08.472	2:16.972	PIT EXIT	PIT EXIT	PIT EXIT	2:11.674	2:34.633	2:23.088	2:08.968
10	2:08.280	2:10.035	2:13.744	PIT EXIT	2:15.915*	2:31.408		2:23.911	2:10.219	PIT EXIT	2:18.283*	2:08.283
11	2:06.789	2:10.420	2:12.798	2:13.308	PIT EXIT	2:29.806		2:23.307	2:11.046	2:32.209	2:19.444	2:08.482
12	PIT EXIT	PIT EXIT	PIT EXIT	2:08.333	2:30.458	2:31.816		2:29.623	PIT EXIT	2:36.975	2:21.419	2:07.374
13	2:10.519	2:17.406	2:28.883	2:14.523	2:27.654	2:30.651		3:23.792	2:15.891	2:44.805	2:22.673	PIT EXIT
14	2:22.299	3:23.021	3:12.145	3:11.243	2:28.526	2:30.948		2:22.369	2:26.871	2:29.525	2:37.315	2:35.235
15	2:35.328	2:09.157*	2:22.220	2:20.944	2:22.709	2:30.671		2:23.461	2:23.550	2:28.217	2:19.263	2:33.492
16	2:05.624*	2:10.250	2:20.218	2:10.083	2:23.592	2:31.631		2:21.666*	2:10.454	2:27.549*	2:19.485	2:06.967
17	2:06.786	2:09.935	2:20.985	2:10.399	2:20.191	2:29.028		2:25.658	2:13.573	2:28.674	2:23.369	2:08.584
18	2:08.312	2:09.908	2:22.434	2:10.533	2:20.532	2:28.811		2:22.191	2:09.484	2:28.957	2:19.897	2:09.156
19	2:07.337	2:09.599	2:20.566	2:09.516	2:23.153	2:30.044		2:23.677	2:10.214	2:28.678	2:26.418	2:06.446*
20	2:08.831	2:09.173	2:20.927	2:09.345	2:19.949	2:28.536*		2:22.752	2:10.458		2:30.723	2:07.638
21	2:07.404	2:10.962	2:19.078	2:10.038	2:20.918				2:11.146		2:27.877	2:06.649
22	2:08.302	2:09.951		2:12.563					2:10.945			2:47.923

Vuelta	64	65	73	75	83	84	92	103	123	132	153	154
1	2:19.371	2:23.389	2:23.791	2:17.322	2:17.351	2:18.571	2:23.379*	2:28.505	2:10.398	2:17.774	2:25.986	2:27.817
2	2:24.061	2:45.408	2:28.991	2:22.497	2:19.973	2:20.660	2:31.720	2:29.993	2:15.644	2:24.400	2:32.965	2:33.623
3	3:12.886	2:57.909	3:06.168	3:10.043	3:12.440	3:12.270	3:03.186	2:58.055	3:17.741	3:13.081	2:57.724	2:57.621
4	2:16.812	2:21.554	2:20.398	2:15.588	2:13.578	2:14.773	2:26.144	2:23.498*	2:07.523	2:16.631	2:25.569	2:27.300
5	2:17.144	2:21.085	2:17.744	2:13.632	2:13.333	2:14.045	2:40.668	2:49.654	2:08.972	2:15.183	2:24.000	2:25.213
6	2:15.534*	2:22.274	2:14.387	2:16.237	2:13.192	2:15.175	2:24.729	2:26.877	2:06.610	2:15.278	2:24.943	2:22.437*
7		2:24.748	2:14.053	2:13.602*	2:11.822*	2:13.918	2:25.356		2:07.099	2:16.464	2:23.665	2:23.024
8		2:20.774	2:13.010	2:14.143	2:12.470	2:15.189	2:24.664		2:09.564	2:14.845*	2:23.681	
9		2:21.563	2:12.775*	2:14.746	2:12.588	PIT EXIT	2:24.286		2:06.652	2:16.645	PIT EXIT	
10		2:20.681*	PIT EXIT	PIT EXIT	PIT EXIT	2:12.040	2:24.096		2:07.925	2:16.248	2:29.515	
11		PIT EXIT	2:19.321	2:16.772	2:22.251	2:10.426			2:06.863	PIT EXIT	2:25.689	
12		2:38.534	2:17.290	2:15.161	2:16.899	2:10.510			2:06.189	2:28.288	2:25.290	
13		2:50.598	2:18.375	2:16.955	2:30.983	2:15.061			PIT EXIT	2:28.780	3:15.148	
14		2:46.293	2:36.369	2:56.540	2:38.351	3:14.856			2:34.846	2:29.386	2:23.143	
15		2:33.297	2:19.866	2:18.870	2:15.854	2:13.157			2:33.998	2:22.488	2:22.073*	
16		2:31.762	2:16.138	2:16.445	2:16.003	2:10.164*			2:06.797	2:25.424	2:22.122	
17		2:29.880	2:13.282	2:14.314	2:15.939	PIT EXIT			2:07.688	2:21.394	2:22.999	
18		PIT EXIT	2:17.475	2:15.900	2:15.849				2:07.929	2:20.603	2:23.427	
19		2:53.901	2:14.838	2:15.730	2:18.805				2:06.479	2:21.883	2:23.076	
20			2:14.106	2:15.333	2:15.400				2:07.924	2:20.201	2:23.231	
21			2:15.512	2:15.564	2:15.577				2:06.092*	2:20.734		
22									2:48.618			

LiveTiming: [live.crono-jerez.com](http://live.crono-jerez.com)

Pág 1 de 2


**RACE READY**  
IBERIAN HISTORIC RACING

Cuervo y Sobrinos

**GUPE**<sup>®</sup>

**beira down**  
GAMES

**CRONO JEREZ**



f15

## HISTORIC ENDURANCE RACE 1 LAP BY LAP

Vuelta	166	167	174	176	194	221	255	273	290	327	337	366
1	2:21.614	2:27.954		2:12.550	2:17.672	2:35.638	2:24.041	2:12.573	2:12.325	2:27.916	2:23.775	2:23.003
2	2:24.173	2:33.745		2:14.378	2:16.990	2:31.501	2:26.438	2:12.815	2:13.172	2:34.991	2:28.022	2:30.954
3	3:07.657	2:57.167		3:19.906	3:15.943	PIT EXIT	3:07.025	3:19.800	3:18.437	2:57.462	3:05.712	3:05.181
4	2:15.870	2:24.430		2:07.758	2:16.073	2:34.632	2:19.423	2:09.797*	2:10.818	2:25.012	2:19.635	2:20.972
5	2:14.682	2:30.450		2:07.467	2:14.406	2:29.067	2:20.003	2:10.241	2:08.943	2:25.231	2:19.569	2:19.718
6	2:14.456	2:25.768		2:08.160	2:14.373	2:31.779	2:19.541	2:11.066	2:09.774	2:22.572	2:20.261	2:20.075
7	2:12.860	2:24.195		2:07.315*	2:15.802	2:31.460	2:19.889	2:11.657	2:10.175	2:23.263	2:18.333	2:17.282*
8	2:14.321	2:23.678*		2:09.154	2:28.089	2:35.884	2:23.804	2:11.463	2:10.313	2:25.163	2:16.644*	2:19.412
9	2:15.439	2:24.058		2:25.161	PIT EXIT	PIT EXIT	2:21.252	2:11.282	PIT EXIT	2:25.218	2:17.620	PIT EXIT
10	PIT EXIT	PIT EXIT			2:11.300	2:29.450	2:19.273	2:11.590	2:20.153	PIT EXIT	PIT EXIT	2:20.714
11	2:20.454				2:07.313	2:29.907	2:18.989	2:11.654	2:10.566	2:25.046	2:22.144	2:18.996
12	2:13.400				2:06.611	2:31.810	PIT EXIT	PIT EXIT	2:10.443	2:27.363	2:17.439	2:19.152
13	2:18.095				2:14.108	2:32.402	2:34.521	2:21.737	2:12.397	3:24.191	2:30.586	2:31.285
14	2:36.661				3:04.221	2:32.937	2:27.346	3:11.284	2:31.091	2:26.033	2:39.686	2:27.236
15	2:14.850				2:08.150	2:26.913*	2:20.072	2:12.969	2:18.788	2:22.415	2:21.407	2:24.596
16	2:12.371*				2:05.817*	2:31.082	2:17.477*	2:11.032	2:10.458	2:22.726	2:19.398	2:20.257
17	2:15.734				2:11.696	2:29.168	2:19.340	2:12.162	2:08.484*	2:24.226	2:18.985	2:19.613
18	2:16.957				2:06.310	2:28.339	2:20.323	2:12.700	2:10.367	2:22.300*	2:16.820	2:20.531
19	2:20.001				2:06.169	3:16.005	2:19.137	2:12.390	2:08.971	2:23.377	2:17.013	2:24.703
20	2:15.089				2:07.617		2:19.045	2:11.865	2:09.181	2:24.051	2:17.226	2:22.620
21	2:56.310				2:08.536		2:21.392	2:11.295	2:10.085		2:18.561	3:03.843
22					2:06.680			2:11.868	2:20.775			

Vuelta	525	545										
1	2:23.264	2:32.236										
2	2:29.913	2:30.242										
3	3:06.041	2:56.431										
4	2:20.930	2:29.206										
5	2:20.271	2:29.860										
6	2:19.510	2:29.145										
7	2:19.960	2:28.719										
8	2:21.197	2:30.754										
9	2:19.474	2:29.513										
10	2:18.458	PIT EXIT										
11	PIT EXIT	2:34.250										
12	2:26.318	2:29.554										
13	2:22.160	2:37.504										
14	2:38.634	2:29.860										
15	2:18.848	2:29.295										
16	2:19.610	2:28.086*										
17	2:21.531	2:28.165										
18	2:20.628	2:28.198										
19	2:17.964	2:28.205										
20	2:17.365*	2:28.100										
21	2:17.696											

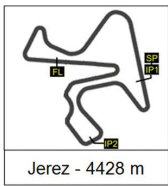
LiveTiming: [live.crono-jerez.com](http://live.crono-jerez.com)

Pág 2 de 2







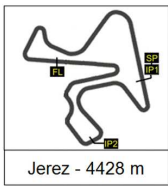


1  
f16

## HISTORIC ENDURANCE RACE 1 ANALYSIS

Número	5		10		14		19		20		23		27	
	Vta	Sector	Vuelta	Sector	Vuelta	Sector	Vuelta	Sector	Vuelta	Sector	Vuelta	Sector	Vuelta	
19	IP1	48.644	48.644	49.348	49.348	55.153	55.153	49.254	49.254	53.657	53.657	57.291	57.291	
	IP2	36.660	1:25.304	37.434	1:26.782	38.903	1:34.056	37.130	1:26.384	40.357	1:34.014	42.537	1:39.828	
	FL	42.033	<b>2:07.337</b>	42.817	<b>2:09.599</b>	46.510	<b>2:20.566</b>	43.132	<b>2:09.516</b>	49.139	<b>2:23.153</b>	50.216	<b>2:30.044</b>	
20	IP1	49.462	49.462	49.373	49.373	53.701	53.701	49.732	49.732	53.967	53.967	57.283	57.283	
	IP2	36.610	1:26.072	<b>36.818</b>	<b>1:26.191</b>	40.230	1:33.931	36.806	1:26.538	39.402	1:33.369	42.122	1:39.405	
	FL	42.759	<b>2:08.831</b>	42.982	<b>2:09.173</b>	46.996	<b>2:20.927</b>	42.807	<b>2:09.345</b>	46.580	<b>2:19.949</b>	49.131	<b>2:28.536</b>	
21	IP1	48.571	48.571	49.565	49.565	53.402	53.402	49.531	49.531	53.950	53.950			
	IP2	37.139	1:25.710	37.024	1:26.589	39.332	1:32.734	37.117	1:26.648	39.684	1:33.634			
	FL	41.694	<b>2:07.404</b>	44.373	<b>2:10.962</b>	46.344	<b>2:19.078</b>	43.390	<b>2:10.038</b>	47.284	<b>2:20.918</b>			
22	IP1	48.956	48.956	49.413	49.413			50.378	50.378					
	IP2	37.315	1:26.271	37.428	1:26.841			37.457	1:27.835					
	FL	42.031	<b>2:08.302</b>	43.110	<b>2:09.951</b>			44.728	<b>2:12.563</b>					



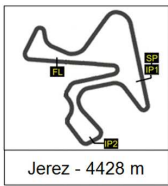


2  
f16

## HISTORIC ENDURANCE RACE 1 ANALYSIS

Número	28		44		50		55		60		64		65		
Vta	Sector	Vuelta	Sector	Vuelta	Sector	Vuelta	Sector	Vuelta	Sector	Vuelta	Sector	Vuelta	Sector	Vuelta	
19	IP1	54.255	54.255	49.759	49.759	57.516	57.516	56.235	56.235	48.462	48.462			1:07.18	1:07.189
	IP2	40.949	1:35.204	36.820	1:26.579	41.584	1:39.100	41.472	1:37.707	<b>35.250</b>	<b>1:23.712</b>			47.073	1:54.262
	FL	48.473	<b>2:23.677</b>	43.635	<b>2:10.214</b>	49.578	<b>2:28.678</b>	48.711	<b>2:26.418</b>	42.734	<b>2:06.446</b>			59.639	<b>2:53.901</b>
20	IP1	<b>53.682</b>	<b>53.682</b>	49.745	49.745			56.740	56.740	49.290	49.290				
	IP2	40.423	1:34.105	37.661	1:27.406			42.800	1:39.540	35.763	1:25.053				
	FL	48.647	<b>2:22.752</b>	43.052	<b>2:10.458</b>		-----	51.183	<b>2:30.723</b>	42.585	<b>2:07.638</b>				-----
21	IP1			49.732	49.732			56.609	56.609	<b>48.410</b>	<b>48.410</b>				
	IP2			37.074	1:26.806			41.468	1:38.077	35.735	1:24.145				
	FL		-----	44.340	<b>2:11.146</b>			49.800	<b>2:27.877</b>	42.504	<b>2:06.649</b>				
22	IP1			<b>48.951</b>	<b>48.951</b>					48.587	48.587				
	IP2			36.656	<b>1:25.607</b>					35.789	1:24.376				
	FL			45.338	<b>2:10.945</b>				-----	1:23.54	<b>2:47.923</b>				



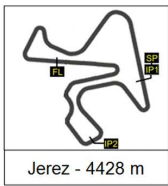


3  
f16

## HISTORIC ENDURANCE RACE 1 ANALYSIS

Número	73		75		83		84		92		103		123	
Vta	Sector	Vuelta	Sector	Vuelta	Sector	Vuelta	Sector	Vuelta	Sector	Vuelta	Sector	Vuelta	Sector	Vuelta
19	IP1	51.113	51.113	51.884	51.884	52.656	52.656						<b>47.716</b>	<b>47.716</b>
	IP2	38.030	1:29.143	38.662	1:30.546	39.192	1:31.848						36.086	<b>1:23.802</b>
	FL	45.695	<b>2:14.838</b>	45.184	<b>2:15.730</b>	46.957	<b>2:18.805</b>						42.677	<b>2:06.479</b>
20	IP1	50.998	50.998	51.598	51.598	52.020	52.020						48.500	48.500
	IP2	38.276	1:29.274	38.381	1:29.979	38.823	1:30.843						37.258	1:25.758
	FL	44.832	<b>2:14.106</b>	45.354	<b>2:15.333</b>	44.557	<b>2:15.400</b>						42.166	<b>2:07.924</b>
21	IP1	52.069	52.069	51.606	51.606	51.128	51.128						48.113	48.113
	IP2	38.598	1:30.667	38.291	1:29.897	38.402	1:29.530						35.905	1:24.018
	FL	44.845	<b>2:15.512</b>	45.667	<b>2:15.564</b>	46.047	<b>2:15.577</b>						42.074	<b>2:06.092</b>
22	IP1												48.486	48.486
	IP2												36.314	1:24.800
	FL		-----		-----		-----						1:23.81	<b>2:48.618</b>





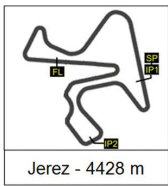
4  
f16

## HISTORIC ENDURANCE RACE 1 ANALYSIS

Número		132		153		154		166		167		174		176	
Vta		Sector	Vuelta	Sector	Vuelta	Sector	Vuelta	Sector	Vuelta	Sector	Vuelta	Sector	Vuelta	Sector	Vuelta
19	IP1	55.032	55.032	<b>54.209</b>	<b>54.209</b>			54.101	54.101						
	IP2	39.933	1:34.965	40.902	1:35.111			40.479	1:34.580						
	FL	46.918	<b>2:21.883</b>	47.965	<b>2:23.076</b>			45.421	<b>2:20.001</b>						
20	IP1	54.204	54.204	54.259	54.259			51.925	51.925						
	IP2	39.452	1:33.656	40.466	1:34.725			38.657	1:30.582						
	FL	46.545	<b>2:20.201</b>	48.506	<b>2:23.231</b>			44.507	<b>2:15.089</b>						
21	IP1	53.722	53.722					52.028	52.028						
	IP2	39.968	1:33.690					38.649	1:30.677						
	FL	47.044	<b>2:20.734</b>					1:25.63	<b>2:56.310</b>						
22	IP1														
	IP2														
	FL														



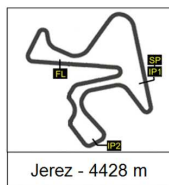




5  
f16

## HISTORIC ENDURANCE RACE 1 ANALYSIS

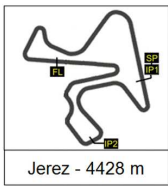
Número	194		221		255		273		290		327		337		
Vta	Sector	Vuelta	Sector	Vuelta	Sector	Vuelta	Sector	Vuelta	Sector	Vuelta	Sector	Vuelta	Sector	Vuelta	
19	IP1	48.127	48.127	58.017	58.017	53.606	53.606	50.574	50.574	50.051	50.051	55.814	55.814	<u>52.440</u>	<u>52.440</u>
	IP2	35.744	1:23.871	44.788	1:42.805	39.496	1:33.102	38.114	1:28.688	36.685	1:26.736	<u>39.832</u>	1:35.646	39.336	1:31.776
	FL	42.298	<b>2:06.169</b>	1:33.20	<b>3:16.005</b>	46.035	<b>2:19.137</b>	43.702	<b>2:12.390</b>	<u>42.235</u>	<b>2:08.971</b>	47.731	<b>2:23.377</b>	45.237	<b>2:17.013</b>
20	IP1	49.154	49.154			53.975	53.975	50.746	50.746	49.687	49.687	55.126	55.126	52.842	52.842
	IP2	35.963	1:25.117			39.441	1:33.416	38.182	1:28.928	36.964	1:26.651	40.681	1:35.807	39.037	1:31.879
	FL	42.500	<b>2:07.617</b>		-----	<u>45.629</u>	<b>2:19.045</b>	42.937	<b>2:11.865</b>	42.530	<b>2:09.181</b>	48.244	<b>2:24.051</b>	45.347	<b>2:17.226</b>
21	IP1	48.513	48.513			52.807	52.807	50.327	50.327	49.356	49.356			53.293	53.293
	IP2	37.620	1:26.133			39.588	1:32.395	37.758	1:28.085	37.305	1:26.661			39.426	1:32.719
	FL	42.403	<b>2:08.536</b>			48.997	<b>2:21.392</b>	43.210	<b>2:11.295</b>	43.424	<b>2:10.085</b>		-----	45.842	<b>2:18.561</b>
22	IP1	48.675	48.675					50.555	50.555	53.125	53.125				
	IP2	36.093	1:24.768					37.996	1:28.551	40.706	1:33.831				
	FL	41.912	<b>2:06.680</b>				-----	43.317	<b>2:11.868</b>	46.944	<b>2:20.775</b>				-----



6  
f16

## HISTORIC ENDURANCE RACE 1 ANALYSIS

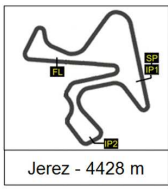
Número	366		525		545		0		0		0		0	
	Vta	Sector	Vuelta	Sector	Vuelta	Sector	Vuelta	Sector	Vuelta	Sector	Vuelta	Sector	Vuelta	
1	IP1	54.459	54.459	54.680	54.680	58.862	58.862							
	IP2	41.897	1:36.356	40.708	1:35.388	43.247	1:42.109							
	FL	46.647	<b>2:23.003</b>	47.876	<b>2:23.264</b>	50.127	<b>2:32.236</b>							
2	IP1	59.492	59.492	58.864	58.864	57.734	57.734							
	IP2	42.183	1:41.675	41.262	1:40.126	42.790	1:40.524							
	FL	49.279	<b>2:30.954</b>	49.787	<b>2:29.913</b>	49.718	<b>2:30.242</b>							
3	IP1	1:14.46	1:14.466	1:14.47	1:14.475	1:02.59	1:02.590							
	IP2	1:00.65	2:15.120	1:00.69	2:15.173	59.774	2:02.364							
	FL	50.061	<b>3:05.181</b>	50.868	<b>3:06.041</b>	54.067	<b>2:56.431</b>							
4	IP1	53.226	53.226	53.808	53.808	57.290	57.290							
	IP2	41.519	1:34.745	40.225	1:34.033	42.052	1:39.342							
	FL	46.227	<b>2:20.972</b>	46.897	<b>2:20.930</b>	49.864	<b>2:29.206</b>							
5	IP1	53.223	53.223	53.274	53.274	57.625	57.625							
	IP2	40.557	1:33.780	39.777	1:33.051	42.855	1:40.480							
	FL	45.938	<b>2:19.718</b>	47.220	<b>2:20.271</b>	49.380	<b>2:29.860</b>							
6	IP1	54.098	54.098	53.510	53.510	57.038	57.038							
	IP2	40.183	1:34.281	39.557	1:33.067	42.604	1:39.642							
	FL	45.794	<b>2:20.075</b>	46.443	<b>2:19.510</b>	49.503	<b>2:29.145</b>							
7	IP1	<b>52.631</b>	<b>52.631</b>	53.206	53.206	57.249	57.249							
	IP2	39.264	<b>1:31.895</b>	40.021	1:33.227	42.130	1:39.379							
	FL	<b>45.387</b>	<b>2:17.282</b>	46.733	<b>2:19.960</b>	49.340	<b>2:28.719</b>							
8	IP1	54.350	54.350	53.155	53.155	57.779	57.779							
	IP2	<b>39.144</b>	1:33.494	40.102	1:33.257	42.048	1:39.827							
	FL	45.918	<b>2:19.412</b>	47.940	<b>2:21.197</b>	50.927	<b>2:30.754</b>							
9	IP1	53.153	53.153	53.514	53.514	57.894	57.894							
	IP2	1:03.09	1:56.250	39.247	1:32.761	42.391	1:40.285							
	FL	2:08.96	<b>PIT EXIT</b>	46.713	<b>2:19.474</b>	<b>49.228</b>	<b>2:29.513</b>							
10	IP1	55.180	55.180	53.000	53.000	57.475	57.475							
	IP2	39.673	1:34.853	39.349	1:32.349	41.982	1:39.457							
	FL	45.861	<b>2:20.714</b>	46.109	<b>2:18.458</b>	2:10.22	<b>PIT EXIT</b>							
11	IP1	53.130	53.130	53.111	53.111	1:02.13	1:02.134							
	IP2	39.718	1:32.848	39.610	1:32.721	42.636	1:44.770							
	FL	46.148	<b>2:18.996</b>	2:05.77	<b>PIT EXIT</b>	49.480	<b>2:34.250</b>							
12	IP1	52.703	52.703	59.428	59.428	57.105	57.105							
	IP2	40.153	1:32.856	39.443	1:38.871	42.064	1:39.169							
	FL	46.296	<b>2:19.152</b>	47.447	<b>2:26.318</b>	50.385	<b>2:29.554</b>							
13	IP1	58.151	58.151	54.014	54.014	57.343	57.343							
	IP2	42.404	1:40.555	40.084	1:34.098	42.337	1:39.680							
	FL	50.730	<b>2:31.285</b>	48.062	<b>2:22.160</b>	57.824	<b>2:37.504</b>							
14	IP1	58.084	58.084	1:07.86	1:07.866	58.283	58.283							
	IP2	40.883	1:38.967	43.027	1:50.893	42.087	1:40.370							
	FL	48.269	<b>2:27.236</b>	47.741	<b>2:38.634</b>	49.490	<b>2:29.860</b>							
15	IP1	56.347	56.347	53.996	53.996	57.175	57.175							
	IP2	41.224	1:37.571	38.944	1:32.940	42.105	1:39.280							
	FL	47.025	<b>2:24.596</b>	45.908	<b>2:18.848</b>	50.015	<b>2:29.295</b>							
16	IP1	53.275	53.275	<b>52.888</b>	<b>52.888</b>	57.107	57.107							
	IP2	40.427	1:33.702	39.927	1:32.815	<b>41.422</b>	<b>1:38.529</b>							
	FL	46.555	<b>2:20.257</b>	46.795	<b>2:19.610</b>	49.557	<b>2:28.086</b>							
17	IP1	53.460	53.460	53.893	53.893	56.840	56.840							
	IP2	39.555	1:33.015	39.915	1:33.808	42.068	1:38.908							
	FL	46.598	<b>2:19.613</b>	47.723	<b>2:21.531</b>	49.257	<b>2:28.165</b>							
18	IP1	53.717	53.717	54.650	54.650	56.764	56.764							
	IP2	40.308	1:34.025	38.919	1:33.569	41.828	1:38.592							
	FL	46.506	<b>2:20.531</b>	47.059	<b>2:20.628</b>	49.606	<b>2:28.198</b>							



6  
f16

## HISTORIC ENDURANCE RACE 1 ANALYSIS

Número	366		525		545		0		0		0		0	
Vta	Sector	Vuelta	Sector	Vuelta	Sector	Vuelta	Sector	Vuelta	Sector	Vuelta	Sector	Vuelta	Sector	Vuelta
19	IP1	54.189	54.189	53.032	53.032	56.839	56.839							
	IP2	41.414	1:35.603	38.782	1:31.814	41.739	1:38.578							
	FL	49.100	<b>2:24.703</b>	46.150	<b>2:17.964</b>	49.627	<b>2:28.205</b>							
20	IP1	54.473	54.473	53.015	53.015	<b>56.641</b>	<b>56.641</b>							
	IP2	40.849	1:35.322	<b>38.456</b>	<b>1:31.471</b>	42.094	1:38.735							
	FL	47.298	<b>2:22.620</b>	<b>45.894</b>	<b>2:17.365</b>	49.365	<b>2:28.100</b>							
21	IP1	53.930	53.930	52.933	52.933									
	IP2	42.088	1:36.018	38.552	1:31.485									
	FL	1:27.82	<b>3:03.843</b>	46.211	<b>2:17.696</b>		-----							
22	IP1													
	IP2													
	FL		-----		-----									



f17

## HISTORIC ENDURANCE RACE 1 40 BEST LAPS

Dorsal	Piloto	Nat	Equipo	Maq.	Hora	Vuelta	Tiempo
5	Paulo LIMA		RP Motorsport	Ford	19:06:58	16	2:05.624
194	MACEDO-MACEDO		Gelcoe Motorsport	Ford	19:08:27	16	2:05.817
5	Paulo LIMA		RP Motorsport	Ford	18:39:15	4	2:06.043
123	Bruno SANTOS		Aurora Motorsport	Porsche	19:17:31	21	2:06.092
194	MACEDO-MACEDO		Gelcoe Motorsport	Ford	19:14:51	19	2:06.169
123	Bruno SANTOS		Aurora Motorsport	Porsche	18:56:17	12	2:06.189
194	MACEDO-MACEDO		Gelcoe Motorsport	Ford	19:12:45	18	2:06.310
60	Pedro BASTOS		Aurora Motorsport	Porsche	19:13:19	19	2:06.446
123	Bruno SANTOS		Aurora Motorsport	Porsche	19:13:17	19	2:06.479
123	Bruno SANTOS		Aurora Motorsport	Porsche	18:43:33	6	2:06.610
194	MACEDO-MACEDO		Gelcoe Motorsport	Ford	18:58:55	12	2:06.611
60	Pedro BASTOS		Aurora Motorsport	Porsche	19:17:33	21	2:06.649
123	Bruno SANTOS		Aurora Motorsport	Porsche	18:49:56	9	2:06.652
194	MACEDO-MACEDO		Gelcoe Motorsport	Ford	19:21:14	22	2:06.680
5	Paulo LIMA		RP Motorsport	Ford	19:09:05	17	2:06.786
5	Paulo LIMA		RP Motorsport	Ford	18:54:08	11	2:06.789
123	Bruno SANTOS		Aurora Motorsport	Porsche	19:06:55	16	2:06.797
123	Bruno SANTOS		Aurora Motorsport	Porsche	18:54:11	11	2:06.863
60	Pedro BASTOS		Aurora Motorsport	Porsche	19:06:55	16	2:06.967
5	Paulo LIMA		RP Motorsport	Ford	18:45:36	7	2:06.977
123	Bruno SANTOS		Aurora Motorsport	Porsche	18:45:40	7	2:07.099
60	Pedro BASTOS		Aurora Motorsport	Porsche	18:45:40	7	2:07.175
5	Paulo LIMA		RP Motorsport	Ford	18:43:29	6	2:07.204
5	Paulo LIMA		RP Motorsport	Ford	18:41:22	5	2:07.243
194	MACEDO-MACEDO		Gelcoe Motorsport	Ford	18:56:48	11	2:07.313
176	Eduardo DAVILA		VDC Competición	Porsche	18:45:43	7	2:07.315
5	Paulo LIMA		RP Motorsport	Ford	19:13:21	19	2:07.337
60	Pedro BASTOS		Aurora Motorsport	Porsche	18:43:33	6	2:07.353
60	Pedro BASTOS		Aurora Motorsport	Porsche	18:56:23	12	2:07.374
5	Paulo LIMA		RP Motorsport	Ford	19:17:37	21	2:07.404
176	Eduardo DAVILA		VDC Competición	Porsche	18:41:28	5	2:07.467
123	Bruno SANTOS		Aurora Motorsport	Porsche	18:39:17	4	2:07.523
60	Pedro BASTOS		Aurora Motorsport	Porsche	18:39:17	4	2:07.548
194	MACEDO-MACEDO		Gelcoe Motorsport	Ford	19:16:59	20	2:07.617
60	Pedro BASTOS		Aurora Motorsport	Porsche	19:15:27	20	2:07.638
123	Bruno SANTOS		Aurora Motorsport	Porsche	19:09:03	17	2:07.688
176	Eduardo DAVILA		VDC Competición	Porsche	18:39:20	4	2:07.758
123	Bruno SANTOS		Aurora Motorsport	Porsche	19:15:25	20	2:07.924
123	Bruno SANTOS		Aurora Motorsport	Porsche	18:52:04	10	2:07.925
123	Bruno SANTOS		Aurora Motorsport	Porsche	19:11:11	18	2:07.929

LiveTiming: [live.crono-jerez.com](http://live.crono-jerez.com)

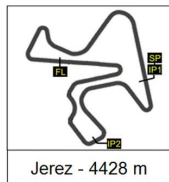
Pág 1 de 1

**RACE READY**  
IBERIAN HISTORIC RACING



**GUPE**<sup>®</sup>





f18

## HISTORIC ENDURANCE RACE 1 TOP FIVE LAPS

Piloto	Nat	Equipo	Top Five Laps					
5		Paulo LIMA	RP Motorsport	2:05.624	2:06.043	2:06.786	2:06.789	2:06.977
194		MACEDO-MACEDO	Gelcoe Motorsport	2:05.817	2:06.169	2:06.310	2:06.611	2:06.680
123		Bruno SANTOS	Aurora Motorsport	2:06.092	2:06.189	2:06.479	2:06.610	2:06.652
60		Pedro BASTOS	Aurora Motorsport	2:06.446	2:06.649	2:06.967	2:07.175	2:07.353
176		Eduardo DAVILA	VDC Competición	2:07.315	2:07.467	2:07.758	2:08.160	2:09.154
19		PUIG-NOGAREDA	Skualo Competicion	2:08.028	2:08.333	2:08.472	2:08.558	2:09.223
290		Miguel LOBO	Antunes Motorsport	2:08.484	2:08.943	2:08.971	2:09.181	2:09.774
10		Max HUBER	Calvin Motors	2:09.157	2:09.173	2:09.599	2:09.747	2:09.908
44		Cláudio VIEIRA	Aurora Motorsport	2:09.166	2:09.410	2:09.433	2:09.484	2:09.801
273		Laurent JASPERS	JAC Motors Team	2:09.797	2:10.241	2:11.032	2:11.066	2:11.282
84		BRION-LOPEZ	BS Motorsport	2:10.164	2:10.426	2:10.510	2:12.040	2:13.157
14		MIRA-AFOITO	Centro Clássico	2:11.267	2:11.460	2:12.588	2:12.798	2:13.744
83		DUARTE-SILVA	Lisbon Sports & Classic Cars	2:11.822	2:12.470	2:12.588	2:13.192	2:13.333
166		Ralf HUBER	Calvin Motors	2:12.371	2:12.860	2:13.400	2:14.321	2:14.456
27		Carlos BARBOT	Foguete Racing	2:12.507	2:14.165	2:14.976	2:15.047	2:15.099
73		BETHENCOURT-PINTO	Aurora Motorsport	2:12.775	2:13.010	2:13.282	2:14.053	2:14.106
75		BRIZIDO-PINA	Dr. Bayard / MRauto	2:13.602	2:13.632	2:14.143	2:14.314	2:14.746
132		ALONSO-ZORRILLA	Eficar Team	2:14.845	2:15.183	2:15.278	2:16.248	2:16.464
64		RUEDA-RUEDA	Eficar Team	2:15.534	2:16.812	2:17.144	2:19.371	2:24.061
20		CERVEIRA-DIAS	RP Motorsport/Squadra	2:15.915	2:16.648	2:16.766	2:16.778	2:16.972
337		DAL MASO-CARVALHOS	Garagem João Gomes	2:16.644	2:16.820	2:17.013	2:17.226	2:17.439
366		Guillaume HUBER	Calvin Motors	2:17.282	2:18.996	2:19.152	2:19.412	2:19.613
525		POÇAS-SANTOS	Aurora Motorsport	2:17.365	2:17.696	2:17.964	2:18.458	2:18.848
255		Carlos A OLIVEIRA	Foguete Racing	2:17.477	2:18.989	2:19.045	2:19.137	2:19.273
55		Paul DANIELS	JWA Racing	2:18.283	2:18.899	2:19.263	2:19.307	2:19.444
65		SANCHEZ-SANCHEZ	Aurora Motorsport	2:20.681	2:20.774	2:21.085	2:21.554	2:21.563
28		P-A FORSVALL	Curated Garage	2:21.666	2:22.191	2:22.266	2:22.369	2:22.376
153		Manuel DE LA TORRE	Eficar Team	2:22.073	2:22.122	2:22.999	2:23.076	2:23.143
327		NUNES-CARVALHOSA	Garagem João Gomes	2:22.300	2:22.415	2:22.572	2:22.726	2:23.263
154		Albert PECANINS	Skualo Competicion	2:22.437	2:23.024	2:25.213	2:27.300	2:27.817
92		Michel MORA	Garagem João Gomes	2:23.379	2:24.096	2:24.286	2:24.664	2:24.729
103		Luis SOUSA	RP Motorsport	2:23.498	2:26.877	2:28.505	2:29.993	2:49.654

LiveTiming: [live.crono-jerez.com](http://live.crono-jerez.com)

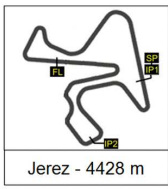
**RACE READY**  
IBERIAN HISTORIC RACING



Pág 1 de 2

**GUPE**<sup>®</sup>





f18

# HISTORIC ENDURANCE RACE 1 TOP FIVE LAPS

Piloto	Nat	Equipo	Top Five Laps				
167 NEVES-ANTUNES		Trisport Race	2:23.678	2:24.058	2:24.195	2:24.430	2:25.768
221 Alberto VELEZ		Garagem João Gomes	2:26.913	2:28.339	2:29.067	2:29.168	2:29.450
50 BEVILACQUA-MAGALHÃ		Veiga Motorsport	2:27.549	2:28.217	2:28.674	2:28.678	2:28.957
545 François GUERIN		RP Motorsport	2:28.086	2:28.100	2:28.165	2:28.198	2:28.205
23 Vincent TOURNEUR		Vincent Tourneur	2:28.536	2:28.811	2:29.028	2:29.766	2:29.806
174 CASTRO-LANCHARES		Aurora Motorsport	PARRILL				

LiveTiming: [live.crono-jerez.com](http://live.crono-jerez.com)

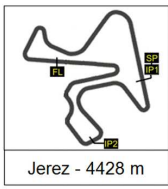
**RACE READY**  
IBERIAN HISTORIC RACING



Pág 2 de 2

**GUPE**<sup>®</sup>





f19

## HISTORIC ENDURANCE RACE 1 40 BEST MAXIMUM SPEEDS

Dorsal	Piloto	Nat	Equipo	Maq.	Hora	Vuelta	Vmax
5	Paulo LIMA		RP Motorsport	Ford	19:09:53	17	215,1
5	Paulo LIMA		RP Motorsport	Ford	18:52:50	10	213,4
5	Paulo LIMA		RP Motorsport	Ford	19:05:41	15	213,4
5	Paulo LIMA		RP Motorsport	Ford	19:07:47	16	213,4
5	Paulo LIMA		RP Motorsport	Ford	18:50:41	9	211,8
5	Paulo LIMA		RP Motorsport	Ford	19:12:02	18	210,9
5	Paulo LIMA		RP Motorsport	Ford	19:16:18	20	210,9
5	Paulo LIMA		RP Motorsport	Ford	18:40:03	4	210,1
5	Paulo LIMA		RP Motorsport	Ford	18:54:57	11	210,1
5	Paulo LIMA		RP Motorsport	Ford	19:14:010	19	209,7
5	Paulo LIMA		RP Motorsport	Ford	18:42:11	5	208,5
5	Paulo LIMA		RP Motorsport	Ford	18:44:18	6	208,5
19	PUIG-NOGAREDA		Skualo Competicion	Ford	18:45:00	6	208,5
5	Paulo LIMA		RP Motorsport	Ford	18:58:36	12	207,3
166	Ralf HUBER		Calvin Motors	Chevrolet	18:40:35	4	204,9
5	Paulo LIMA		RP Motorsport	Ford	18:37:57	3	204,5
19	PUIG-NOGAREDA		Skualo Competicion	Ford	18:57:25	11	204,5
19	PUIG-NOGAREDA		Skualo Competicion	Ford	18:30:16	0	203,0
19	PUIG-NOGAREDA		Skualo Competicion	Ford	18:49:18	8	203,0
19	PUIG-NOGAREDA		Skualo Competicion	Ford	19:04:60	14	203,0
19	PUIG-NOGAREDA		Skualo Competicion	Ford	18:42:52	5	202,6
19	PUIG-NOGAREDA		Skualo Competicion	Ford	18:47:10	7	202,6
5	Paulo LIMA		RP Motorsport	Ford	18:30:15	0	201,9
166	Ralf HUBER		Calvin Motors	Chevrolet	19:07:23	15	201,9
194	MACEDO-MACEDO		Gelcoe Motorsport	Ford	19:09:14	16	201,9
5	Paulo LIMA		RP Motorsport	Ford	18:48:34	8	201,5
19	PUIG-NOGAREDA		Skualo Competicion	Ford	18:38:33	3	201,1
19	PUIG-NOGAREDA		Skualo Competicion	Ford	19:16:01	19	200,7
5	Paulo LIMA		RP Motorsport	Ford	19:18:26	21	200,7
19	PUIG-NOGAREDA		Skualo Competicion	Ford	18:51:27	9	200,4
166	Ralf HUBER		Calvin Motors	Chevrolet	18:42:49	5	200,4
166	Ralf HUBER		Calvin Motors	Chevrolet	18:45:03	6	200,0
166	Ralf HUBER		Calvin Motors	Chevrolet	18:47:17	7	200,0
19	PUIG-NOGAREDA		Skualo Competicion	Ford	18:59:33	12	200,0
19	PUIG-NOGAREDA		Skualo Competicion	Ford	19:07:21	15	200,0
19	PUIG-NOGAREDA		Skualo Competicion	Ford	18:55:15	10	199,6
73	BETHENCOURT-PINTO		Aurora Motorsport	Chevrolet	18:45:16	6	199,3
194	MACEDO-MACEDO		Gelcoe Motorsport	Ford	18:44:52	6	198,5
123	Bruno SANTOS		Aurora Motorsport	Porsche	18:37:59	3	198,5
166	Ralf HUBER		Calvin Motors	Chevrolet	19:05:08	14	198,5

LiveTiming: [live.crono-jerez.com](http://live.crono-jerez.com)

**RACE READY**  
IBERIAN HISTORIC RACING

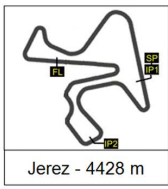


Pág 1 de 1

**GUPE**<sup>®</sup>







f20

## HISTORIC ENDURANCE RACE 1 TOP FIVE MAXIMUM SPEEDS

Piloto	Nat	Equipo	Top Five Vmax					
5		Paulo LIMA	RP Motorsport	215,1	213,4	213,4	213,4	211,8
19		PUIG-NOGAREDA	Skualo Competicion	208,5	204,5	203,0	203,0	203,0
166		Ralf HUBER	Calvin Motors	204,9	201,9	200,4	200,0	200,0
194		MACEDO-MACEDO	Gelcoe Motorsport	201,9	198,5	198,2	197,1	196,7
73		BETHENCOURT-PINTO	Aurora Motorsport	199,3	197,1	196,7	195,6	195,3
123		Bruno SANTOS	Aurora Motorsport	198,5	198,2	197,8	197,8	197,8
10		Max HUBER	Calvin Motors	198,2	197,1	197,1	197,1	197,1
176		Eduardo DAVILA	VDC Competición	196,7	196,0	196,0	195,3	194,2
44		Cláudio VIEIRA	Aurora Motorsport	193,5	188,8	187,2	185,6	185,6
290		Miguel LOBO	Antunes Motorsport	191,8	190,1	189,8	189,1	188,5
273		Laurent JASPERS	JAC Motors Team	190,1	189,5	188,5	188,2	188,2
75		BRIZIDO-PINA	Dr. Bayard / MRauto	190,1	189,1	188,5	187,5	187,5
60		Pedro BASTOS	Aurora Motorsport	189,5	189,1	189,1	188,2	188,2
83		DUARTE-SILVA	Lisbon Sports & Classic Cars	186,9	185,6	184,6	183,7	183,0
84		BRION-LOPEZ	BS Motorsport	185,2	184,0	183,0	181,8	180,9
27		Carlos BARBOT	Foguete Racing	184,3	184,3	183,0	181,2	179,4
132		ALONSO-ZORRILLA	Eficar Team	182,4	179,4	179,1	178,8	178,8
366		Guillaume HUBER	Calvin Motors	182,1	180,9	180,6	180,0	180,0
255		Carlos A OLIVEIRA	Foguete Racing	181,5	181,5	181,2	181,2	180,9
55		Paul DANIELS	JWA Racing	181,5	181,2	180,9	180,0	180,0
64		RUEDA-RUEDA	Eficar Team	178,5	175,3	173,1	172,5	161,4
14		MIRA-AFOITO	Centro Clássico	177,9	172,8	172,2	170,9	170,3
337		DAL MASO-CARVALHOS	Garagem João Gomes	173,9	172,2	170,3	170,3	170,1
28		P-A FORSVALL	Curated Garage	172,8	171,7	171,4	169,8	169,3
525		POÇAS-SANTOS	Aurora Motorsport	171,7	171,2	171,2	170,9	170,6
103		Luis SOUSA	RP Motorsport	171,7	168,8	158,4	145,9	143,0
153		Manuel DE LA TORRE	Eficar Team	171,2	170,1	169,8	169,5	167,7
20		CERVEIRA-DIAS	RP Motorsport/Squadra	170,1	169,8	169,5	168,5	168,2
65		SANCHEZ-SANCHEZ	Aurora Motorsport	167,2	165,1	164,9	163,1	162,4
154		Albert PECANINS	Skualo Competicion	166,9	164,4	162,9	161,9	161,0
92		Michel MORA	Garagem João Gomes	164,4	162,4	162,2	161,9	161,7
327		NUNES-CARVALHOSA	Garagem João Gomes	162,6	162,4	162,4	161,9	161,7

LiveTiming: [live.crono-jerez.com](http://live.crono-jerez.com)

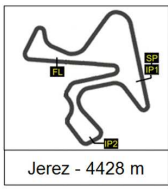
Pág 1 de 2

**RACE READY**  
IBERIAN HISTORIC RACING



**GUPE**<sup>®</sup>





f20

# HISTORIC ENDURANCE RACE 1 TOP FIVE MAXIMUM SPEEDS

Piloto	Nat	Equipo	Top Five Vmax				
167 NEVES-ANTUNES		Trisport Race	161,0	160,2	160,2	158,1	155,4
221 Alberto VELEZ		Garagem João Gomes	160,5	158,8	157,0	156,7	156,5
23 Vincent TOURNEUR		Vincent Tourneur	157,2	157,2	156,5	156,5	156,3
545 François GUERIN		RP Motorsport	152,8	151,3	151,3	151,0	151,0
50 BEVILACQUA-MAGALHÃ		Veiga Motorsport	151,7	151,5	151,5	151,3	151,3
174 CASTRO-LANCHARES		Aurora Motorsport	94,0				

LiveTiming: [live.crono-jerez.com](http://live.crono-jerez.com)

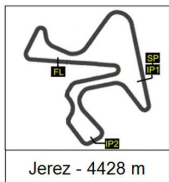
**RACE READY**  
IBERIAN HISTORIC RACING



Pág 2 de 2

**GUPE**<sup>®</sup>

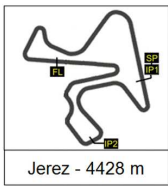




f21

# HISTORIC ENDURANCE RACE 1 PLANNING

Vta	1	2	3	4	5	6	7	8	9	10	11	12	13	14	15	16	17	18	19	20	21	22	23	24	25	26	27	28	29	30	31	32
0	19	176	5	123	194	60	10	290	44	84	83	273	14	27	64	132	20	75	255	337	166	73	525	366	55	65	28	174	92	154	327	153
1	5	19	60	123	10	176	290	44	273	194	83	14	84	27	132	75	64	20	166	255	337	73	525	366	55	65	28	92	153	154	327	167
2	5	60	123	290	176	44	273	194	83	14	84	75	132	27	64	20	10	166	255	337	55	73	525	366	28	92	153	154	167	327	19	65
3	5	60	123	290	176	44	273	194	83	14	84	75	27	132	64	10	20	166	255	337	55	73	525	366	28	92	153	154	167	19	327	65
4	5	60	123	176	290	44	273	83	194	14	84	75	10	27	132	64	166	20	255	337	55	19	73	525	366	28	153	92	167	65	327	154
5	5	60	123	176	290	44	273	83	194	14	84	75	10	27	132	166	64	20	19	255	337	73	55	525	366	28	65	153	327	154	167	92
6	5	60	123	176	290	44	273	83	14	194	10	84	75	27	19	132	166	64	20	73	255	337	55	525	366	28	65	153	327	154	167	92
7	5	60	123	176	290	44	273	83	14	10	84	194	19	75	27	166	132	20	73	255	337	55	366	525	28	65	153	327	154	167	92	545 <sup>1</sup>
8	5	123	60	176	290	44	273	83	14	10	19	84	75	27	166	132	194	20	73	337	366	255	525	28	65	153	327	167	92	154	167	545 <sup>1</sup>
9	5	123	60	44	176	273	10	83	19	14	75	166	132	73	20	337	255	525	290	65	84	327	167	92	194	545 <sup>1</sup>	55 <sup>1</sup>	50 <sup>1</sup>	366 <sup>1</sup>	28 <sup>1</sup>	153 <sup>1</sup>	23
10	5	123	60	44	273	10	14	132	20	255	525	290	65	84	19	75	194	73	166	92	83	337	55	366	28	327	153	545 <sup>2</sup>	23	167	50	221 <sup>2</sup>
11	5	123	60	44	273	10	14	290	255	84	19	75	194	132	20	73	166	83	337	525	55	65	366	28	327	153	545 <sup>1</sup>	23	50	224	2	
12	123	60	5	44	290	10	14	273	84	19	194	75	166	73	132	20	83	337	55	525	255	366	65	28	327	153	545 <sup>1</sup>	23	50	224	2	
13	123	60	5	44	290	10	84	273	19	14	194	75	166	73	132	20	83	337	55	525	366	255	65	28	153	327	545 <sup>1</sup>	23	50	224	2	
14	123	60	5	44	290	10	84	273	19	194	14	75	166	73	132	20	83	337	55	525	366	255	65	28	153	327	545 <sup>1</sup>	23	50	224	2	
15	60	123	5	44	290	10	194	273	84	19	166	75	14	73	132	20	83	55	337	525	255	366	65	28	153	327	545 <sup>2</sup>	23	50	224	2	
16	123	60	5	44	290	10	194	84	273	19	166	75	73	14	20	132	83	55	337	525	255	366	65	28	2	153	327	545 <sup>2</sup>	23	50	224	2
17	123	60	5	44	290	10	194	273	19	166	75	73	84	14	20	132	83	337	55	525	255	366	153	28	2	65	327	545 <sup>2</sup>	23	50	224	3
18	123	60	5	44	290	194	10	273	19	166	75	73	44	20	132	83	337	55	525	255	366	153	28	2	327	545 <sup>2</sup>	23	50	2	65	3	224
19	123	60	5	44	290	194	10	273	19	75	166	73	44	83	20	132	337	525	55	255	366	153	28	2	327	545 <sup>2</sup>	23	50	3	65	221	3
20	123	60	5	44	290	194	10	19	273	75	166	73	44	83	20	132	337	525	255	55	366	153	28	2	327	545 <sup>2</sup>	23	50	3	65	221	3
21	123	60	5	44	290	194	10	19	273	75	73	14	83	166	20	132	337	525	255	55	366	153	28	2	327	545 <sup>2</sup>	23	50	3	65	221	3
22	5	123	60	44	290	194	10	19	273	75	73	14	83	166	20	132	337	525	255	55	366	153	28	2	327	545 <sup>2</sup>	23	50	3	65	221	3

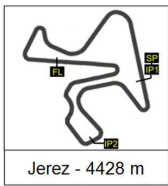


f22

# HISTORIC ENDURANCE RACE 2 STARTING GRID



		2		1	
1	<b>123</b>	Bruno SANTOS		<b>5</b>	Paulo LIMA
		4			3
2	<b>44</b>	Cláudio VIEIRA		<b>60</b>	Pedro BASTOS
		6			5
3	<b>194</b>	MACEDO-MACEDO		<b>290</b>	Miguel LOBO
		8			7
4	<b>19</b>	PUIG-NOGAREDA		<b>10</b>	Max HUBER
		10			9
5	<b>75</b>	BRIZIDO-PINA		<b>273</b>	Laurent JASPERS
		12			11
6	<b>14</b>	MIRA-AFOITO		<b>73</b>	BETHENCOURT-PINTO
		14			13
7	<b>166</b>	Ralf HUBER		<b>83</b>	DUARTE-SILVA
		16			15
8	<b>132</b>	ALONSO-ZORRILLA		<b>20</b>	CERVEIRA-DIAS
		18			17
9	<b>525</b>	POÇAS-SANTOS		<b>337</b>	DAL MASO-CARVALHOSA
		20			19
10	<b>55</b>	Paul DANIELS		<b>255</b>	Carlos A OLIVEIRA
		22			21
11	<b>153</b>	Manuel DE LA TORRE		<b>366</b>	Guillaume HUBER
		24			23
12	<b>327</b>	NUNES-CARVALHOSA		<b>28</b>	P-A FORSVALL
		26			25
13	<b>23</b>	Vincent TOURNEUR		<b>545</b>	François GUERIN
		28			27
14	<b>65</b>	SANCHEZ-SANCHEZ		<b>50</b>	BEVILACQUA-MAGALHÃES-
		30			29
15	<b>84</b>	BRION-LOPEZ		<b>221</b>	Alberto VELEZ



f22

# HISTORIC ENDURANCE RACE 2 STARTING GRID

16	32	<b>167</b>	NEVES-ANTUNES		31	<b>92</b>	Michel MORA	
17	34	<b>27</b>	Carlos BARBOT		33	<b>176</b>	Eduardo DAVILA	
18	36	<b>64</b>	RUEDA-RUEDA		35	<b>154</b>	Albert PECANINS	
19	38	<b>174</b>	CASTRO-LANCHARES		37	<b>103</b>	Luis SOUSA	

THE STEWARDS

RACE DIRECTOR

CHIEF TIMING OFFICER

LiveTiming: [live.crono-jerez.com](http://live.crono-jerez.com)

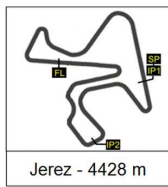
**RACE READY**  
IBERIAN HISTORIC RACING



Pág 2 de 2

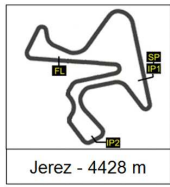
**GUPE**<sup>®</sup>





## HISTORIC ENDURANCE RACE 1 IDEAL LAP

Ord.	#	Piloto	Club	S1	S2	S3	Vuelta ideal
1	194	MACEDO-MACEDO	Gelcoe Motorsport	47.575	35.698	41.573	2:04.846
2	123	Bruno SANTOS	Aurora Motorsport	47.716	35.522	41.935	2:05.173
3	5	Paulo LIMA	RP Motorsport	48.047	36.113	41.252	2:05.412
4	60	Pedro BASTOS	Aurora Motorsport	48.410	35.250	42.127	2:05.787
5	176	Eduardo DAVILA	VDC Competición	48.259	35.638	42.504	2:06.401
6	19	PUIG-NOGAREDA	Skualo Competicion	48.925	36.285	42.256	2:07.466
7	290	Miguel LOBO	Antunes Motorsport	48.992	36.450	42.235	2:07.677
8	44	Cláudio VIEIRA	Aurora Motorsport	48.951	36.535	42.888	2:08.374
9	10	Max HUBER	Calvin Motors	49.322	36.818	42.271	2:08.411
10	174	CASTRO-LANCHAR	Aurora Motorsport	1:14.749	53.972		2:08.721
11	84	BRION-LOPEZ	BS Motorsport	49.824	36.439	43.082	2:09.345
12	273	Laurent JASPERS	JAC Motors Team	49.914	36.983	42.731	2:09.628
13	14	MIRA-AFOITO	Centro Clássico	50.308	37.103	43.715	2:11.126
14	83	DUARTE-SILVA	Lisbon Sports & Clas	50.549	37.336	43.835	2:11.720
15	166	Ralf HUBER	Calvin Motors	50.540	37.399	43.815	2:11.754
16	73	BETHENCOURT-PI	Aurora Motorsport	49.934	37.611	44.320	2:11.865
17	27	Carlos BARBOT	Foguete Racing	50.606	37.553	44.127	2:12.286
18	75	BRIZIDO-PINA	Dr. Bayard / MRauto	50.690	37.764	44.436	2:12.890
19	132	ALONSO-ZORRILLA	Eficar Team	51.344	38.215	44.808	2:14.367
20	64	RUEDA-RUEDA	Eficar Team	51.903	38.486	44.910	2:15.299
21	20	CERVEIRA-DIAS	RP Motorsport/Squa	52.290	38.113	45.335	2:15.738
22	337	DAL MASO-CARVAL	Garagem João Gome	52.440	39.003	45.085	2:16.528
23	255	Carlos A OLIVEIRA	Foguete Racing	52.733	38.782	45.629	2:17.144
24	366	Guillaume HUBER	Calvin Motors	52.631	39.144	45.387	2:17.162
25	525	POÇAS-SANTOS	Aurora Motorsport	52.888	38.456	45.894	2:17.238
26	55	Paul DANIELS	JWA Racing	53.349	39.113	45.821	2:18.283
27	65	SANCHEZ-SANCHE	Aurora Motorsport	53.617	39.073	46.608	2:19.298
28	28	P-A FORSVALL	Curated Garage	53.682	39.559	47.179	2:20.420
29	153	Manuel DE LA TORR	Eficar Team	54.209	39.851	47.140	2:21.200
30	327	NUNES-CARVALHO	Garagem João Gome	54.329	39.832	47.617	2:21.778
31	154	Albert PECANINS	Skualo Competicion	54.723	40.235	47.449	2:22.407
32	92	Michel MORA	Garagem João Gome	55.061	40.171	47.233	2:22.465
33	167	NEVES-ANTUNES	Trisport Race	54.873	40.213	47.995	2:23.081
34	103	Luis SOUSA	RP Motorsport	54.972	40.369	48.157	2:23.498



## HISTORIC ENDURANCE RACE 1 IDEAL LAP

<b>Ord.</b>	<b>#</b>	<b>Piloto</b>	<b>Club</b>	<b>S1</b>	<b>S2</b>	<b>S3</b>	<b>Vuelta ideal</b>
35	221	Alberto VELEZ	Garagem João Gome	55.915	41.160	49.667	2:26.742
36	545	François GUERIN	RP Motorsport	56.641	41.422	49.228	2:27.291
37	50	BEVILACQUA-MAG	Veiga Motorsport	56.597	41.542	49.303	2:27.442
38	23	Vincent TOURNEUR	Vincent Tourneur	57.085	42.048	49.067	2:28.200