

d8

CPV / IBERIAN SUPERCARS (TCR + TC + GTC) QUALIFYING PRACTICE 1 PROVISIONAL RESULTS

CONDICIONES ATMOSFERICAS: **Soleado**

ESTADO DE LA PISTA: **Seca**

Ord.	#	Piloto	Licencia	Club	Marca	NV	VR	Tiempo	Gap	Intv	VMax
1	78	Aubrey HALL	GBR	Tockwith Motorsports	Ginetta	6	5	1:54.834	----	----	209,5
2	37	Jemma MOORE	GBR	Tockwith Motorsports	Ginetta	6	4	1:55.016	0.182	0.182	198,0
3	165	x Alvaro VELA	ESP	Chefo Sport	Ligier	5	5	1:55.253	0.419	0.237	199,4
4	59	r Daniel TEIXEIRA	POR	JT59 Racing Team	Hyundai	6	6	1:55.619	0.785	0.366	204,0
5	33	u Rui MIRITTA	POR	Monteiros Competições	Porsche	5	4	1:56.642	1.808	1.023	204,5
6	90	x Andrius ZEMAITIS	POR	Speedy Motorsport	Porsche	3	3	1:57.077	2.243	0.435	199,9
7	125	x Tomás P ABREU	GBR	Tockwith Motorsports	Ginetta	6	6	1:58.539	3.705	1.462	201,8
8	69	u Dave BENETT	GBR	Tockwith Motorsports	Porsche	6	5	2:00.233	5.399	1.694	202,6
9	25	x Steve KIRTON	GBR	Tockwith Motorsports	Ginetta	6	5	2:04.303	9.469	4.070	407,6
10	102	c Rodrigo FERREIRA	POR	Monteiros Competição	Ginetta	5	3	2:09.247	14.413	4.944	175,0
11	101	c Ruben SILVA	POR	Monteiros Competição	Ginetta	4	4	2:13.187	18.353	3.940	201,8
12	103	c Henrique V OLIVEIRA	POR	Monteiros Competição	Ginetta	5	4	2:13.769	18.935	0.582	170,9

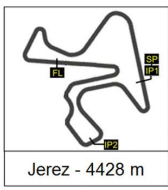
Circuito de Jerez, 25 DE MAYO DE 2024

THE STEWARDS	RACE DIRECTOR	CHIEF TIMING OFFICER
Hora:	Hora:	RESULTADOS PUBLICADOS A LAS 16:44 HORAS

LiveTiming: live.crono-jerez.com

Pág 1 de 1





d8

CPV / IBERIAN SUPERCARS (TCR + TC + GTC) QUALIFYING PRACTICE 1 OFFICIAL RESULTS

CONDICIONES ATMOSFERICAS: **Soleado**

ESTADO DE LA PISTA: **Seca**

Ord.	#	Piloto	Licencia	Club	Marca	NV	VR	Tiempo	Gap	Intv	VMax
1	78	Aubrey HALL	GBR	Tockwith Motorsports	Ginetta	6	5	1:54.834	----	----	209,5
2	37	Jemma MOORE	GBR	Tockwith Motorsports	Ginetta	6	4	1:55.016	0.182	0.182	198,0
3	165	x Alvaro VELA	ESP	Chefo Sport	Ligier	5	5	1:55.253	0.419	0.237	199,4
4	59	r Daniel TEIXEIRA	POR	JT59 Racing Team	Hyundai	6	6	1:55.619	0.785	0.366	204,0
5	33	u Rui MIRITTA	POR	Monteiros Competições	Porsche	5	4	1:56.642	1.808	1.023	204,5
6	90	x Andrius ZEMAITIS	POR	Speedy Motorsport	Porsche	3	3	1:57.077	2.243	0.435	199,9
7	125	x Tomás P ABREU	GBR	Tockwith Motorsports	Ginetta	6	6	1:58.539	3.705	1.462	201,8
8	69	u Dave BENETT	GBR	Tockwith Motorsports	Porsche	6	5	2:00.233	5.399	1.694	202,6
9	25	x Steve KIRTON	GBR	Tockwith Motorsports	Ginetta	6	5	2:04.303	9.469	4.070	407,6
10	102	c Rodrigo FERREIRA	POR	Monteiros Competição	Ginetta	5	3	2:09.247	14.413	4.944	175,0
11	101	c Ruben SILVA	POR	Monteiros Competição	Ginetta	4	4	2:13.187	18.353	3.940	201,8
12	103	c Henrique V OLIVEIRA	POR	Monteiros Competição	Ginetta	5	4	2:13.769	18.935	0.582	170,9

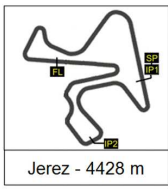
Circuito de Jerez, 25 DE MAYO DE 2024

THE STEWARDS	RACE DIRECTOR	CHIEF TIMING OFFICER
Hora:	Hora:	RESULTADOS PUBLICADOS A LAS 16:44 HORAS

LiveTiming: live.crono-jerez.com

Pág 1 de 1





d9

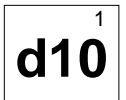
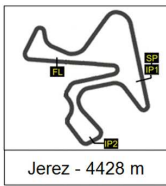
**CPV / IBERIAN SUPERCARS (TCR + TC + GTC)
QUALIFYING PRACTICE 1
LAP BY LAP**

Vuelta	25	33	37	59	69	78	90	101	102	103	125	165
1	2:33.932	2:16.877	2:11.659	2:27.063	2:22.799	2:17.650	2:26.570	2:33.063	2:38.606	2:33.563	2:36.108	2:19.741
2	2:14.261	PIT EXIT	1:56.640	2:13.168	2:01.607	2:00.157	1:58.928	2:44.576	2:13.233	2:16.301	2:11.016	2:00.141
3	2:07.282	2:01.639	1:55.084	1:56.097	2:01.815	1:56.129	1:57.077*	2:13.514	2:09.247*	2:14.382	2:03.183	1:56.469
4	2:05.871	1:56.642*	1:55.016*	2:11.448	2:01.468	1:55.643		2:13.187*	2:16.719	2:13.769*	1:59.849	1:55.824
5	2:04.303*	1:57.893	PIT EXIT	2:00.706	2:00.233*	1:54.834*			2:09.334	2:14.044	1:59.406	1:55.253*
6	2:04.703		2:05.678	1:55.619*	2:02.367	1:55.169					1:58.539*	

LiveTiming: live.crono-jerez.com

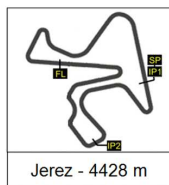
Pág 1 de 1





CPV / IBERIAN SUPERCARS (TCR + TC + GTC) QUALIFYING PRACTICE 1 ANALYSIS

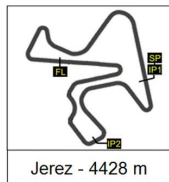
Número	25		33		37		59		69		78		90		
	Vta	Sector	Vuelta	Sector	Vuelta	Sector	Vuelta	Sector	Vuelta	Sector	Vuelta	Sector	Vuelta		
1	IP1	1:03.44	1:03.447	52.757	52.757	51.917	51.917	59.636	59.636	59.458	59.458	56.469	56.469	1:01.91	1:01.916
	IP2	42.910	1:46.357	37.578	1:30.335	38.274	1:30.191	40.648	1:40.284	39.619	1:39.077	38.284	1:34.753	38.446	1:40.362
	FL	47.575	2:33.932	46.542	2:16.877	41.468	2:11.659	46.779	2:27.063	43.722	2:22.799	42.897	2:17.650	46.208	2:26.570
2	IP1	53.555	53.555	50.498	50.498	45.296	45.296	55.125	55.125	47.351	47.351	46.891	46.891	46.340	46.340
	IP2	38.076	1:31.631	38.010	1:28.508	32.566	1:17.862	36.772	1:31.897	34.233	1:21.584	34.064	1:20.955	33.161	1:19.501
	FL	42.630	2:14.261	3:54.38	PIT EXIT	38.778	1:56.640	41.271	2:13.168	40.023	2:01.607	39.202	2:00.157	39.427	1:58.928
3	IP1	48.897	48.897	49.270	49.270	44.260	44.260	44.773	44.773	46.711	46.711	44.573	44.573	45.052	45.052
	IP2	36.237	1:25.134	33.338	1:22.608	32.254	1:16.514	32.485	1:17.258	35.031	1:21.742	32.904	1:17.477	32.887	1:17.939
	FL	42.148	2:07.282	39.031	2:01.639	38.570	1:55.084	38.839	1:56.097	40.073	2:01.815	38.652	1:56.129	39.138	1:57.077
4	IP1	48.692	48.692	45.031	45.031	44.385	44.385	52.435	52.435	46.602	46.602	43.975	43.975	47.513	47.513
	IP2	35.847	1:24.539	32.581	1:17.612	32.322	1:16.707	36.905	1:29.340	34.169	1:20.771	32.808	1:16.783	36.937	1:24.450
	FL	41.332	2:05.871	39.030	1:56.642	38.309	1:55.016	42.108	2:11.448	40.697	2:01.468	38.860	1:55.643		-----
5	IP1	47.974	47.974	45.554	45.554	45.989	45.989	44.284	44.284	46.357	46.357	44.041	44.041		
	IP2	34.943	1:22.917	32.861	1:18.415	32.459	1:18.448	34.549	1:18.833	33.944	1:20.301	32.681	1:16.722		
	FL	41.386	2:04.303	39.478	1:57.893	1:46.88	PIT EXIT	41.873	2:00.706	39.932	2:00.233	38.112	1:54.834		
6	IP1	47.699	47.699			47.011	47.011	44.293	44.293	46.478	46.478	43.928	43.928		
	IP2	35.214	1:22.913			38.694	1:25.705	32.543	1:16.836	34.107	1:20.585	32.370	1:16.298		
	FL	41.790	2:04.703		-----	39.973	2:05.678	38.783	1:55.619	41.782	2:02.367	38.871	1:55.169		



2
d10

CPV / IBERIAN SUPERCARS (TCR + TC + GTC) QUALIFYING PRACTICE 1 ANALYSIS

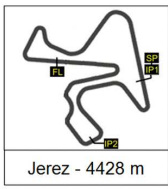
Número	101		102		103		125		165		0		0	
	Vta	Sector	Vuelta	Sector	Vuelta	Sector	Vuelta	Sector	Vuelta	Sector	Vuelta	Sector	Vuelta	
1	IP1	1:01.50	1:01.509	1:06.57	1:06.577	1:02.32	1:02.326	1:05.05	1:05.055	58.402	58.402			
	IP2	43.255	1:44.764	44.776	1:51.353	42.537	1:44.863	44.056	1:49.111	38.167	1:36.569			
	FL	48.299	2:33.063	47.253	2:38.606	48.700	2:33.563	46.997	2:36.108	43.172	2:19.741			
2	IP1	52.394	52.394	50.954	50.954	52.904	52.904	51.317	51.317	46.264	46.264			
	IP2	1:05.65	1:58.050	37.643	1:28.597	38.162	1:31.066	37.397	1:28.714	34.305	1:20.569			
	FL	46.526	2:44.576	44.636	2:13.233	45.235	2:16.301	42.302	2:11.016	39.572	2:00.141			
3	IP1	51.504	51.504	49.191	49.191	51.365	51.365	47.432	47.432	44.822	44.822			
	IP2	37.928	1:29.432	36.281	1:25.472	38.164	1:29.529	34.749	1:22.181	32.749	1:17.571			
	FL	44.082	2:13.514	43.775	2:09.247	44.853	2:14.382	41.002	2:03.183	38.898	1:56.469			
4	IP1	51.412	51.412	49.621	49.621	51.565	51.565	46.060	46.060	44.360	44.360			
	IP2	37.433	1:28.845	38.183	1:27.804	37.375	1:28.940	34.027	1:20.087	32.504	1:16.864			
	FL	44.342	2:13.187	48.915	2:16.719	44.829	2:13.769	39.762	1:59.849	38.960	1:55.824			
5	IP1	51.186	51.186	49.515	49.515	51.118	51.118	45.672	45.672	44.061	44.061			
	IP2	37.053	1:28.239	36.356	1:25.871	37.341	1:28.459	33.756	1:19.428	32.508	1:16.569			
	FL		-----	43.463	2:09.334	45.585	2:14.044	39.978	1:59.406	38.684	1:55.253			
6	IP1			48.884	48.884	51.147	51.147	45.223	45.223	55.882	55.882			
	IP2			35.931	1:24.815			33.298	1:18.521	39.611	1:35.493			
	FL				-----			40.018	1:58.539		-----			



d11

**CPV / IBERIAN SUPERCARS (TCR + TC + GTC)
QUALIFYING PRACTICE 1
40 BEST LAPS**

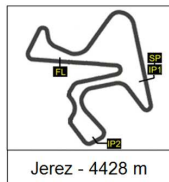
Dorsal	Piloto	Nat	Equipo	Maq.	Hora	Vuelta	Tiempo
78	Aubrey HALL	GBR	Tockwith Motorsports	Ginetta	15:30:53	5	1:54.834
37	Jemma MOORE	GBR	Tockwith Motorsports	Ginetta	15:28:16	4	1:55.016
37	Jemma MOORE	GBR	Tockwith Motorsports	Ginetta	15:26:21	3	1:55.084
78	Aubrey HALL	GBR	Tockwith Motorsports	Ginetta	15:32:48	6	1:55.169
165	Alvaro VELA	ESP	Chefo Sport	Ligier	15:30:28	5	1:55.253
59	Daniel TEIXEIRA	POR	JT59 Racing Team	Hyundai	15:33:08	6	1:55.619
78	Aubrey HALL	GBR	Tockwith Motorsports	Ginetta	15:28:58	4	1:55.643
165	Alvaro VELA	ESP	Chefo Sport	Ligier	15:28:32	4	1:55.824
59	Daniel TEIXEIRA	POR	JT59 Racing Team	Hyundai	15:26:60	3	1:56.097
78	Aubrey HALL	GBR	Tockwith Motorsports	Ginetta	15:27:03	3	1:56.129
165	Alvaro VELA	ESP	Chefo Sport	Ligier	15:26:37	3	1:56.469
37	Jemma MOORE	GBR	Tockwith Motorsports	Ginetta	15:24:26	2	1:56.640
33	Rui MIRITTA	POR	Monteiros Competições	Porsche	15:31:54	4	1:56.642
90	Andrius ZEMAITIS	POR	Speedy Motorsport	Porsche	15:26:47	3	1:57.077
33	Rui MIRITTA	POR	Monteiros Competições	Porsche	15:33:52	5	1:57.893
125	Tomás P ABREU	GBR	Tockwith Motorsports	Ginetta	15:33:16	6	1:58.539
90	Andrius ZEMAITIS	POR	Speedy Motorsport	Porsche	15:24:50	2	1:58.928
125	Tomás P ABREU	GBR	Tockwith Motorsports	Ginetta	15:31:18	5	1:59.406
125	Tomás P ABREU	GBR	Tockwith Motorsports	Ginetta	15:29:18	4	1:59.849
165	Alvaro VELA	ESP	Chefo Sport	Ligier	15:24:40	2	2:00.141
78	Aubrey HALL	GBR	Tockwith Motorsports	Ginetta	15:25:06	2	2:00.157
69	Dave BENETT	GBR	Tockwith Motorsports	Porsche	15:30:59	5	2:00.233
59	Daniel TEIXEIRA	POR	JT59 Racing Team	Hyundai	15:31:12	5	2:00.706
69	Dave BENETT	GBR	Tockwith Motorsports	Porsche	15:28:58	4	2:01.468
69	Dave BENETT	GBR	Tockwith Motorsports	Porsche	15:24:55	2	2:01.607
33	Rui MIRITTA	POR	Monteiros Competições	Porsche	15:29:57	3	2:01.639
69	Dave BENETT	GBR	Tockwith Motorsports	Porsche	15:26:57	3	2:01.815
69	Dave BENETT	GBR	Tockwith Motorsports	Porsche	15:33:01	6	2:02.367
125	Tomás P ABREU	GBR	Tockwith Motorsports	Ginetta	15:27:19	3	2:03.183
25	Steve KIRTON	GBR	Tockwith Motorsports	Ginetta	15:31:39	5	2:04.303
25	Steve KIRTON	GBR	Tockwith Motorsports	Ginetta	15:33:43	6	2:04.703
37	Jemma MOORE	GBR	Tockwith Motorsports	Ginetta	15:33:27	6	2:05.678
25	Steve KIRTON	GBR	Tockwith Motorsports	Ginetta	15:29:34	4	2:05.871
25	Steve KIRTON	GBR	Tockwith Motorsports	Ginetta	15:27:28	3	2:07.282
102	Rodrigo FERREIRA	POR	Monteiros Competição	Ginetta	15:27:49	3	2:09.247
102	Rodrigo FERREIRA	POR	Monteiros Competição	Ginetta	15:32:15	5	2:09.334
125	Tomás P ABREU	GBR	Tockwith Motorsports	Ginetta	15:25:15	2	2:11.016
59	Daniel TEIXEIRA	POR	JT59 Racing Team	Hyundai	15:29:12	4	2:11.448
37	Jemma MOORE	GBR	Tockwith Motorsports	Ginetta	15:22:29	1	2:11.659
59	Daniel TEIXEIRA	POR	JT59 Racing Team	Hyundai	15:25:04	2	2:13.168



d12

**CPV / IBERIAN SUPERCARS (TCR + TC + GTC)
QUALIFYING PRACTICE 1
TOP FIVE LAPS**

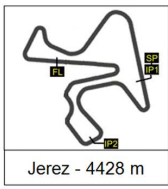
Piloto	Nat	Equipo	Top Five Laps				
78 Aubrey HALL	GBR	Tockwith Motorsports	1:54.834	1:55.169	1:55.643	1:56.129	2:00.157
37 Jemma MOORE	GBR	Tockwith Motorsports	1:55.016	1:55.084	1:56.640	2:05.678	2:11.659
165 Alvaro VELA	ESP	Chefo Sport	1:55.253	1:55.824	1:56.469	2:00.141	2:19.741
59 Daniel TEIXEIRA	POR	JT59 Racing Team	1:55.619	1:56.097	2:00.706	2:11.448	2:13.168
33 Rui MIRITTA	POR	Monteiros Competições	1:56.642	1:57.893	2:01.639	2:16.877	PIT EXIT
90 Andrius ZEMAITIS	POR	Speedy Motorsport	1:57.077	1:58.928	2:26.570	PIT EXIT	
125 Tomás P ABREU	GBR	Tockwith Motorsports	1:58.539	1:59.406	1:59.849	2:03.183	2:11.016
69 Dave BENETT	GBR	Tockwith Motorsports	2:00.233	2:01.468	2:01.607	2:01.815	2:02.367
25 Steve KIRTON	GBR	Tockwith Motorsports	2:04.303	2:04.703	2:05.871	2:07.282	2:14.261
102 Rodrigo FERREIRA	POR	Monteiros Competição	2:09.247	2:09.334	2:13.233	2:16.719	2:38.606
101 Ruben SILVA	POR	Monteiros Competição	2:13.187	2:13.514	2:33.063	2:44.576	PIT EXIT
103 Henrique V OLIVEIRA	POR	Monteiros Competição	2:13.769	2:14.044	2:14.382	2:16.301	2:33.563



d13

**CPV / IBERIAN SUPERCARS (TCR + TC + GTC)
QUALIFYING PRACTICE 1
40 BEST MAXIMUM SPEEDS**

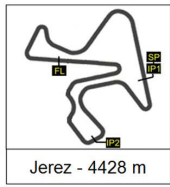
Dorsal	Piloto	Nat	Equipo	Maq.	Hora	Vuelta	Vmax
78	Aubrey HALL	GBR	Tockwith Motorsports	Ginetta	15:23:53	1	209,5
33	Rui MIRITTA	POR	Monteiros Competições	Porsche	15:32:40	4	204,5
33	Rui MIRITTA	POR	Monteiros Competições	Porsche	15:30:42	3	204,2
59	Daniel TEIXEIRA	POR	JT59 Racing Team	Hyundai	15:29:56	4	204,0
59	Daniel TEIXEIRA	POR	JT59 Racing Team	Hyundai	15:31:57	5	203,4
59	Daniel TEIXEIRA	POR	JT59 Racing Team	Hyundai	15:25:49	2	203,1
69	Dave BENETT	GBR	Tockwith Motorsports	Porsche	15:33:48	6	202,6
69	Dave BENETT	GBR	Tockwith Motorsports	Porsche	15:29:45	4	202,6
69	Dave BENETT	GBR	Tockwith Motorsports	Porsche	15:31:45	5	202,2
125	Tomás P ABREU	GBR	Tockwith Motorsports	Ginetta	15:34:01	6	201,8
69	Dave BENETT	GBR	Tockwith Motorsports	Porsche	15:23:41	1	201,6
78	Aubrey HALL	GBR	Tockwith Motorsports	Ginetta	15:33:32	6	201,6
78	Aubrey HALL	GBR	Tockwith Motorsports	Ginetta	15:27:46	3	201,6
33	Rui MIRITTA	POR	Monteiros Competições	Porsche	15:28:45	2	201,5
78	Aubrey HALL	GBR	Tockwith Motorsports	Ginetta	15:31:37	5	201,3
78	Aubrey HALL	GBR	Tockwith Motorsports	Ginetta	15:25:51	2	201,2
69	Dave BENETT	GBR	Tockwith Motorsports	Porsche	15:27:43	3	201,2
125	Tomás P ABREU	GBR	Tockwith Motorsports	Ginetta	15:32:03	5	201,0
69	Dave BENETT	GBR	Tockwith Motorsports	Porsche	15:25:42	2	201,0
78	Aubrey HALL	GBR	Tockwith Motorsports	Ginetta	15:29:42	4	200,4
125	Tomás P ABREU	GBR	Tockwith Motorsports	Ginetta	15:30:04	4	200,2
90	Andrius ZEMAITIS	POR	Speedy Motorsport	Porsche	15:25:35	2	199,9
165	Alvaro VELA	ESP	Chefo Sport	Ligier	15:29:16	4	199,4
90	Andrius ZEMAITIS	POR	Speedy Motorsport	Porsche	15:23:38	1	199,2
125	Tomás P ABREU	GBR	Tockwith Motorsports	Ginetta	15:26:03	2	198,9
125	Tomás P ABREU	GBR	Tockwith Motorsports	Ginetta	15:28:05	3	198,9
165	Alvaro VELA	ESP	Chefo Sport	Ligier	15:27:21	3	198,3
37	Jemma MOORE	GBR	Tockwith Motorsports	Ginetta	15:23:14	1	198,0
37	Jemma MOORE	GBR	Tockwith Motorsports	Ginetta	15:27:05	3	197,4
165	Alvaro VELA	ESP	Chefo Sport	Ligier	15:25:25	2	197,3
37	Jemma MOORE	GBR	Tockwith Motorsports	Ginetta	15:25:010	2	196,9
37	Jemma MOORE	GBR	Tockwith Motorsports	Ginetta	15:32:08	5	196,8
165	Alvaro VELA	ESP	Chefo Sport	Ligier	15:23:26	1	196,6
37	Jemma MOORE	GBR	Tockwith Motorsports	Ginetta	15:29:02	4	195,3
37	Jemma MOORE	GBR	Tockwith Motorsports	Ginetta	15:34:12	6	194,7
25	Steve KIRTON	GBR	Tockwith Motorsports	Ginetta	15:28:17	3	194,1
25	Steve KIRTON	GBR	Tockwith Motorsports	Ginetta	15:30:22	4	193,3
125	Tomás P ABREU	GBR	Tockwith Motorsports	Ginetta	15:23:56	1	193,3
25	Steve KIRTON	GBR	Tockwith Motorsports	Ginetta	15:32:26	5	192,5
25	Steve KIRTON	GBR	Tockwith Motorsports	Ginetta	15:26:10	2	191,7



d14

**CPV / IBERIAN SUPERCARS (TCR + TC + GTC)
QUALIFYING PRACTICE 1
TOP FIVE MAXIMUM SPEEDS**

Piloto	Nat	Equipo	Top Five Vmax				
78 Aubrey HALL	GBR	Tockwith Motorsports	209,5	201,6	201,6	201,3	201,2
33 Rui MIRITTA	POR	Monteiros Competições	204,5	204,2	201,5	178,2	140,2
59 Daniel TEIXEIRA	POR	JT59 Racing Team	204,0	203,4	203,1	173,1	168,9
69 Dave BENETT	GBR	Tockwith Motorsports	202,6	202,6	202,2	201,6	201,2
125 Tomás P ABREU	GBR	Tockwith Motorsports	201,8	201,0	200,2	198,9	198,9
90 Andrius ZEMAITIS	POR	Speedy Motorsport	199,9	199,2	163,2	114,1	
165 Alvaro VELA	ESP	Chefo Sport	199,4	198,3	197,3	196,6	176,0
37 Jemma MOORE	GBR	Tockwith Motorsports	198,0	197,4	196,9	196,8	195,3
25 Steve KIRTON	GBR	Tockwith Motorsports	194,1	193,3	192,5	191,7	186,7
102 Rodrigo FERREIRA	POR	Monteiros Competição	175,0	173,7	173,7	173,5	172,2
103 Henrique V OLIVEIRA	POR	Monteiros Competição	170,9	170,3	169,1	168,7	168,6
101 Ruben SILVA	POR	Monteiros Competição	170,5	169,5	169,5	169,1	140,6



CPV / SUPERCARS (TCR+TC+GTC) QUALIFYING PRACTICE 1 IDEAL LAP

Ord.	#	Piloto	Club	S1	S2	S3	Vuelta ideal
1	78	Aubrey HALL	Tockwith Motorsports	43.928	32.370	38.112	1:54.410
2	37	Jemma MOORE	Tockwith Motorsports	44.260	32.254	38.309	1:54.823
3	165	Alvaro VELA	Chefo Sport	44.061	32.504	38.684	1:55.249
4	59	Daniel TEIXEIRA	JT59 Racing Team	44.284	32.485	38.783	1:55.552
5	33	Rui MIRITTA	Monteiros Competiçõ	45.031	32.581	39.030	1:56.642
6	90	Andrius ZEMAITIS	Speedy Motorsport	45.052	32.887	39.138	1:57.077
7	125	Tomás P ABREU	Tockwith Motorsports	44.950	33.298	39.762	1:58.010
8	69	Dave BENETT	Tockwith Motorsports	46.357	33.944	39.932	2:00.233
9	25	Steve KIRTON	Tockwith Motorsports	47.699	34.943	41.332	2:03.974
10	103	Rodrigo FERREIRA	Monteiros Competiçã	48.884	35.931	43.463	2:08.278
11	101	Ruben SILVA	Monteiros Competiçã	51.186	37.053	44.082	2:12.321
12	102	Henrique V OLIVEIR	Monteiros Competiçã	51.118	37.341	44.829	2:13.288