

d15

CPV / IBERIAN SUPERCARS (TCR + TC + GTC) QUALIFYING PRACTICE 2 PROVISIONAL RESULTS

CONDICIONES ATMOSFERICAS: **Soleado**

ESTADO DE LA PISTA: **Seca**

Ord.	#	Piloto	Licencia	Club	Marca	NV	VR	Tiempo	Gap	Intv	VMax
1	59	r Daniel TEIXEIRA	POR	JT59 Racing Team	Hyundai	6	5	1:55.112	----	----	205,6
2	37	Fábio MOTA	GBR	Tockwith Motorsports	Ginetta	8	8	1:55.152	0.040	0.040	195,7
3	69	u Marcus FOTHERGILL	GBR	Tockwith Motorsports	Porsche	8	8	1:55.242	0.130	0.090	206,4
4	33	u Rui MIRITTA	POR	Monteiros Competições	Porsche	7	6	1:55.945	0.833	0.703	204,8
5	165	x Sebastien VILLADARY	ESP	Chefo Sport	Ligier	8	6	1:56.382	1.270	0.437	200,1
6	90	x Andrius ZEMAITIS	POR	Speedy Motorsport	Porsche	6	2	1:57.625	2.513	1.243	200,1
7	125	x Simon MOORE	GBR	Tockwith Motorsports	Ginetta	4	2	1:58.359	3.247	0.734	198,1
8	25	x Jonathan ELSWORTH	GBR	Tockwith Motorsports	Ginetta	8	8	1:58.426	3.314	0.067	195,7
9	78	Marmaduke HALL	GBR	Tockwith Motorsports	Ginetta	1	1	2:02.869	7.757	4.443	200,4
10	102	c João OLIVEIRA	POR	Monteiros Competição	Ginetta	7	6	2:08.170	13.058	5.301	174,1
11	101	c Henrique M OLIVEIRA	POR	Monteiros Competição	Ginetta	3	3	2:14.390	19.278	6.220	170,7
12	103	c Rodrigo SANTOS	POR	Monteiros Competição	Ginetta	5	5	2:24.419	29.308	10.030	166,4

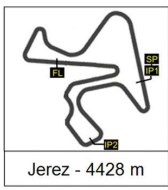
Circuito de Jerez, 25 DE MAYO DE 2024

THE STEWARDS	RACE DIRECTOR	CHIEF TIMING OFFICER
Hora:	Hora:	RESULTADOS PUBLICADOS A LAS 16:11 HORAS

LiveTiming: live.crono-jerez.com

Pág 1 de 1





d15

CPV / IBERIAN SUPERCARS (TCR + TC + GTC) QUALIFYING PRACTICE 2 OFFICIAL RESULTS

CONDICIONES ATMOSFERICAS: **Soleado**

ESTADO DE LA PISTA: **Seca**

Ord.	#	Piloto	Licencia	Club	Marca	NV	VR	Tiempo	Gap	Intv	VMax
1	59	r Daniel TEIXEIRA	POR	JT59 Racing Team	Hyundai	6	5	1:55.112	----	----	205,6
2	37	Fábio MOTA	GBR	Tockwith Motorsports	Ginetta	8	8	1:55.152	0.040	0.040	195,7
3	69	u Marcus FOTHERGILL	GBR	Tockwith Motorsports	Porsche	8	8	1:55.242	0.130	0.090	206,4
4	33	u Rui MIRITTA	POR	Monteiros Competições	Porsche	7	6	1:55.945	0.833	0.703	204,8
5	165	x Sebastien VILLADARY	ESP	Chefo Sport	Ligier	8	6	1:56.382	1.270	0.437	200,1
6	90	x Andrius ZEMAITIS	POR	Speedy Motorsport	Porsche	6	2	1:57.625	2.513	1.243	200,1
7	125	x Simon MOORE	GBR	Tockwith Motorsports	Ginetta	4	2	1:58.359	3.247	0.734	198,1
8	25	x Jonathan ELSWORTH	GBR	Tockwith Motorsports	Ginetta	8	8	1:58.426	3.314	0.067	195,7
9	78	Marmaduke HALL	GBR	Tockwith Motorsports	Ginetta	1	1	2:02.869	7.757	4.443	200,4
10	102	c João OLIVEIRA	POR	Monteiros Competição	Ginetta	7	6	2:08.170	13.058	5.301	174,1
11	101	c Henrique M OLIVEIRA	POR	Monteiros Competição	Ginetta	3	3	2:14.390	19.278	6.220	170,7
12	103	c Rodrigo SANTOS	POR	Monteiros Competição	Ginetta	5	5	2:24.419	29.308	10.030	166,4

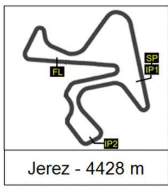
Circuito de Jerez, 25 DE MAYO DE 2024

THE STEWARDS	RACE DIRECTOR	CHIEF TIMING OFFICER
Hora:	Hora:	RESULTADOS PUBLICADOS A LAS 16:11 HORAS

LiveTiming: live.crono-jerez.com

Pág 1 de 1

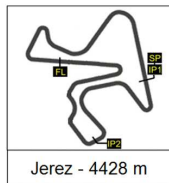




d16

CPV / IBERIAN SUPERCARS (TCR + TC + GTC) QUALIFYING PRACTICE 2 LAP BY LAP

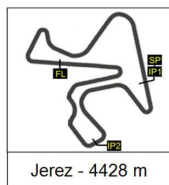
Vuelta	25	33	37	59	69	78	90	101	102	103	125	165
1	2:17.576	2:06.072	2:07.793	2:23.090	2:13.653	2:02.869*	2:10.613	2:25.676	2:19.623	2:26.560	2:07.437	2:09.889
2	2:01.708	1:58.268	1:55.977	2:05.785	1:56.881		1:57.625*	2:15.614	2:13.068	PIT EXIT	1:58.359*	1:57.777
3	2:03.214	PIT EXIT	1:55.607	PIT EXIT	1:56.464		2:00.016	2:14.390*	PIT EXIT	2:29.528	PIT EXIT	1:58.661
4	PIT EXIT	2:01.514	PIT EXIT	2:10.033	PIT EXIT		PIT EXIT		2:22.250	2:25.251	2:08.428	PIT EXIT
5	2:09.276	1:58.378	2:10.710	1:55.112*	2:11.520		2:10.076		2:11.144	2:24.419*		2:03.847
6	1:58.798	1:55.945*	1:55.210	PIT EXIT	1:55.675		1:58.248		2:08.170*			1:56.382*
7	2:02.950	1:57.102	2:06.501		1:56.900				2:08.563			1:57.256
8	1:58.426*		1:55.152*		1:55.242*							1:57.137



1
d17

CPV / IBERIAN SUPERCARS (TCR + TC + GTC) QUALIFYING PRACTICE 2 ANALYSIS

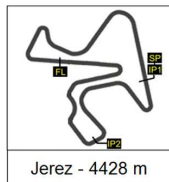
Número	25		33		37		59		69		78		90		
	Vta	Sector	Vuelta	Sector	Vuelta	Sector	Vuelta	Sector	Vuelta	Sector	Vuelta	Sector	Vuelta		
1	IP1	55.963	55.963	51.339	51.339	53.335	53.335	57.843	57.843	52.011	52.011	48.823	48.823	52.171	52.171
	IP2	38.591	1:34.554	34.890	1:26.229	34.216	1:27.551	41.898	1:39.741	40.123	1:32.134	34.484	1:23.307	36.668	1:28.839
	FL	43.022	2:17.576	39.843	2:06.072	40.242	2:07.793	43.349	2:23.090	41.519	2:13.653	39.562	2:02.869	41.774	2:10.613
2	IP1	46.915	46.915	46.061	46.061	44.580	44.580	44.180	44.180	44.880	44.880	45.360	45.360	44.955	44.955
	IP2	34.267	1:21.182	33.007	1:19.068	32.283	1:16.863	32.429	1:16.609	32.822	1:17.702			33.070	1:18.025
	FL	40.526	2:01.708	39.200	1:58.268	39.114	1:55.977	49.176	2:05.785	39.179	1:56.881			39.600	1:57.625
3	IP1	46.100	46.100	44.678	44.678	44.333	44.333	49.019	49.019	44.680	44.680			45.080	45.080
	IP2	33.770	1:19.870	32.691	1:17.369	32.338	1:16.671	42.706	1:31.725	33.158	1:17.838			33.458	1:18.538
	FL	43.344	2:03.214	5:14.67	PIT EXIT	38.936	1:55.607	3:53.38	PIT EXIT	38.626	1:56.464			41.478	2:00.016
4	IP1	50.757	50.757	49.481	49.481	44.333	44.333	52.876	52.876	48.495	48.495			50.189	50.189
	IP2	40.144	1:30.901	33.025	1:22.506	38.488	1:22.821	35.513	1:28.389	46.568	1:35.063			46.928	1:37.117
	FL	3:38.71	PIT EXIT	39.008	2:01.514	4:20.89	PIT EXIT	41.644	2:10.033	3:56.67	PIT EXIT			3:15.82	PIT EXIT
5	IP1	52.243	52.243	44.722	44.722	50.640	50.640	44.103	44.103	50.587	50.587			54.418	54.418
	IP2	35.195	1:27.438	32.745	1:17.467	36.061	1:26.701	32.166	1:16.269	38.968	1:29.555			34.704	1:29.122
	FL	41.838	2:09.276	40.911	1:58.378	44.009	2:10.710	38.843	1:55.112	41.966	2:11.520			40.954	2:10.076
6	IP1	45.937	45.937	44.524	44.524	44.233	44.233	44.086	44.086	44.506	44.506			45.286	45.286
	IP2	33.295	1:19.232	32.662	1:17.186	32.173	1:16.406	33.204	1:17.290	32.782	1:17.288			33.296	1:18.582
	FL	39.566	1:58.798	38.759	1:55.945	38.804	1:55.210	1:00.12	PIT EXIT	38.387	1:55.675			39.667	1:58.248
7	IP1	47.262	47.262	45.301	45.301	45.656	45.656	1:01.54	1:01.548	45.137	45.137			45.367	45.367
	IP2	33.925	1:21.187	32.760	1:18.061	38.296	1:23.952	45.654	1:47.202	32.988	1:18.125			36.054	1:21.421
	FL	41.763	2:02.950	39.041	1:57.102	42.549	2:06.501			38.775	1:56.900				
8	IP1	45.322	45.322			44.110	44.110			44.254	44.254				
	IP2	33.201	1:18.523			32.167	1:16.277			32.596	1:16.850				
	FL	39.903	1:58.426			38.875	1:55.152			38.392	1:55.242				



2
d17

CPV / IBERIAN SUPERCARS (TCR + TC + GTC) QUALIFYING PRACTICE 2 ANALYSIS

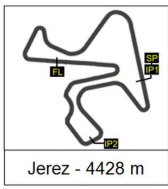
Número	101		102		103		125		165		0		0	
	Vta	Sector	Vuelta	Sector	Vuelta	Sector	Vuelta	Sector	Vuelta	Sector	Vuelta	Sector	Vuelta	
1	IP1	1:00.13	1:00.138	56.225	56.225	58.841	58.841	52.602	52.602	51.679	51.679			
	IP2	39.551	1:39.689	39.149	1:35.374	40.220	1:39.061	34.405	1:27.007	37.130	1:28.809			
	FL	45.987	2:25.676	44.250	2:19.623	47.499	2:26.560	40.431	2:07.437	41.080	2:09.889			
2	IP1	53.161	53.161	51.774	51.774	53.297	53.297	45.244	45.244	45.141	45.141			
	IP2	37.900	1:31.061	36.917	1:28.691	40.501	1:33.798	33.469	1:18.713	33.205	1:18.346			
	FL	44.553	2:15.614	44.377	2:13.068	4:54.78	PIT EXIT	39.646	1:58.359	39.431	1:57.777			
3	IP1	51.876	51.876	49.925	49.925	59.377	59.377	46.386	46.386	44.703	44.703			
	IP2	38.043	1:29.919	38.525	1:28.450	40.741	1:40.118	44.347	1:30.733	33.868	1:18.571			
	FL	44.471	2:14.390	5:03.71	PIT EXIT	49.410	2:29.528	6:10.76	PIT EXIT	40.091	1:58.661			
4	IP1			58.004	58.004	54.648	54.648	49.063	49.063	49.644	49.644			
	IP2			38.778	1:36.782	41.741	1:36.389	37.125	1:26.188	47.725	1:37.369			
	FL		-----	45.468	2:22.250	48.862	2:25.251	42.240	2:08.428	3:33.62	PIT EXIT			
5	IP1			49.931	49.931	54.110	54.110	59.271	59.271	48.921	48.921			
	IP2			37.860	1:27.791	41.274	1:35.384	1:09.27	2:08.541	33.321	1:22.242			
	FL			43.353	2:11.144	49.036	2:24.419		-----	41.605	2:03.847			
6	IP1			49.335	49.335					44.517	44.517			
	IP2			35.740	1:25.075					32.713	1:17.230			
	FL			43.095	2:08.170		-----			39.152	1:56.382			
7	IP1			48.857	48.857					44.945	44.945			
	IP2			35.585	1:24.442					33.088	1:18.033			
	FL			44.121	2:08.563					39.223	1:57.256			
8	IP1									45.208	45.208			
	IP2									32.956	1:18.164			
	FL				-----					38.973	1:57.137			



d18

**CPV / IBERIAN SUPERCARS (TCR + TC + GTC)
QUALIFYING PRACTICE 2
40 BEST LAPS**

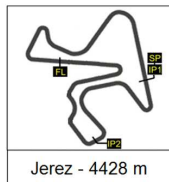
Dorsal	Piloto	Nat	Equipo	Maq.	Hora	Vuelta	Tiempo
59	Daniel TEIXEIRA	POR	JT59 Racing Team	Hyundai	15:59:11	5	1:55.112
37	Fábio MOTA	GBR	Tockwith Motorsports	Ginetta	16:03:56	8	1:55.152
37	Fábio MOTA	GBR	Tockwith Motorsports	Ginetta	15:59:55	6	1:55.210
69	Marcus FOTHERGILL	GBR	Tockwith Motorsports	Porsche	16:03:49	8	1:55.242
37	Fábio MOTA	GBR	Tockwith Motorsports	Ginetta	15:50:05	3	1:55.607
69	Marcus FOTHERGILL	GBR	Tockwith Motorsports	Porsche	15:59:57	6	1:55.675
33	Rui MIRITTA	POR	Monteiros Competições	Porsche	16:01:42	6	1:55.945
37	Fábio MOTA	GBR	Tockwith Motorsports	Ginetta	15:48:09	2	1:55.977
165	Sebastien VILLADARY	ESP	Chefo Sport	Ligier	15:59:26	6	1:56.382
69	Marcus FOTHERGILL	GBR	Tockwith Motorsports	Porsche	15:50:18	3	1:56.464
69	Marcus FOTHERGILL	GBR	Tockwith Motorsports	Porsche	15:48:22	2	1:56.881
69	Marcus FOTHERGILL	GBR	Tockwith Motorsports	Porsche	16:01:54	7	1:56.900
33	Rui MIRITTA	POR	Monteiros Competições	Porsche	16:03:39	7	1:57.102
165	Sebastien VILLADARY	ESP	Chefo Sport	Ligier	16:03:21	8	1:57.137
165	Sebastien VILLADARY	ESP	Chefo Sport	Ligier	16:01:24	7	1:57.256
90	Andrius ZEMAITIS	POR	Speedy Motorsport	Porsche	15:48:18	2	1:57.625
165	Sebastien VILLADARY	ESP	Chefo Sport	Ligier	15:48:16	2	1:57.777
90	Andrius ZEMAITIS	POR	Speedy Motorsport	Porsche	15:59:19	6	1:58.248
33	Rui MIRITTA	POR	Monteiros Competições	Porsche	15:49:15	2	1:58.268
125	Simon MOORE	GBR	Tockwith Motorsports	Ginetta	15:48:13	2	1:58.359
33	Rui MIRITTA	POR	Monteiros Competições	Porsche	15:59:46	5	1:58.378
25	Jonathan ELSWORTH	GBR	Tockwith Motorsports	Ginetta	16:03:54	8	1:58.426
165	Sebastien VILLADARY	ESP	Chefo Sport	Ligier	15:50:15	3	1:58.661
25	Jonathan ELSWORTH	GBR	Tockwith Motorsports	Ginetta	15:59:53	6	1:58.798
90	Andrius ZEMAITIS	POR	Speedy Motorsport	Porsche	15:50:18	3	2:00.016
33	Rui MIRITTA	POR	Monteiros Competições	Porsche	15:57:48	4	2:01.514
25	Jonathan ELSWORTH	GBR	Tockwith Motorsports	Ginetta	15:48:32	2	2:01.708
78	Marmaduke HALL	GBR	Tockwith Motorsports	Ginetta	15:46:54	1	2:02.869
25	Jonathan ELSWORTH	GBR	Tockwith Motorsports	Ginetta	16:01:56	7	2:02.950
25	Jonathan ELSWORTH	GBR	Tockwith Motorsports	Ginetta	15:50:35	3	2:03.214
165	Sebastien VILLADARY	ESP	Chefo Sport	Ligier	15:57:30	5	2:03.847
59	Daniel TEIXEIRA	POR	JT59 Racing Team	Hyundai	15:49:40	2	2:05.785
33	Rui MIRITTA	POR	Monteiros Competições	Porsche	15:47:16	1	2:06.072
37	Fábio MOTA	GBR	Tockwith Motorsports	Ginetta	16:02:01	7	2:06.501
125	Simon MOORE	GBR	Tockwith Motorsports	Ginetta	15:46:14	1	2:07.437
37	Fábio MOTA	GBR	Tockwith Motorsports	Ginetta	15:46:14	1	2:07.793
102	João OLIVEIRA	POR	Monteiros Competição	Ginetta	16:02:48	6	2:08.170
125	Simon MOORE	GBR	Tockwith Motorsports	Ginetta	15:58:03	4	2:08.428
102	João OLIVEIRA	POR	Monteiros Competição	Ginetta	16:04:57	7	2:08.563
25	Jonathan ELSWORTH	GBR	Tockwith Motorsports	Ginetta	15:57:54	5	2:09.276



d19

**CPV / IBERIAN SUPERCARS (TCR + TC + GTC)
QUALIFYING PRACTICE 2
TOP FIVE LAPS**

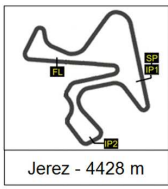
Piloto	Nat	Equipo	Top Five Laps				
59 Daniel TEIXEIRA	POR	JT59 Racing Team	1:55.112	2:05.785	2:10.033	PIT EXIT	2:23.090
37 Fábio MOTA	GBR	Tockwith Motorsports	1:55.152	1:55.210	1:55.607	1:55.977	2:06.501
69 Marcus FOTHERGILL	GBR	Tockwith Motorsports	1:55.242	1:55.675	1:56.464	1:56.881	1:56.900
33 Rui MIRITTA	POR	Monteiros Competições	1:55.945	1:57.102	1:58.268	1:58.378	2:01.514
165 Sebastien VILLADARY	ESP	Chefo Sport	1:56.382	1:57.137	1:57.256	1:57.777	1:58.661
90 Andrius ZEMAITIS	POR	Speedy Motorsport	1:57.625	1:58.248	2:00.016	2:10.076	2:10.613
125 Simon MOORE	GBR	Tockwith Motorsports	1:58.359	2:07.437	2:08.428	PIT EXIT	PIT EXIT
25 Jonathan ELSWORTH	GBR	Tockwith Motorsports	1:58.426	1:58.798	2:01.708	2:02.950	2:03.214
78 Marmaduke HALL	GBR	Tockwith Motorsports	2:02.869	PIT EXIT			
102 João OLIVEIRA	POR	Monteiros Competição	2:08.170	2:08.563	2:11.144	2:13.068	2:19.623
101 Henrique M OLIVEIRA	POR	Monteiros Competição	2:14.390	2:15.614	2:25.676	PIT EXIT	
103 Rodrigo SANTOS	POR	Monteiros Competição	2:24.419	2:25.251	2:26.560	2:29.528	PIT EXIT



d20

**CPV / IBERIAN SUPERCARS (TCR + TC + GTC)
QUALIFYING PRACTICE 2
40 BEST MAXIMUM SPEEDS**

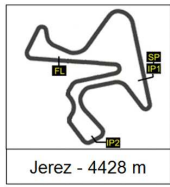
Dorsal	Piloto	Nat	Equipo	Maq.	Hora	Vuelta	Vmax
69	Marcus FOTHERGILL	GBR	Tockwith Motorsports	Porsche	15:58:46	5	206,4
59	Daniel TEIXEIRA	POR	JT59 Racing Team	Hyundai	15:58:00	4	205,6
69	Marcus FOTHERGILL	GBR	Tockwith Motorsports	Porsche	15:47:10	1	205,1
69	Marcus FOTHERGILL	GBR	Tockwith Motorsports	Porsche	16:02:39	7	205,0
59	Daniel TEIXEIRA	POR	JT59 Racing Team	Hyundai	15:48:19	1	204,8
33	Rui MIRITTA	POR	Monteiros Competições	Porsche	15:58:33	4	204,8
59	Daniel TEIXEIRA	POR	JT59 Racing Team	Hyundai	15:59:55	5	204,8
33	Rui MIRITTA	POR	Monteiros Competições	Porsche	15:49:59	2	204,5
69	Marcus FOTHERGILL	GBR	Tockwith Motorsports	Porsche	15:49:07	2	204,3
33	Rui MIRITTA	POR	Monteiros Competições	Porsche	16:00:31	5	204,1
59	Daniel TEIXEIRA	POR	JT59 Racing Team	Hyundai	15:50:29	2	201,2
33	Rui MIRITTA	POR	Monteiros Competições	Porsche	15:48:02	1	201,0
78	Marmaduke HALL	GBR	Tockwith Motorsports	Ginetta	15:47:39	1	200,4
90	Andrius ZEMAITIS	POR	Speedy Motorsport	Porsche	15:47:05	1	200,1
165	Sebastien VILLADARY	ESP	Chefo Sport	Ligier	15:58:14	5	200,1
165	Sebastien VILLADARY	ESP	Chefo Sport	Ligier	16:00:11	6	200,1
165	Sebastien VILLADARY	ESP	Chefo Sport	Ligier	15:49:01	2	199,9
69	Marcus FOTHERGILL	GBR	Tockwith Motorsports	Porsche	16:00:42	6	199,7
33	Rui MIRITTA	POR	Monteiros Competições	Porsche	15:56:36	3	199,4
90	Andrius ZEMAITIS	POR	Speedy Motorsport	Porsche	15:58:06	5	199,1
78	Marmaduke HALL	GBR	Tockwith Motorsports	Ginetta	15:45:40	0	198,7
90	Andrius ZEMAITIS	POR	Speedy Motorsport	Porsche	15:49:03	2	198,6
165	Sebastien VILLADARY	ESP	Chefo Sport	Ligier	16:02:09	7	198,6
165	Sebastien VILLADARY	ESP	Chefo Sport	Ligier	15:47:04	1	198,3
125	Simon MOORE	GBR	Tockwith Motorsports	Ginetta	15:44:59	0	198,1
165	Sebastien VILLADARY	ESP	Chefo Sport	Ligier	15:56:15	4	197,9
90	Andrius ZEMAITIS	POR	Speedy Motorsport	Porsche	15:45:02	0	197,3
90	Andrius ZEMAITIS	POR	Speedy Motorsport	Porsche	16:00:05	6	197,3
125	Simon MOORE	GBR	Tockwith Motorsports	Ginetta	15:46:59	1	197,1
25	Jonathan ELSWORTH	GBR	Tockwith Motorsports	Ginetta	16:02:41	7	195,7
37	Fábio MOTA	GBR	Tockwith Motorsports	Ginetta	16:02:45	7	195,7
37	Fábio MOTA	GBR	Tockwith Motorsports	Ginetta	15:58:44	5	195,6
25	Jonathan ELSWORTH	GBR	Tockwith Motorsports	Ginetta	16:00:40	6	195,2
33	Rui MIRITTA	POR	Monteiros Competições	Porsche	16:02:28	6	194,8
25	Jonathan ELSWORTH	GBR	Tockwith Motorsports	Ginetta	15:58:40	5	194,6
165	Sebastien VILLADARY	ESP	Chefo Sport	Ligier	15:45:00	0	194,6
25	Jonathan ELSWORTH	GBR	Tockwith Motorsports	Ginetta	15:49:18	2	194,5
90	Andrius ZEMAITIS	POR	Speedy Motorsport	Porsche	15:56:05	4	194,5
25	Jonathan ELSWORTH	GBR	Tockwith Motorsports	Ginetta	15:47:17	1	194,3
125	Simon MOORE	GBR	Tockwith Motorsports	Ginetta	15:56:43	3	193,5



d21

**CPV / IBERIAN SUPERCARS (TCR + TC + GTC)
QUALIFYING PRACTICE 2
TOP FIVE MAXIMUM SPEEDS**

Piloto	Nat	Equipo	Top Five Vmax				
69 Marcus FOTHERGILL	GBR	Tockwith Motorsports	206,4	205,1	205,0	204,3	199,7
59 Daniel TEIXEIRA	POR	JT59 Racing Team	205,6	204,8	204,8	201,2	187,8
33 Rui MIRITTA	POR	Monteiros Competições	204,8	204,5	204,1	201,0	199,4
78 Marmaduke HALL	GBR	Tockwith Motorsports	200,4	198,7			
165 Sebastien VILLADARY	ESP	Chefo Sport	200,1	200,1	199,9	198,6	198,3
90 Andrius ZEMAITIS	POR	Speedy Motorsport	200,1	199,1	198,6	197,3	197,3
125 Simon MOORE	GBR	Tockwith Motorsports	198,1	197,1	193,5	167,8	125,3
37 Fábio MOTA	GBR	Tockwith Motorsports	195,7	195,6	193,3	193,1	191,0
25 Jonathan ELSWORTH	GBR	Tockwith Motorsports	195,7	195,2	194,6	194,5	194,3
102 Rodrigo SANTOS	POR	Monteiros Competição	174,1	173,1	172,9	172,5	172,3
101 Henrique M OLIVEIRA	POR	Monteiros Competição	170,7	169,3	165,7		
103 João OLIVEIRA	POR	Monteiros Competição	166,4	166,0	165,5	165,2	163,3



CPV / SUPERCARS (TCR+TC+GTC) QUALIFYING PRACTICE 2 IDEAL LAP

Ord.	#	Piloto	Club	S1	S2	S3	Vuelta ideal
1	37	Fábio MOTA	Tockwith Motorsports	44.110	32.167	38.804	1:55.081
2	59	Daniel TEIXEIRA	JT59 Racing Team	44.086	32.166	38.843	1:55.095
3	69	Marcus FOTHERGIL	Tockwith Motorsports	44.254	32.596	38.387	1:55.237
4	33	Rui MIRITTA	Monteiros Competiçõ	44.524	32.662	38.759	1:55.945
5	165	Sebastien VILLADAR	Chefo Sport	44.517	32.713	38.973	1:56.203
6	90	Andrius ZEMAITIS	Speedy Motorsport	44.955	33.070	39.600	1:57.625
7	25	Jonathan ELSWORT	Tockwith Motorsports	45.322	33.201	39.566	1:58.089
8	125	Simon MOORE	Tockwith Motorsports	45.244	33.469	39.646	1:58.359
9	78	Marmaduke HALL	Tockwith Motorsports	45.360	34.484	39.562	1:59.406
10	102	Joao OLIVEIRA	Monteiros Competiçã	48.857	35.585	43.095	2:07.537
11	101	Henrique M OLIVEIR	Monteiros Competiçã	51.876	37.900	44.471	2:14.247
12	103	Rodrigo SANTOS	Monteiros Competiçã	53.297	40.220	47.499	2:21.016