

d31

## CPV / IBERIAN SUPERCARS (GT4) QUALIFYING PRACTICE 2 PROVISIONAL RESULTS

CONDICIONES ATMOSFERICAS: **Soleado**ESTADO DE LA PISTA: **Seca**

Ord.	#	Piloto	Licencia	Club	Marca	NV	VR	Tiempo	Gap	Intv	VMax
1	4	p Jan DURAN	POR	Speedy Motorsport	Toyota	6	6	<b>1:51.388</b>	----	----	<b>204,5</b>
2	26	p Francisco MORA	POR	Veloso Motorsport	Porsche	5	4	<b>1:51.712</b>	0.324	0.324	<b>203,9</b>
3	2	p Mathieu MARTINS	POR	Racar Aston Martin	Aston Martin	4	4	<b>1:51.807</b>	0.419	0.095	<b>202,3</b>
4	99	p Carlos VIEIRA	POR	Sports & You	Toyota	7	6	<b>1:51.905</b>	0.518	0.099	<b>206,4</b>
5	81	p Jose M DE LOS MILAGROS	ESP	Promotion-MS	BMW	6	5	<b>1:52.309</b>	0.921	0.403	<b>203,3</b>
6	36	p Filip VAVA-ATANACKOVIC	ESP	NM Racing Team	Mercedes	6	4	<b>1:52.376</b>	0.988	0.067	<b>202,9</b>
7	115	b Nil MONTSERRAT	ESP	NM Racing Team	Mercedes	6	4	<b>1:52.534</b>	1.146	0.158	<b>202,9</b>
8	116	p Andy CANTU	ESP	NM Racing Team	Mercedes	6	4	<b>1:52.565</b>	1.177	0.031	<b>199,2</b>
9	3	p Roberto FARIA	POR	Racar Aston Martin	Aston Martin	5	3	<b>1:52.671</b>	1.283	0.106	<b>203,1</b>
10	8	b Patrick CUNHA	POR	Veloso Motorsport	Audi	7	5	<b>1:52.673</b>	1.285	0.002	<b>208,1</b>
11	48	p Luis GONZALEZ	ESP	Team VRT	Mercedes	5	3	<b>1:52.824</b>	1.436	0.151	<b>201,5</b>
12	41	b Stepan SUSLOV	FRA	Mirage Racing	Aston Martin	7	4	<b>1:53.123</b>	1.735	0.299	<b>205,7</b>
13	16	p Orlando BATINA	POR	Batina Racing	BMW	6	2	<b>1:53.462</b>	2.074	0.339	<b>206,0</b>
14	50	b Alvaro GUTIERREZ	ESP	McLaren Barcelona - SMC M	McLaren	6	4	<b>1:53.924</b>	2.536	0.462	<b>207,4</b>
15	5	p José C PIRES	SLV	Lema Racing	Mercedes	7	4	<b>1:54.066</b>	2.678	0.142	<b>200,5</b>
16	7	p Gonçalo ARAÚJO	POR	Araújo Competição	Aston Martin	5	3	<b>1:54.105</b>	2.717	0.039	<b>205,1</b>
17	21	b Nuno BATISTA	POR	Veloso Motorsport	Mercedes	6	5	<b>1:54.352</b>	2.964	0.247	<b>200,8</b>
18	58	a Miguel NABAIS	POR	Speedy Motorsport	Porsche	6	6	<b>1:54.568</b>	3.180	0.216	<b>204,5</b>
19	32	p Duarte P COELHO	SLV	Lema Racing	Audi	6	4	<b>1:54.766</b>	3.378	0.198	<b>201,5</b>
20	38	b Paulo MACEDO	SVN	Lema Racing	Mercedes	6	3	<b>1:54.915</b>	3.527	0.149	<b>200,8</b>
21	98	b Luis P LIBERAL	POR	Speedy Motorsport	Toyota	6	6	<b>1:55.063</b>	3.675	0.148	<b>202,1</b>
22	28	p Guilherme LEMOS	POR	Araújo Competição	Aston Martin	5	5	<b>1:55.278</b>	3.890	0.215	<b>198,8</b>
23	88	a Igor SOROKIN	ESP	NM Racing Team	Mercedes	7	5	<b>1:55.377</b>	3.989	0.099	<b>202,7</b>
24	27	a Rafael MUNCHARAZ	ESP	McLaren Barcelona - SMC M	McLaren	4	4	<b>1:56.034</b>	4.646	0.657	<b>202,9</b>
25	777	a Ruben VAQUINHAS	POR	Racar Aston Martin	Aston Martin	5	3	<b>1:56.157</b>	4.769	0.123	<b>200,0</b>
26	40	b Héctor HERNÁNDEZ	ESP	Autoworks Motorsport / RAC	BMW	8	4	<b>1:56.508</b>	5.120	0.351	<b>206,5</b>
27	22	b Gabriela CORREIA	POR	JC Group Racing Team	Mercedes	4	4	<b>1:56.986</b>	5.598	0.478	<b>200,6</b>

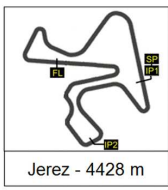
Circuito de Jerez, 25 DE MAYO DE 2024

THE STEWARDS	RACE DIRECTOR	CHIEF TIMING OFFICER
Hora:	Hora:	RESULTADOS PUBLICADOS A LAS 17:01 HORAS

LiveTiming: [live.crono-jerez.com](http://live.crono-jerez.com)

Pág 1 de 1





d31

## CPV / IBERIAN SUPERCARS (GT4) QUALIFYING PRACTICE 2 OFFICIAL RESULTS

CONDICIONES ATMOSFERICAS: **Soleado**ESTADO DE LA PISTA: **Seca**

Ord.	#	Piloto	Licencia	Club	Marca	NV	VR	Tiempo	Gap	Intv	VMax
1	4	p	Jan DURAN	POR Speedy Motorsport	Toyota	6	6	<b>1:51.388</b>	----	----	<b>204,5</b>
2	26	p	Francisco MORA	POR Veloso Motorsport	Porsche	5	4	<b>1:51.712</b>	0.324	0.324	<b>203,9</b>
3	2	p	Mathieu MARTINS	POR Racar Aston Martin	Aston Martin	4	4	<b>1:51.807</b>	0.419	0.095	<b>202,3</b>
4	99	p	Carlos VIEIRA	POR Sports & You	Toyota	7	6	<b>1:51.905</b>	0.518	0.099	<b>206,4</b>
5	81	p	Jose M DE LOS MILAGROS	ESP Promotion-MS	BMW	6	5	<b>1:52.309</b>	0.921	0.403	<b>203,3</b>
6	36	p	Filip VAVA-ATANACKOVIC	ESP NM Racing Team	Mercedes	6	4	<b>1:52.376</b>	0.988	0.067	<b>202,9</b>
7	115	b	Nil MONTSERRAT	ESP NM Racing Team	Mercedes	6	4	<b>1:52.534</b>	1.146	0.158	<b>202,9</b>
8	116	p	Andy CANTU	ESP NM Racing Team	Mercedes	6	4	<b>1:52.565</b>	1.177	0.031	<b>199,2</b>
9	3	p	Roberto FARIA	POR Racar Aston Martin	Aston Martin	5	3	<b>1:52.671</b>	1.283	0.106	<b>203,1</b>
10	8	b	Patrick CUNHA	POR Veloso Motorsport	Audi	7	5	<b>1:52.673</b>	1.285	0.002	<b>208,1</b>
11	48	p	Luis GONZALEZ	ESP Team VRT	Mercedes	5	3	<b>1:52.824</b>	1.436	0.151	<b>201,5</b>
12	41	b	Stepan SUSLOV	FRA Mirage Racing	Aston Martin	7	4	<b>1:53.123</b>	1.735	0.299	<b>205,7</b>
13	16	p	Orlando BATINA	POR Batina Racing	BMW	6	2	<b>1:53.462</b>	2.074	0.339	<b>206,0</b>
14	50	b	Alvaro GUTIERREZ	ESP McLaren Barcelona - SMC M	McLaren	6	4	<b>1:53.924</b>	2.536	0.462	<b>207,4</b>
15	5	p	José C PIRES	SLV Lema Racing	Mercedes	7	4	<b>1:54.066</b>	2.678	0.142	<b>200,5</b>
16	7	p	Gonçalo ARAÚJO	POR Araújo Competição	Aston Martin	5	3	<b>1:54.105</b>	2.717	0.039	<b>205,1</b>
17	21	b	Nuno BATISTA	POR Veloso Motorsport	Mercedes	6	5	<b>1:54.352</b>	2.964	0.247	<b>200,8</b>
18	58	a	Miguel NABAIS	POR Speedy Motorsport	Porsche	6	6	<b>1:54.568</b>	3.180	0.216	<b>204,5</b>
19	32	p	Duarte P COELHO	SLV Lema Racing	Audi	6	4	<b>1:54.766</b>	3.378	0.198	<b>201,5</b>
20	38	b	Paulo MACEDO	SVN Lema Racing	Mercedes	6	3	<b>1:54.915</b>	3.527	0.149	<b>200,8</b>
21	98	b	Luis P LIBERAL	POR Speedy Motorsport	Toyota	6	6	<b>1:55.063</b>	3.675	0.148	<b>202,1</b>
22	28	p	Guilherme LEMOS	POR Araújo Competição	Aston Martin	5	5	<b>1:55.278</b>	3.890	0.215	<b>198,8</b>
23	88	a	Igor SOROKIN	ESP NM Racing Team	Mercedes	7	5	<b>1:55.377</b>	3.989	0.099	<b>202,7</b>
24	27	a	Rafael MUNCHARAZ	ESP McLaren Barcelona - SMC M	McLaren	4	4	<b>1:56.034</b>	4.646	0.657	<b>202,9</b>
25	777	a	Ruben VAQUINHAS	POR Racar Aston Martin	Aston Martin	5	3	<b>1:56.157</b>	4.769	0.123	<b>200,0</b>
26	40	b	Héctor HERNÁNDEZ	ESP Autoworks Motorsport / RAC	BMW	8	4	<b>1:56.508</b>	5.120	0.351	<b>206,5</b>
27	22	b	Gabriela CORREIA	POR JC Group Racing Team	Mercedes	4	4	<b>1:56.986</b>	5.598	0.478	<b>200,6</b>

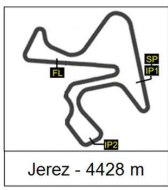
Circuito de Jerez, 25 DE MAYO DE 2024

THE STEWARDS	RACE DIRECTOR	CHIEF TIMING OFFICER
Hora:	Hora:	RESULTADOS PUBLICADOS A LAS 17:01 HORAS

LiveTiming: [live.crono-jerez.com](http://live.crono-jerez.com)

Pág 1 de 1





d32

# CPV / IBERIAN SUPERCARS QUALIFYING PRACTICE 2 PROVISSIONAL TWO SESSIONS COMBINED RESULTS

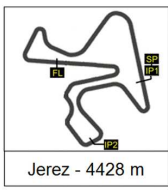
Ord. #	Piloto	Club	Marca	Neum	NVT	Sesion 1			Sesion 2			Mejor Tiempo
						VR	NV	Tiempo	VR	NV	Tiempo	
1	4 p	Jan DURAN	Speedy Motorsport	Toyota	6	0	0	----	6	6	<b>1:51.388</b>	1:51.388
2	26 p	Francisco MORA	Veloso Motorsport	Porsche	5	0	0	----	4	5	<b>1:51.712</b>	1:51.712
3	2 p	Mathieu MARTINS	Racar Aston Martin	Aston Marti	4	0	0	----	4	4	<b>1:51.807</b>	1:51.807
4	99 p	Carlos VIEIRA	Sports & You	Toyota	7	0	0	----	6	7	<b>1:51.906</b>	1:51.906
5	81 p	Jose M DE LOS MILAGR	Promotion-MS	BMW	6	0	0	----	5	6	<b>1:52.309</b>	1:52.309
6	36 p	Filip VAVA-ATANACKOV	NM Racing Team	Mercedes	6	0	0	----	4	6	<b>1:52.376</b>	1:52.376
7	115 b	Nil MONTERRAT	NM Racing Team	Mercedes	6	0	0	----	4	6	<b>1:52.534</b>	1:52.534
8	116 p	Andy CANTU	NM Racing Team	Mercedes	6	0	0	----	4	6	<b>1:52.565</b>	1:52.565
9	3 p	Roberto FARIA	Racar Aston Martin	Aston Marti	5	0	0	----	3	5	<b>1:52.671</b>	1:52.671
10	8 b	Patrick CUNHA	Veloso Motorsport	Audi	7	0	0	----	5	7	<b>1:52.673</b>	1:52.673
11	48 p	Luis GONZALEZ	Team VRT	Mercedes	5	0	0	----	3	5	<b>1:52.824</b>	1:52.824
12	41 b	Stepan SUSLOV	Mirage Racing	Aston Marti	7	0	0	----	4	7	<b>1:53.123</b>	1:53.123
13	16 p	Orlando BATINA	Batina Racing	BMW	6	0	0	----	2	6	<b>1:53.462</b>	1:53.462
14	50 b	Alvaro GUTIERREZ	McLaren Barcelona - SMC Motorsport	McLaren	6	0	0	----	4	6	<b>1:53.924</b>	1:53.924
15	5 p	José C PIRES	Lema Racing	Mercedes	7	0	0	----	4	7	<b>1:54.066</b>	1:54.066
16	7 p	Gonçalo ARAÚJO	Araújo Competição	Aston Marti	5	0	0	----	3	5	<b>1:54.105</b>	1:54.105
17	21 b	Nuno BATISTA	Veloso Motorsport	Mercedes	6	0	0	----	5	6	<b>1:54.352</b>	1:54.352
18	58 a	Miguel NABAIS	Speedy Motorsport	Porsche	6	0	0	----	6	6	<b>1:54.568</b>	1:54.568
19	32 p	Duarte P COELHO	Lema Racing	Audi	6	0	0	----	4	6	<b>1:54.766</b>	1:54.766
20	38 b	Paulo MACEDO	Lema Racing	Mercedes	6	0	0	----	3	6	<b>1:54.915</b>	1:54.915
21	98 b	Luis P LIBERAL	Speedy Motorsport	Toyota	6	0	0	----	6	6	<b>1:55.063</b>	1:55.063
22	59 r	Daniel TEIXEIRA	JT59 Racing Team	Hyundai	6	5	6	<b>1:55.112</b>	0	0	----	1:55.112
23	37	Fábio MOTA	Tockwith Motorsports	Ginetta	8	8	8	<b>1:55.152</b>	0	0	----	1:55.152
24	69 u	Marcus FOTHERGILL	Tockwith Motorsports	Porsche	8	8	8	<b>1:55.242</b>	0	0	----	1:55.242
25	28 p	Guilherme LEMOS	Araújo Competição	Aston Marti	5	0	0	----	5	5	<b>1:55.278</b>	1:55.278
26	88 a	Igor SOROKIN	NM Racing Team	Mercedes	7	0	0	----	5	7	<b>1:55.377</b>	1:55.377
27	33 u	Rui MIRITTA	Monteiros Competições	Porsche	7	6	7	<b>1:55.945</b>	0	0	----	1:55.945
28	27 a	Rafael MUNCHARAZ	McLaren Barcelona - SMC Motorsport	McLaren	4	0	0	----	4	4	<b>1:56.034</b>	1:56.034
29	777 a	Ruben VAQUINHAS	Racar Aston Martin	Aston Marti	5	0	0	----	3	5	<b>1:56.157</b>	1:56.157
30	165 x	Sebastien VILLADARY	Chefo Sport	Ligier	8	6	8	<b>1:56.382</b>	0	0	----	1:56.382
31	40 b	Héctor HERNÁNDEZ	Autoworks Motorsport / RACE	BMW	8	0	0	----	4	8	<b>1:56.508</b>	1:56.508
32	22 b	Gabriela CORREIA	JC Group Racing Team	Mercedes	4	0	0	----	4	4	<b>1:56.986</b>	1:56.986
33	90 x	Andrius ZEMAITIS	Speedy Motorsport	Porsche	6	2	6	<b>1:57.625</b>	0	0	----	1:57.625
34	125 x	Simon MOORE	Tockwith Motorsports	Ginetta	4	2	4	<b>1:58.359</b>	0	0	----	1:58.359
35	25 x	Jonathan ELSWORTH	Tockwith Motorsports	Ginetta	8	8	8	<b>1:58.426</b>	0	0	----	1:58.426
36	78	Marmaduke HALL	Tockwith Motorsports	Ginetta	1	1	1	<b>2:02.869</b>	0	0	----	2:02.869
37	102 c	Rodrigo SANTOS	Monteiros Competição	Ginetta	7	6	7	<b>2:08.170</b>	0	0	----	2:08.170
38	101 c	Henrique M OLIVEIRA	Monteiros Competição	Ginetta	3	3	3	<b>2:14.390</b>	0	0	----	2:14.390
39	103 c	João OLIVEIRA	Monteiros Competição	Ginetta	5	5	5	<b>2:24.420</b>	0	0	----	2:24.420

Circuito de Jerez, 25 DE MAYO DE 2024

THE STEWARDS	RACE DIRECTOR	CHIEF TIMING OFFICER
Hora:	Hora:	RESULTADOS PUBLICADOS A LAS 17:01 HORAS

LiveTiming: [live.crono-jerez.com](http://live.crono-jerez.com)





d32

## CPV / IBERIAN SUPERCARS QUALIFYING PRACTICE 2 OFFICIAL TWO SESSIONS COMBINED RESULTS

Ord. #	Piloto	Club	Marca	Neum	NVT	Sesion 1			Sesion 2			Mejor Tiempo
						VR	NV	Tiempo	VR	NV	Tiempo	
1	4 p	Jan DURAN	Speedy Motorsport	Toyota	6	0	0	----	6	6	<b>1:51.388</b>	1:51.388
2	26 p	Francisco MORA	Veloso Motorsport	Porsche	5	0	0	----	4	5	<b>1:51.712</b>	1:51.712
3	2 p	Mathieu MARTINS	Racar Aston Martin	Aston Marti	4	0	0	----	4	4	<b>1:51.807</b>	1:51.807
4	99 p	Carlos VIEIRA	Sports & You	Toyota	7	0	0	----	6	7	<b>1:51.906</b>	1:51.906
5	81 p	Jose M DE LOS MILAGR	Promotion-MS	BMW	6	0	0	----	5	6	<b>1:52.309</b>	1:52.309
6	36 p	Filip VAVA-ATANACKOV	NM Racing Team	Mercedes	6	0	0	----	4	6	<b>1:52.376</b>	1:52.376
7	115 b	Nil MONTSERRAT	NM Racing Team	Mercedes	6	0	0	----	4	6	<b>1:52.534</b>	1:52.534
8	116 p	Andy CANTU	NM Racing Team	Mercedes	6	0	0	----	4	6	<b>1:52.565</b>	1:52.565
9	3 p	Roberto FARIA	Racar Aston Martin	Aston Marti	5	0	0	----	3	5	<b>1:52.671</b>	1:52.671
10	8 b	Patrick CUNHA	Veloso Motorsport	Audi	7	0	0	----	5	7	<b>1:52.673</b>	1:52.673
11	48 p	Luis GONZALEZ	Team VRT	Mercedes	5	0	0	----	3	5	<b>1:52.824</b>	1:52.824
12	41 b	Stepan SUSLOV	Mirage Racing	Aston Marti	7	0	0	----	4	7	<b>1:53.123</b>	1:53.123
13	16 p	Orlando BATINA	Batina Racing	BMW	6	0	0	----	2	6	<b>1:53.462</b>	1:53.462
14	50 b	Alvaro GUTIERREZ	McLaren Barcelona - SMC Motorsport	McLaren	6	0	0	----	4	6	<b>1:53.924</b>	1:53.924
15	5 p	José C PIRES	Lema Racing	Mercedes	7	0	0	----	4	7	<b>1:54.066</b>	1:54.066
16	7 p	Gonçalo ARAÚJO	Araújo Competição	Aston Marti	5	0	0	----	3	5	<b>1:54.105</b>	1:54.105
17	21 b	Nuno BATISTA	Veloso Motorsport	Mercedes	6	0	0	----	5	6	<b>1:54.352</b>	1:54.352
18	58 a	Miguel NABAIS	Speedy Motorsport	Porsche	6	0	0	----	6	6	<b>1:54.568</b>	1:54.568
19	32 p	Duarte P COELHO	Lema Racing	Audi	6	0	0	----	4	6	<b>1:54.766</b>	1:54.766
20	38 b	Paulo MACEDO	Lema Racing	Mercedes	6	0	0	----	3	6	<b>1:54.915</b>	1:54.915
21	98 b	Luis P LIBERAL	Speedy Motorsport	Toyota	6	0	0	----	6	6	<b>1:55.063</b>	1:55.063
22	59 r	Daniel TEIXEIRA	JT59 Racing Team	Hyundai	6	5	6	<b>1:55.112</b>	0	0	----	1:55.112
23	37	Fábio MOTA	Tockwith Motorsports	Ginetta	8	8	8	<b>1:55.152</b>	0	0	----	1:55.152
24	69 u	Marcus FOTHERGILL	Tockwith Motorsports	Porsche	8	8	8	<b>1:55.242</b>	0	0	----	1:55.242
25	28 p	Guilherme LEMOS	Araújo Competição	Aston Marti	5	0	0	----	5	5	<b>1:55.278</b>	1:55.278
26	88 a	Igor SOROKIN	NM Racing Team	Mercedes	7	0	0	----	5	7	<b>1:55.377</b>	1:55.377
27	33 u	Rui MIRITTA	Monteiros Competições	Porsche	7	6	7	<b>1:55.945</b>	0	0	----	1:55.945
28	27 a	Rafael MUNCHARAZ	McLaren Barcelona - SMC Motorsport	McLaren	4	0	0	----	4	4	<b>1:56.034</b>	1:56.034
29	777 a	Ruben VAQUINHAS	Racar Aston Martin	Aston Marti	5	0	0	----	3	5	<b>1:56.157</b>	1:56.157
30	165 x	Sebastien VILLADARY	Chefo Sport	Ligier	8	6	8	<b>1:56.382</b>	0	0	----	1:56.382
31	40 b	Héctor HERNÁNDEZ	Autoworks Motorsport / RACE	BMW	8	0	0	----	4	8	<b>1:56.508</b>	1:56.508
32	22 b	Gabriela CORREIA	JC Group Racing Team	Mercedes	4	0	0	----	4	4	<b>1:56.986</b>	1:56.986
33	90 x	Andrius ZEMAITIS	Speedy Motorsport	Porsche	6	2	6	<b>1:57.625</b>	0	0	----	1:57.625
34	125 x	Simon MOORE	Tockwith Motorsports	Ginetta	4	2	4	<b>1:58.359</b>	0	0	----	1:58.359
35	25 x	Jonathan ELSWORTH	Tockwith Motorsports	Ginetta	8	8	8	<b>1:58.426</b>	0	0	----	1:58.426
36	78	Marmaduke HALL	Tockwith Motorsports	Ginetta	1	1	1	<b>2:02.869</b>	0	0	----	2:02.869
37	102 c	Rodrigo SANTOS	Monteiros Competição	Ginetta	7	6	7	<b>2:08.170</b>	0	0	----	2:08.170
38	101 c	Henrique M OLIVEIRA	Monteiros Competição	Ginetta	3	3	3	<b>2:14.390</b>	0	0	----	2:14.390
39	103 c	João OLIVEIRA	Monteiros Competição	Ginetta	5	5	5	<b>2:24.420</b>	0	0	----	2:24.420

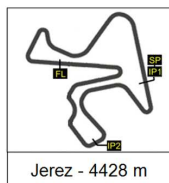
Circuito de Jerez, 25 DE MAYO DE 2024

THE STEWARDS	RACE DIRECTOR	CHIEF TIMING OFFICER
Hora:	Hora:	RESULTADOS PUBLICADOS A LAS 17:01 HORAS

LiveTiming: [live.crono-jerez.com](http://live.crono-jerez.com)

Pág 1 de 1





d33

# CPV / IBERIAN SUPERCARS RACE 2 STARTING GRID



	2		1	
1	<b>26</b>	Francisco MORA	<b>4</b>	Jan DURAN
	4		3	
2	<b>99</b>	Carlos VIEIRA	<b>2</b>	Mathieu MARTINS
	6		5	
3	<b>36</b>	Filip VAVA-ATANACKOVIC	<b>81</b>	Jose M DE LOS MILAGROS
	8		7	
4	<b>116</b>	Andy CANTU	<b>115</b>	Nii MONTSERRAT
	10		9	
5	<b>8</b>	Patrick CUNHA	<b>3</b>	Roberto FARIA
	12		11	
6	<b>41</b>	Stepan SUSLOV	<b>48</b>	Luis GONZALEZ
	14		13	
7	<b>50</b>	Alvaro GUTIERREZ	<b>16</b>	Orlando BATINA
	16		15	
8	<b>7</b>	Gonçalo ARAÚJO	<b>5</b>	José C PIRES
	18		17	
9	<b>58</b>	Miguel NABAIS	<b>21</b>	Nuno BATISTA
	20		19	
10	<b>38</b>	Paulo MACEDO	<b>32</b>	Duarte P COELHO
	22		21	
11	<b>59</b>	Daniel TEIXEIRA	<b>98</b>	Luis P LIBERAL
	24		23	
12	<b>69</b>	Marcus FOTHERGILL	<b>37</b>	Fábio MOTA
	26		25	
13	<b>88</b>	Igor SOROKIN	<b>28</b>	Guilherme LEMOS
	28		27	
14	<b>27</b>	Rafael MUNCHARAZ	<b>33</b>	Rui MIRITTA
	30		29	
15	<b>165</b>	Sebastien VILLADARY	<b>777</b>	Ruben VAQUINHAS



d33

## CPV / IBERIAN SUPERCARS RACE 2 STARTING GRID

16	<b>22</b>	Gabriela CORREIA	1:56.986	<b>40</b>	Héctor HERNÁNDEZ	1:56.508
17	<b>125</b>	Simon MOORE	1:58.359	<b>90</b>	Andrius ZEMAITIS	1:57.625
18	<b>78</b>	Marmaduke HALL	2:02.869	<b>25</b>	Jonathan ELSWORTH	1:58.426
19	<b>101</b>	Henrique M OLIVEIRA	2:14.390	<b>102</b>	João OLIVEIRA	2:08.170
20	<b>19</b>	Javier Macias	-----	<b>103</b>	Rodrigo SANTOS	2:24.420

THE STEWARDS


RACE DIRECTOR

CHIEF TIMING OFFICER

LiveTiming: [live.crono-jerez.com](http://live.crono-jerez.com)

Pág 2 de 2





d34

## CPV / IBERIAN SUPERCARS (GT4) QUALIFYING PRACTICE 2 LAP BY LAP

Vuelta	2	3	4	5	7	8	16	21	22	26	27	28
1	2:05.569	2:19.016	2:16.373	2:19.707	2:18.030	2:26.891	2:06.001	2:22.519	2:08.961	2:22.982	2:19.317	2:14.396
2	2:00.499	2:05.061	1:59.505	1:56.848	1:55.000	2:06.544	1:53.462*	2:06.388	1:57.265	2:10.175	1:58.722	2:02.580
3	1:51.915	1:52.671*	1:58.694	1:54.121	1:54.105*	1:58.824	1:57.416	1:54.451	1:57.122	1:51.818	1:59.983	1:55.354
4	1:51.807*	1:52.829	1:52.076	1:54.066*	2:13.715	1:52.984	1:54.541	1:54.417	1:56.986*	1:51.712*	1:56.034*	1:59.333
5		1:54.693	1:52.995	2:11.133	1:54.112	1:52.673*	1:55.759	1:54.352*		2:18.823		1:55.278*
6			1:51.388*	1:54.075		1:52.802	1:54.694	1:59.502				
7				1:54.925		2:04.668						

Vuelta	32	36	38	40	41	48	50	58	81	88	98	99
1	2:14.364	2:19.496	2:14.699	2:08.045	2:09.621	2:10.476	2:20.599	2:22.418	2:22.595	2:14.145	2:04.950	2:09.337
2	1:58.853	2:00.451	1:56.124	1:59.121	1:57.471	1:54.880	2:11.946	2:03.133	2:12.688	1:59.660	1:57.210	2:08.731
3	1:55.619	1:52.410	1:54.915*	1:56.706	1:56.265	1:52.824*	1:59.826	1:55.095	1:52.730	1:59.175	1:56.381	PIT EXIT
4	1:54.766*	1:52.376*	1:55.481	1:56.508*	1:53.123*	1:52.861	1:53.924*	1:54.985	1:52.531	2:01.343	1:56.739	1:59.731
5	1:55.661	1:53.057	1:58.233	1:57.904	1:58.173	2:03.787	2:06.566	1:55.181	1:52.309*	1:55.377*	1:55.504	1:52.206
6	1:57.516	1:52.924	1:55.417	1:58.183	1:54.930		1:58.657	1:54.568*	1:52.912	1:57.098	1:55.063*	1:51.905*
7				1:57.140	PIT EXIT					1:55.594		1:54.508
8				1:57.182								

Vuelta	115	116	777									
1	2:18.044	2:18.091	2:16.536									
2	2:01.887	2:02.320	1:59.173									
3	1:52.584	1:52.955	1:56.157*									
4	1:52.534*	1:52.565*	1:56.283									
5	1:52.581	1:53.182	1:57.052									
6	1:52.814	1:52.753										



1  
d35

## CPV / IBERIAN SUPERCARS (GT4) QUALIFYING PRACTICE 2 ANALYSIS

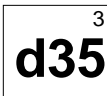

Número	2		3		4		5		7		8		16		
	Sector	Vuelta	Sector	Vuelta	Sector	Vuelta	Sector	Vuelta	Sector	Vuelta	Sector	Vuelta	Sector	Vuelta	
1	IP1	49.954	49.954	55.043	55.043	57.527	57.527	54.870	54.870	56.546	56.546	1:03.19	1:03.198	52.528	52.528
	IP2	34.714	1:24.668	37.602	1:32.645	37.034	1:34.561	39.989	1:34.859	37.978	1:34.524	38.895	1:42.093	34.785	1:27.313
	FL	40.901	<b>2:05.569</b>	46.371	<b>2:19.016</b>	41.812	<b>2:16.373</b>	44.848	<b>2:19.707</b>	43.506	<b>2:18.030</b>	44.798	<b>2:26.891</b>	38.688	<b>2:06.001</b>
2	IP1	43.892	43.892	49.738	49.738	45.527	45.527	45.617	45.617	44.227	44.227	47.304	47.304	43.723	43.723
	IP2	36.816	1:20.708	34.694	1:24.432	32.458	1:17.985	32.987	1:18.604	32.286	1:16.513	36.456	1:23.760	<b>31.899</b>	1:15.622
	FL	39.791	<b>2:00.499</b>	40.630	<b>2:05.061</b>	41.520	<b>1:59.505</b>	38.244	<b>1:56.848</b>	38.487	<b>1:55.000</b>	42.784	<b>2:06.544</b>	<b>37.840</b>	<b>1:53.462</b>
3	IP1	43.001	43.001	<b>43.109</b>	<b>43.109</b>	44.392	44.392	<b>43.874</b>	<b>43.874</b>	<b>43.781</b>	<b>43.781</b>	44.609	44.609	45.762	45.762
	IP2	<b>31.273</b>	<b>1:14.274</b>	<b>31.569</b>	<b>1:14.678</b>	33.027	1:17.419	32.032	1:15.906	31.908	<b>1:15.689</b>	34.849	1:19.458	33.265	1:19.027
	FL	37.641	<b>1:51.915</b>	37.993	<b>1:52.671</b>	41.275	<b>1:58.694</b>	38.215	<b>1:54.121</b>	38.416	<b>1:54.105</b>	39.366	<b>1:58.824</b>	38.389	<b>1:57.416</b>
4	IP1	<b>42.984</b>	<b>42.984</b>	43.344	43.344	43.302	43.302	44.096	44.096	53.105	53.105	43.567	43.567	<b>43.369</b>	<b>43.369</b>
	IP2	31.366	1:14.350	31.604	1:14.948	31.142	1:14.444	<b>31.888</b>	1:15.984	40.532	1:33.637	<b>31.610</b>	1:15.177	31.954	<b>1:15.323</b>
	FL	<b>37.457</b>	<b>1:51.807</b>	<b>37.882</b>	<b>1:52.829</b>	37.632	<b>1:52.076</b>	<b>38.082</b>	<b>1:54.066</b>	40.078	<b>2:13.715</b>	<b>37.807</b>	<b>1:52.984</b>	39.219	<b>1:54.541</b>
5	IP1	43.233	43.233	43.918	43.918	43.161	43.161	43.928	43.928	44.025	44.025	<b>43.069</b>	<b>43.069</b>	45.037	45.037
	IP2	31.897	1:15.130	31.679	1:15.597	31.411	1:14.572	37.315	1:21.243	<b>31.861</b>	1:15.886	31.724	<b>1:14.793</b>	32.304	1:17.341
	FL	-----	-----	39.096	<b>1:54.693</b>	38.423	<b>1:52.995</b>	49.890	<b>2:11.133</b>	<b>38.227</b>	<b>1:54.112</b>	37.880	<b>1:52.673</b>	38.418	<b>1:55.759</b>
6	IP1			44.384	44.384	<b>43.014</b>	<b>43.014</b>	43.888	43.888	55.942	55.942	43.196	43.196	43.838	43.838
	IP2			33.883	1:18.267	<b>30.997</b>	<b>1:14.011</b>	31.977	<b>1:15.865</b>	40.892	1:36.834	31.720	1:14.916	32.151	1:15.989
	FL			-----	-----	<b>37.377</b>	<b>1:51.388</b>	38.210	<b>1:54.075</b>	-----	-----	37.886	<b>1:52.802</b>	38.705	<b>1:54.694</b>
7	IP1					43.700	43.700	44.346	44.346			43.422	43.422	48.703	48.703
	IP2					32.339	1:16.039	31.976	1:16.322			36.160	1:19.582	35.947	1:24.650
	FL					-----	-----	38.603	<b>1:54.925</b>			45.086	<b>2:04.668</b>	-----	-----
8	IP1											43.525	43.525		
	IP2											37.888	1:21.413		
	FL											-----	-----		





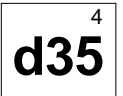
## CPV / IBERIAN SUPERCARS (GT4) QUALIFYING PRACTICE 2 ANALYSIS

Número	21		22		26		27		28		32		36		
	Vta	Sector	Vuelta	Sector	Vuelta	Sector	Vuelta	Sector	Vuelta	Sector	Vuelta	Sector	Vuelta		
1	IP1	1:00.42	1:00.421	54.912	54.912	1:03.38	1:03.389	58.983	58.983	54.735	54.735	55.772	55.772	57.557	57.557
	IP2	36.282	1:36.703	34.480	1:29.392	37.890	1:41.279	39.540	1:38.523	37.161	1:31.896	37.405	1:33.177	37.004	1:34.561
	FL	45.816	<b>2:22.519</b>	39.569	<b>2:08.961</b>	41.703	<b>2:22.982</b>	40.794	<b>2:19.317</b>	42.500	<b>2:14.396</b>	41.187	<b>2:14.364</b>	44.935	<b>2:19.496</b>
2	IP1	47.603	47.603	45.315	45.315	45.033	45.033	45.721	45.721	46.688	46.688	46.795	46.795	48.021	48.021
	IP2	36.068	1:23.671	<b>32.744</b>	1:18.059	40.674	1:25.707	33.804	1:19.525	34.388	1:21.076	33.278	1:20.073	33.580	1:21.601
	FL	42.717	<b>2:06.388</b>	39.206	<b>1:57.265</b>	44.468	<b>2:10.175</b>	39.197	<b>1:58.722</b>	41.504	<b>2:02.580</b>	38.780	<b>1:58.853</b>	38.850	<b>2:00.451</b>
3	IP1	44.031	44.031	45.134	45.134	<b>43.037</b>	<b>43.037</b>	44.925	44.925	44.490	44.490	44.543	44.543	43.510	43.510
	IP2	<b>32.020</b>	<b>1:16.051</b>	32.843	1:17.977	31.193	<b>1:14.230</b>	32.933	1:17.858	<b>32.239</b>	1:16.729	32.534	1:17.077	<b>31.453</b>	1:14.963
	FL	38.400	<b>1:54.451</b>	<b>39.145</b>	<b>1:57.122</b>	37.588	<b>1:51.818</b>	42.125	<b>1:59.983</b>	<b>38.625</b>	<b>1:55.354</b>	38.543	<b>1:55.619</b>	<b>37.447</b>	<b>1:52.410</b>
4	IP1	44.131	44.131	<b>44.899</b>	<b>44.899</b>	43.065	43.065	<b>44.648</b>	<b>44.648</b>	45.439	45.439	<b>44.043</b>	<b>44.043</b>	<b>43.183</b>	<b>43.183</b>
	IP2	32.069	1:16.200	32.876	<b>1:17.775</b>	<b>31.191</b>	1:14.256	<b>32.580</b>	<b>1:17.228</b>	33.914	1:19.353	<b>32.322</b>	<b>1:16.365</b>	31.485	<b>1:14.668</b>
	FL	<b>38.218</b>	<b>1:54.417</b>	39.211	<b>1:56.986</b>	<b>37.456</b>	<b>1:51.712</b>	<b>38.806</b>	<b>1:56.034</b>	39.980	<b>1:59.333</b>	<b>38.401</b>	<b>1:54.766</b>	37.708	<b>1:52.376</b>
5	IP1	<b>44.017</b>	<b>44.017</b>	55.762	55.762	46.840	46.840	45.986	45.986	<b>44.262</b>	<b>44.262</b>	44.296	44.296	43.235	43.235
	IP2	32.034	<b>1:16.051</b>	45.014	1:40.776	36.979	1:23.819	34.155	1:20.141	32.350	<b>1:16.612</b>	32.432	1:16.728	32.000	1:15.235
	FL	38.301	<b>1:54.352</b>	-----	-----	55.004	<b>2:18.823</b>	-----	-----	38.666	<b>1:55.278</b>	38.933	<b>1:55.661</b>	37.822	<b>1:53.057</b>
6	IP1	44.217	44.217			43.124	43.124			44.462	44.462	44.344	44.344	43.246	43.246
	IP2	35.421	1:19.638			31.500	1:14.624			32.328	1:16.790	32.934	1:17.278	31.548	1:14.794
	FL	39.864	<b>1:59.502</b>			-----	-----			-----	-----	40.238	<b>1:57.516</b>	38.130	<b>1:52.924</b>
7	IP1	47.004	47.004							48.371	48.371	48.371	48.371	43.589	43.589
	IP2	37.850	1:24.854							37.396	1:25.767	37.396	1:25.767	32.063	1:15.652
	FL		-----								-----		-----		-----
8	IP1														
	IP2														
	FL														



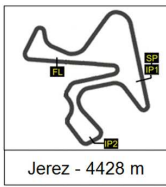
# CPV / IBERIAN SUPERCARS (GT4) QUALIFYING PRACTICE 2 ANALYSIS

Número	38		40		41		48		50		58		81		
Vta	Sector	Vuelta	Sector	Vuelta	Sector	Vuelta	Sector	Vuelta	Sector	Vuelta	Sector	Vuelta	Sector	Vuelta	
1	IP1	56.280	56.280	54.207	54.207	53.427	53.427	55.528	55.528	54.062	54.062	1:03.12	1:03.127	57.291	57.291
	IP2	35.858	1:32.138	33.869	1:28.076	35.957	1:29.384	35.247	1:30.775	36.537	1:30.599	38.479	1:41.606	39.409	1:36.700
	FL	42.561	<b>2:14.699</b>	39.969	<b>2:08.045</b>	40.237	<b>2:09.621</b>	39.701	<b>2:10.476</b>	50.000	<b>2:20.599</b>	40.812	<b>2:22.418</b>	45.895	<b>2:22.595</b>
2	IP1	44.911	44.911	45.213	45.213	45.349	45.349	43.989	43.989	49.936	49.936	49.719	49.719	52.236	52.236
	IP2	32.485	1:17.396	33.464	1:18.677	33.188	1:18.537	32.465	1:16.454	38.067	1:28.003	33.277	1:22.996	40.456	1:32.692
	FL	38.728	<b>1:56.124</b>	40.444	<b>1:59.121</b>	38.934	<b>1:57.471</b>	38.426	<b>1:54.880</b>	43.944	<b>2:11.946</b>	40.137	<b>2:03.133</b>	39.996	<b>2:12.688</b>
3	IP1	<b>44.281</b>	<b>44.281</b>	44.601	44.601	43.444	43.444	43.422	43.422	44.114	44.114	44.204	44.204	43.364	43.364
	IP2	<b>32.115</b>	<b>1:16.396</b>	32.790	1:17.391	31.636	1:15.080	<b>31.600</b>	<b>1:15.022</b>	32.776	1:16.890	32.276	1:16.480	31.434	1:14.798
	FL	<b>38.519</b>	<b>1:54.915</b>	39.315	<b>1:56.706</b>	41.185	<b>1:56.265</b>	37.802	<b>1:52.824</b>	42.936	<b>1:59.826</b>	38.615	<b>1:55.095</b>	37.932	<b>1:52.730</b>
4	IP1	44.314	44.314	44.757	44.757	43.476	43.476	<b>43.254</b>	<b>43.254</b>	<b>43.826</b>	<b>43.826</b>	44.091	44.091	<b>43.169</b>	<b>43.169</b>
	IP2	32.341	1:16.655	<b>32.605</b>	<b>1:17.362</b>	<b>31.600</b>	1:15.076	31.812	1:15.066	32.087	<b>1:15.913</b>	32.308	1:16.399	31.617	1:14.786
	FL	38.827	<b>1:55.481</b>	39.146	<b>1:56.508</b>	<b>38.047</b>	<b>1:53.123</b>	<b>37.796</b>	<b>1:52.861</b>	<b>38.011</b>	<b>1:53.924</b>	38.586	<b>1:54.985</b>	<b>37.745</b>	<b>1:52.531</b>
5	IP1	44.520	44.520	44.784	44.784	43.540	43.540	43.604	43.604	44.176	44.176	<b>43.927</b>	<b>43.927</b>	43.200	43.200
	IP2	32.632	1:17.152	33.573	1:18.357	34.206	1:17.746	35.495	1:19.099	35.126	1:19.302	32.207	1:16.134	<b>31.304</b>	<b>1:14.504</b>
	FL	41.081	<b>1:58.233</b>	39.547	<b>1:57.904</b>	40.427	<b>1:58.173</b>	44.689	<b>2:03.787</b>	47.264	<b>2:06.566</b>	39.047	<b>1:55.181</b>	37.805	<b>1:52.309</b>
6	IP1	44.328	44.328	45.737	45.737	43.692	43.692	43.596	43.596	44.222	44.222	43.946	43.946	43.253	43.253
	IP2	32.371	1:16.699	33.048	1:18.785	32.482	1:16.174	31.758	1:15.354	<b>31.898</b>	1:16.120	<b>32.121</b>	<b>1:16.067</b>	31.749	1:15.002
	FL	38.718	<b>1:55.417</b>	39.398	<b>1:58.183</b>	38.757	<b>1:54.930</b>	-----	-----	42.537	<b>1:58.657</b>	<b>38.501</b>	<b>1:54.568</b>	37.910	<b>1:52.912</b>
7	IP1			44.850	44.850	<b>43.325</b>	<b>43.325</b>			44.013	44.013			48.396	48.396
	IP2			33.160	1:18.010	31.710	<b>1:15.035</b>			32.295	1:16.308			37.688	1:26.084
	FL		-----	<b>39.130</b>	<b>1:57.140</b>	59.689	PIT EXIT				-----		-----		-----
8	IP1			<b>44.576</b>	<b>44.576</b>	48.060	48.060								
	IP2			32.974	1:17.550	33.882	1:21.942								
	FL			39.632	<b>1:57.182</b>		-----								



## CPV / IBERIAN SUPERCARS (GT4) QUALIFYING PRACTICE 2 ANALYSIS

Número	88		98		99		115		116		777		0	
	Vta	Sector	Vuelta	Sector	Vuelta	Sector	Vuelta	Sector	Vuelta	Sector	Vuelta	Sector	Vuelta	
1	IP1	55.170	55.170	52.368	52.368	48.668	48.668	56.062	56.062	56.955	56.955	55.548	55.548	
	IP2	36.720	1:31.890	33.478	1:25.846	35.768	1:24.436	38.027	1:34.089	38.139	1:35.094	35.775	1:31.323	
	FL	42.255	<b>2:14.145</b>	39.104	<b>2:04.950</b>	44.901	<b>2:09.337</b>	43.955	<b>2:18.044</b>	42.997	<b>2:18.091</b>	45.213	<b>2:16.536</b>	
2	IP1	47.656	47.656	45.021	45.021	48.582	48.582	46.786	46.786	47.670	47.670	45.727	45.727	
	IP2	33.261	1:20.917	33.066	1:18.087	36.222	1:24.804	35.684	1:22.470	35.807	1:23.477	33.592	1:19.319	
	FL	38.743	<b>1:59.660</b>	39.124	<b>1:57.210</b>	43.927	<b>2:08.731</b>	39.417	<b>2:01.887</b>	38.844	<b>2:02.320</b>	39.854	<b>1:59.173</b>	
3	IP1	45.874	45.874	44.838	44.838	50.062	50.062	<b>43.170</b>	<b>43.170</b>	43.528	43.528	44.980	44.980	
	IP2	33.939	1:19.813	32.947	1:17.785	36.208	1:26.270	<b>31.416</b>	<b>1:14.586</b>	31.710	1:15.238	<b>32.366</b>	<b>1:17.346</b>	
	FL	39.362	<b>1:59.175</b>	38.596	<b>1:56.381</b>	1:43.80	PIT EXIT	37.998	<b>1:52.584</b>	<b>37.717</b>	<b>1:52.955</b>	38.811	<b>1:56.157</b>	
4	IP1	48.145	48.145	44.522	44.522	47.161	47.161	43.209	43.209	43.341	43.341	44.947	44.947	
	IP2	34.521	1:22.666	32.802	1:17.324	33.426	1:20.587	31.448	1:14.657	<b>31.469</b>	<b>1:14.810</b>	32.670	1:17.617	
	FL	38.677	<b>2:01.343</b>	39.415	<b>1:56.739</b>	39.144	<b>1:59.731</b>	<b>37.877</b>	<b>1:52.534</b>	37.755	<b>1:52.565</b>	<b>38.666</b>	<b>1:56.283</b>	
5	IP1	44.117	44.117	44.493	44.493	43.244	43.244	43.194	43.194	43.482	43.482	<b>44.880</b>	<b>44.880</b>	
	IP2	32.940	1:17.057	32.452	1:16.945	<b>31.464</b>	1:14.708	31.507	1:14.701	31.724	1:15.206	32.581	1:17.461	
	FL	<b>38.320</b>	<b>1:55.377</b>	<b>38.559</b>	<b>1:55.504</b>	37.498	<b>1:52.206</b>	37.880	<b>1:52.581</b>	37.976	<b>1:53.182</b>	39.591	<b>1:57.052</b>	
6	IP1	<b>43.995</b>	<b>43.995</b>	<b>44.131</b>	<b>44.131</b>	<b>43.012</b>	<b>43.012</b>	43.201	43.201	<b>43.249</b>	<b>43.249</b>	45.169	45.169	
	IP2	34.145	1:18.140	<b>32.303</b>	<b>1:16.434</b>	31.508	<b>1:14.520</b>	31.657	1:14.858	31.652	1:14.901	35.107	1:20.276	
	FL	38.958	<b>1:57.098</b>	38.629	<b>1:55.063</b>	<b>37.386</b>	<b>1:51.905</b>	37.956	<b>1:52.814</b>	37.853	<b>1:52.753</b>			
7	IP1	44.196	44.196			43.273	43.273	44.192	44.192	43.404	43.404			
	IP2	<b>32.339</b>	<b>1:16.535</b>			31.527	1:14.800	38.399	1:22.591	31.650	1:15.054			
	FL	39.059	<b>1:55.594</b>			39.708	<b>1:54.508</b>							
8	IP1	44.408	44.408											
	IP2	36.283	1:20.691											
	FL													



d36

## CPV / IBERIAN SUPERCARS (GT4) QUALIFYING PRACTICE 2 40 BEST LAPS

Dorsal	Piloto	Nat	Equipo	Maq.	Hora	Vuelta	Tiempo
4	Jan DURAN	POR	Speedy Motorsport	Toyota	16:39:32	6	1:51.388
26	Francisco MORA	POR	Veloso Motorsport	Porsche	16:35:30	4	1:51.712
2	Mathieu MARTINS	POR	Racar Aston Martin	Aston Marti	16:37:19	4	1:51.807
26	Francisco MORA	POR	Veloso Motorsport	Porsche	16:33:38	3	1:51.818
99	Carlos VIEIRA	POR	Sports & You	Toyota	16:41:16	6	1:51.905
2	Mathieu MARTINS	POR	Racar Aston Martin	Aston Marti	16:35:27	3	1:51.915
4	Jan DURAN	POR	Speedy Motorsport	Toyota	16:35:48	4	1:52.076
99	Carlos VIEIRA	POR	Sports & You	Toyota	16:39:24	5	1:52.206
81	Jose M DE LOS MILAGROS	ESP	Promotion-MS	BMW	16:39:17	5	1:52.309
36	Filip VAVA-ATANACKOVIC	ESP	NM Racing Team	Mercedes	16:37:58	4	1:52.376
36	Filip VAVA-ATANACKOVIC	ESP	NM Racing Team	Mercedes	16:36:05	3	1:52.410
81	Jose M DE LOS MILAGROS	ESP	Promotion-MS	BMW	16:37:25	4	1:52.531
115	Nil MONTSERRAT	ESP	NM Racing Team	Mercedes	16:37:26	4	1:52.534
116	Andy CANTU	ESP	NM Racing Team	Mercedes	16:37:57	4	1:52.565
115	Nil MONTSERRAT	ESP	NM Racing Team	Mercedes	16:39:19	5	1:52.581
115	Nil MONTSERRAT	ESP	NM Racing Team	Mercedes	16:35:34	3	1:52.584
3	Roberto FARIA	POR	Racar Aston Martin	Aston Marti	16:35:50	3	1:52.671
8	Patrick CUNHA	POR	Veloso Motorsport	Audi	16:37:33	5	1:52.673
81	Jose M DE LOS MILAGROS	ESP	Promotion-MS	BMW	16:35:32	3	1:52.730
116	Andy CANTU	ESP	NM Racing Team	Mercedes	16:41:43	6	1:52.753
8	Patrick CUNHA	POR	Veloso Motorsport	Audi	16:39:25	6	1:52.802
115	Nil MONTSERRAT	ESP	NM Racing Team	Mercedes	16:41:12	6	1:52.814
48	Luis GONZALEZ	ESP	Team VRT	Mercedes	16:33:08	3	1:52.824
3	Roberto FARIA	POR	Racar Aston Martin	Aston Marti	16:37:43	4	1:52.829
48	Luis GONZALEZ	ESP	Team VRT	Mercedes	16:35:01	4	1:52.861
81	Jose M DE LOS MILAGROS	ESP	Promotion-MS	BMW	16:41:010	6	1:52.912
36	Filip VAVA-ATANACKOVIC	ESP	NM Racing Team	Mercedes	16:41:44	6	1:52.924
116	Andy CANTU	ESP	NM Racing Team	Mercedes	16:36:04	3	1:52.955
8	Patrick CUNHA	POR	Veloso Motorsport	Audi	16:35:40	4	1:52.984
4	Jan DURAN	POR	Speedy Motorsport	Toyota	16:37:41	5	1:52.995
36	Filip VAVA-ATANACKOVIC	ESP	NM Racing Team	Mercedes	16:39:51	5	1:53.057
41	Stepan SUSLOV	FRA	Mirage Racing	Aston Marti	16:35:38	4	1:53.123
116	Andy CANTU	ESP	NM Racing Team	Mercedes	16:39:50	5	1:53.182
16	Orlando BATINA	POR	Batina Racing	BMW	16:32:54	2	1:53.462
50	Alvaro GUTIERREZ	ESP	McLaren Barcelona - SMC Motorsp	McLaren	16:36:26	4	1:53.924
5	José C PIRES	SLV	Lema Racing	Mercedes	16:36:17	4	1:54.066
5	José C PIRES	SLV	Lema Racing	Mercedes	16:40:23	6	1:54.075
7	Gonçalo ARAÚJO	POR	Araújo Competição	Aston Marti	16:36:04	3	1:54.105
7	Gonçalo ARAÚJO	POR	Araújo Competição	Aston Marti	16:40:12	5	1:54.112
5	José C PIRES	SLV	Lema Racing	Mercedes	16:34:23	3	1:54.121



d37

## CPV / IBERIAN SUPERCARS (GT4) QUALIFYING PRACTICE 2 TOP FIVE LAPS

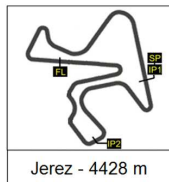
Piloto	Nat	Equipo	Top Five Laps				
4	Jan DURAN	POR Speedy Motorsport	1:51.388	1:52.076	1:52.995	1:58.694	1:59.505
26	Francisco MORA	POR Veloso Motorsport	1:51.712	1:51.818	2:10.175	2:18.823	2:22.982
2	Mathieu MARTINS	POR Racar Aston Martin	1:51.807	1:51.915	2:00.499	2:05.569	PIT EXIT
99	Carlos VIEIRA	POR Sports & You	1:51.905	1:52.206	1:54.508	1:59.731	2:08.731
81	Jose M DE LOS MILAGR	ESP Promotion-MS	1:52.309	1:52.531	1:52.730	1:52.912	2:12.688
36	Filip VAVA-ATANACKOVI	ESP NM Racing Team	1:52.376	1:52.410	1:52.924	1:53.057	2:00.451
115	Nil MONTSERRAT	ESP NM Racing Team	1:52.534	1:52.581	1:52.584	1:52.814	2:01.887
116	Andy CANTU	ESP NM Racing Team	1:52.565	1:52.753	1:52.955	1:53.182	2:02.320
3	Roberto FARIA	POR Racar Aston Martin	1:52.671	1:52.829	1:54.693	2:05.061	2:19.016
8	Patrick CUNHA	POR Veloso Motorsport	1:52.673	1:52.802	1:52.984	1:58.824	2:04.668
48	Luis GONZALEZ	ESP Team VRT	1:52.824	1:52.861	1:54.880	2:03.787	2:10.476
41	Stepan SUSLOV	FRA Mirage Racing	1:53.123	1:54.930	1:56.265	1:57.471	1:58.173
16	Orlando BATINA	POR Batina Racing	1:53.462	1:54.541	1:54.694	1:55.759	1:57.416
50	Alvaro GUTIERREZ	ESP McLaren Barcelona - SMC Motorspor	1:53.924	1:58.657	1:59.826	2:06.566	2:11.946
5	José C PIRES	SLV Lema Racing	1:54.066	1:54.075	1:54.121	1:54.925	1:56.848
7	Gonçalo ARAÚJO	POR Araújo Competição	1:54.105	1:54.112	1:55.000	2:13.715	2:18.030
21	Nuno BATISTA	POR Veloso Motorsport	1:54.352	1:54.417	1:54.451	1:59.502	2:06.388
58	Miguel NABAIS	POR Speedy Motorsport	1:54.568	1:54.985	1:55.095	1:55.181	2:03.133
32	Duarte P COELHO	SLV Lema Racing	1:54.766	1:55.619	1:55.661	1:57.516	1:58.853
38	Paulo MACEDO	SVN Lema Racing	1:54.915	1:55.417	1:55.481	1:56.124	1:58.233
98	Luis P LIBERAL	POR Speedy Motorsport	1:55.063	1:55.504	1:56.381	1:56.739	1:57.210
28	Guilherme LEMOS	POR Araújo Competição	1:55.278	1:55.354	1:59.333	2:02.580	2:14.396
88	Igor SOROKIN	ESP NM Racing Team	1:55.377	1:55.594	1:57.098	1:59.175	1:59.660
27	Rafael MUNCHARAZ	ESP McLaren Barcelona - SMC Motorspor	1:56.034	1:58.722	1:59.983	2:19.317	PIT EXIT
777	Ruben VAQUINHAS	POR Racar Aston Martin	1:56.157	1:56.283	1:57.052	1:59.173	2:16.536
40	Héctor HERNÁNDEZ	ESP Autoworks Motorsport / RACE	1:56.508	1:56.706	1:57.140	1:57.182	1:57.904
22	Gabriela CORREIA	POR JC Group Racing Team	1:56.986	1:57.122	1:57.265	2:08.961	PIT EXIT



d38

## CPV / IBERIAN SUPERCARS (GT4) QUALIFYING PRACTICE 2 40 BEST MAXIMUM SPEEDS

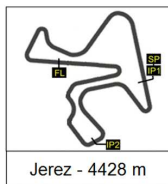
Dorsal	Piloto	Nat	Equipo	Maq.	Hora	Vuelta	Vmax
8	Patrick CUNHA	POR	Veloso Motorsport	Audi	16:38:16	5	208,1
8	Patrick CUNHA	POR	Veloso Motorsport	Audi	16:36:23	4	208,0
8	Patrick CUNHA	POR	Veloso Motorsport	Audi	16:42:14	7	207,5
50	Alvaro GUTIERREZ	ESP	McLaren Barcelona - SMC Motorsp	McLaren	16:37:010	4	207,4
50	Alvaro GUTIERREZ	ESP	McLaren Barcelona - SMC Motorsp	McLaren	16:35:16	3	206,9
8	Patrick CUNHA	POR	Veloso Motorsport	Audi	16:34:30	3	206,8
40	Héctor HERNÁNDEZ	ESP	Autoworks Motorsport / RACE	BMW	16:32:36	2	206,5
99	Carlos VIEIRA	POR	Sports & You	Toyota	16:40:07	5	206,4
40	Héctor HERNÁNDEZ	ESP	Autoworks Motorsport / RACE	BMW	16:40:25	6	206,2
50	Alvaro GUTIERREZ	ESP	McLaren Barcelona - SMC Motorsp	McLaren	16:33:16	2	206,2
40	Héctor HERNÁNDEZ	ESP	Autoworks Motorsport / RACE	BMW	16:30:37	1	206,1
50	Alvaro GUTIERREZ	ESP	McLaren Barcelona - SMC Motorsp	McLaren	16:41:15	6	206,1
40	Héctor HERNÁNDEZ	ESP	Autoworks Motorsport / RACE	BMW	16:34:33	3	206,1
16	Orlando BATINA	POR	Batina Racing	BMW	16:35:35	3	206,0
41	Stepan SUSLOV	FRA	Mirage Racing	Aston Marti	16:42:34	7	205,7
50	Alvaro GUTIERREZ	ESP	McLaren Barcelona - SMC Motorsp	McLaren	16:39:16	5	205,7
99	Carlos VIEIRA	POR	Sports & You	Toyota	16:41:59	6	205,5
99	Carlos VIEIRA	POR	Sports & You	Toyota	16:36:19	3	205,4
7	Gonçalo ARAÚJO	POR	Araújo Competição	Aston Marti	16:32:59	1	205,1
40	Héctor HERNÁNDEZ	ESP	Autoworks Motorsport / RACE	BMW	16:42:22	7	205,1
40	Héctor HERNÁNDEZ	ESP	Autoworks Motorsport / RACE	BMW	16:36:29	4	204,8
16	Orlando BATINA	POR	Batina Racing	BMW	16:31:45	1	204,7
99	Carlos VIEIRA	POR	Sports & You	Toyota	16:38:15	4	204,7
40	Héctor HERNÁNDEZ	ESP	Autoworks Motorsport / RACE	BMW	16:38:28	5	204,6
4	Jan DURAN	POR	Speedy Motorsport	Toyota	16:40:16	6	204,5
8	Patrick CUNHA	POR	Veloso Motorsport	Audi	16:40:09	6	204,5
58	Miguel NABAIS	POR	Speedy Motorsport	Porsche	16:41:06	5	204,5
7	Gonçalo ARAÚJO	POR	Araújo Competição	Aston Marti	16:34:53	2	204,4
7	Gonçalo ARAÚJO	POR	Araújo Competição	Aston Marti	16:39:01	4	204,4
58	Miguel NABAIS	POR	Speedy Motorsport	Porsche	16:35:21	2	204,3
16	Orlando BATINA	POR	Batina Racing	BMW	16:39:26	5	204,2
41	Stepan SUSLOV	FRA	Mirage Racing	Aston Marti	16:32:32	2	204,0
41	Stepan SUSLOV	FRA	Mirage Racing	Aston Marti	16:34:29	3	204,0
26	Francisco MORA	POR	Veloso Motorsport	Porsche	16:38:32	5	203,9
41	Stepan SUSLOV	FRA	Mirage Racing	Aston Marti	16:40:15	6	203,8
4	Jan DURAN	POR	Speedy Motorsport	Toyota	16:38:24	5	203,7
58	Miguel NABAIS	POR	Speedy Motorsport	Porsche	16:39:11	4	203,7
41	Stepan SUSLOV	FRA	Mirage Racing	Aston Marti	16:38:20	5	203,6
4	Jan DURAN	POR	Speedy Motorsport	Toyota	16:34:39	3	203,5
4	Jan DURAN	POR	Speedy Motorsport	Toyota	16:36:31	4	203,5



d39

## CPV / IBERIAN SUPERCARS (GT4) QUALIFYING PRACTICE 2 TOP FIVE MAXIMUM SPEEDS

Piloto	Nat	Equipo	Top Five Vmax				
8 Patrick CUNHA	POR	Veloso Motorsport	208,1	208,0	207,5	206,8	204,5
50 Alvaro GUTIERREZ	ESP	McLaren Barcelona - SMC Motorspor	207,4	206,9	206,2	206,1	205,7
40 Héctor HERNÁNDEZ	ESP	Autoworks Motorsport / RACE	206,5	206,2	206,1	206,1	205,1
99 Carlos VIEIRA	POR	Sports & You	206,4	205,5	205,4	204,7	201,8
16 Orlando BATINA	POR	Batina Racing	206,0	204,7	204,2	199,0	198,5
41 Stepan SUSLOV	FRA	Mirage Racing	205,7	204,0	204,0	203,8	203,6
7 Gonçalo ARAÚJO	POR	Araújo Competição	205,1	204,4	204,4	166,6	142,8
58 Miguel NABAIS	POR	Speedy Motorsport	204,5	204,3	203,7	203,0	200,4
4 Jan DURAN	POR	Speedy Motorsport	204,5	203,7	203,5	203,5	202,2
26 Francisco MORA	POR	Veloso Motorsport	203,9	203,5	203,4	202,7	158,8
81 Jose M DE LOS MILAGR	ESP	Promotion-MS	203,3	202,9	202,1	200,0	181,8
3 Roberto FARIA	POR	Racar Aston Martin	203,1	202,4	201,8	200,5	172,5
115 Nil MONTSERRAT	ESP	NM Racing Team	202,9	202,9	202,8	202,4	190,5
36 Filip VAVA-ATANACKOVI	ESP	NM Racing Team	202,9	202,4	202,3	202,2	202,2
27 Rafael MUNCHARAZ	ESP	McLaren Barcelona - SMC Motorspor	202,9	200,0	199,7	198,5	192,6
88 Igor SOROKIN	ESP	NM Racing Team	202,7	202,4	201,5	201,3	200,5
2 Mathieu MARTINS	POR	Racar Aston Martin	202,3	201,8	201,6	201,2	199,1
98 Luis P LIBERAL	POR	Speedy Motorsport	202,1	201,9	201,6	200,6	200,4
32 Duarte P COELHO	SLV	Lema Racing	201,5	200,9	200,2	200,0	191,9
48 Luis GONZALEZ	ESP	Team VRT	201,5	200,5	199,6	199,1	198,6
38 Paulo MACEDO	SVN	Lema Racing	200,8	200,1	199,5	199,1	197,8
21 Nuno BATISTA	POR	Veloso Motorsport	200,8	199,2	198,5	197,9	182,9
22 Gabriela CORREIA	POR	JC Group Racing Team	200,6	199,9	199,6	193,1	128,1
5 José C PIRES	SLV	Lema Racing	200,5	200,3	199,8	199,7	199,0
777 Ruben VAQUINHAS	POR	Racar Aston Martin	200,0	199,3	198,7	197,9	183,0
116 Andy CANTU	ESP	NM Racing Team	199,2	198,7	198,7	197,2	196,8
28 Guilherme LEMOS	POR	Araújo Competição	198,8	197,7	197,5	195,8	195,7



## CPV / SUPERCARS (GT4) QUALIFYING PRACTICE 2 IDEAL LAP

Ord.	#	Piloto	Club	S1	S2	S3	Vuelta ideal
1	4	Jan DURAN	Speedy Motorsport	43.014	30.997	37.377	1:51.388
2	26	Francisco MORA	Veloso Motorsport	43.037	31.191	37.456	1:51.684
3	2	Mathieu MARTINS	Racar Aston Martin	42.984	31.273	37.457	1:51.714
4	99	Carlos VIEIRA	Sports & You	43.012	31.464	37.386	1:51.862
5	36	Filip VAVA-ATANAC	NM Racing Team	43.183	31.453	37.447	1:52.083
6	81	Jose M DE LOS MIL	Promotion-MS	43.169	31.304	37.745	1:52.218
7	116	Andy CANTU	NM Racing Team	43.249	31.469	37.717	1:52.435
8	115	Nii MONTSERRAT	NM Racing Team	43.170	31.416	37.877	1:52.463
9	8	Patrick CUNHA	Veloso Motorsport	43.069	31.610	37.807	1:52.486
10	3	Roberto FARIA	Racar Aston Martin	43.109	31.569	37.882	1:52.560
11	48	Luis GONZALEZ	Team VRT	43.254	31.600	37.796	1:52.650
12	41	Stepan SUSLOV	Mirage Racing	43.325	31.600	38.047	1:52.972
13	16	Orlando BATINA	Batina Racing	43.369	31.899	37.840	1:53.108
14	50	Alvaro GUTIERREZ	McLaren Barcelona -	43.826	31.898	38.011	1:53.735
15	5	José C PIRES	Lema Racing	43.874	31.888	38.082	1:53.844
16	7	Gonçalo ARAÚJO	Araújo Competição	43.781	31.861	38.227	1:53.869
17	21	Nuno BATISTA	Veloso Motorsport	44.017	32.020	38.218	1:54.255
18	58	Miguel NABAIS	Speedy Motorsport	43.927	32.121	38.501	1:54.549
19	88	Igor SOROKIN	NM Racing Team	43.995	32.339	38.320	1:54.654
20	32	Duarte P COELHO	Lema Racing	44.043	32.322	38.401	1:54.766
21	38	Paulo MACEDO	Lema Racing	44.281	32.115	38.519	1:54.915
22	98	Luis P LIBERAL	Speedy Motorsport	44.131	32.303	38.559	1:54.993
23	28	Guilherme LEMOS	Araújo Competição	44.262	32.239	38.625	1:55.126
24	777	Ruben VAQUINHAS	Racar Aston Martin	44.880	32.366	38.666	1:55.912
25	27	Rafael MUNCHARAZ	McLaren Barcelona -	44.648	32.580	38.806	1:56.034
26	40	Héctor HERNÁNDEZ	Autoworks Motorspor	44.576	32.605	39.130	1:56.311
27	22	Gabriela CORREIA	JC Group Racing Te	44.899	32.744	39.145	1:56.788