

1

CIRCUITO DE JEREZ - FORMULA 3 OFFICIAL TEST

Tuesday, October 8th 2024 - Morning Session

TESTING RESULTS

CONDICIONES ATMOSFERICAS: **Nublado**ESTADO DE LA PISTA: **Seca**

Ord.	#	Piloto	Licencia	Club	Marca	NV	VR	Tiempo	Gap	Intv	VMax
1	12	Mari BOYA	ESP	Campos Racing	Dallara	23	23	1:31.281	----	----	241,8
2	10	Jesse CARRASQUEDO	MEX	Campos Racing	Dallara	21	21	1:31.418	0.137	0.137	241,5
3	18	Christian HO	SIN	Jenzer Motorsport	Dallara	25	25	1:32.096	0.815	0.678	242,3
4	31	Roman BILINSKI	GBR	Rodin Motorsport	Dallara	29	29	1:32.201	0.920	0.105	242,4
5	20	Theophile NAEL	FRA	Van Amersfoort Racing	Dallara	19	19	1:32.307	1.026	0.106	243,6
6	3	Ugo UGOCHUKWU	USA	PREMA Racing	Dallara	24	22	1:32.417	1.136	0.110	241,7
7	19	Matias ZAGAZETA	PER	Jenzer Motorsport	Dallara	23	22	1:32.618	1.337	0.201	241,9
8	9	Alessandro GIUSTI	FRA	MP Motorsport	Dallara	20	19	1:32.772	1.491	0.154	242,4
9	11	Tasanapol INTHRAPHUVAS	THA	Campos Racing	Dallara	18	17	1:32.829	1.548	0.057	239,9
10	29	Freddie SLATER	GBR	Rodin Motorsport	Dallara	28	27	1:32.870	1.589	0.041	242,1
11	30	Louis SHARP	NZL	Rodin Motorsport	Dallara	28	28	1:33.004	1.723	0.134	242,2
12	21	John BENNETT	GBR	Van Amersfoort Racing	Dallara	19	17	1:33.081	1.800	0.077	240,9
13	28	Jose GARFIAS	MEX	AIX Racing	Dallara	24	23	1:33.083	1.802	0.002	242,4
14	8	Bruno DEL PINO	ESP	MP Motorsport	Dallara	22	22	1:33.180	1.899	0.097	242,4
15	26	Javier SAGRERA	ESP	AIX Racing	Dallara	25	25	1:33.214	1.933	0.034	243,4
16	2	Brando BADOER	ITA	PREMA Racing	Dallara	26	26	1:33.367	2.086	0.153	239,5
17	17	Nicola LACORTE	ITA	Jenzer Motorsport	Dallara	25	24	1:33.769	2.488	0.402	240,5
18	22	Ivan DOMINGUES	POR	Van Amersfoort Racing	Dallara	18	17	1:33.802	2.522	0.034	241,4
19	27	Niels KOOLEN	NED	AIX Racing	Dallara	27	27	1:33.827	2.546	0.024	241,7
20	15	Martinius STENSHORNE	NOR	Hitech Pulse-Eight	Dallara	17	17	1:45.204	13.923	11.377	235,3
21	14	Joshua DUFEK	AUT	Hitech Pulse-Eight	Dallara	15	13	1:45.432	14.151	0.228	234,8
22	24	Laurens VAN HOEPEN	NED	ART Grand Prix	Dallara	10	10	1:45.498	14.217	0.066	235,3
23	5	Rafael CAMARA	BRA	Trident	Dallara	12	12	1:45.544	14.263	0.046	234,8
24	6	Charlie WURZ	AUT	Trident	Dallara	16	14	1:45.591	14.310	0.047	233,8
25	23	James WHARTON	AUS	ART Grand Prix	Dallara	9	8	1:46.237	14.956	0.646	232,8
26	25	Tuukka TAPONEN	FIN	ART Grand Prix	Dallara	9	8	1:46.523	15.242	0.286	233,8
27	16	Gerrard XIE	CHN	Hitech Pulse-Eight	Dallara	15	15	1:46.702	15.421	0.179	233,8
28	4	Noah STROMSTED	DEN	Trident	Dallara	11	10	1:47.192	15.911	0.490	233,8
29	7	Tim TRAMNITZ	GER	MP Motorsport	Dallara	0	0	PIT EXIT	----	----	226,9

Circuito de Jerez, 8 DE OCTUBRE DE 2024

Hora:	Hora:	RESULTADOS PUBLICADOS A LAS 12:02 HORAS
-------	-------	---



2

CIRCUITO DE JEREZ - FORMULA 3 OFFICIAL TEST Tuesday, October 8th 2024 - Morning Session LAP BY LAP

Vuelta	2	3	4	5	6	7	8	9	10	11	12	14
1	PIT EXIT	PIT EXIT	2:17.355	2:14.037	PIT EXIT		PIT EXIT	PIT EXIT	PIT EXIT	PIT EXIT	PIT EXIT	PIT EXIT
2	2:10.304	2:07.032	PIT EXIT	PIT EXIT	PIT EXIT		PIT EXIT	PIT EXIT	PIT EXIT	PIT EXIT	PIT EXIT	2:06.554
3	1:53.880	1:48.810	2:17.159	2:02.661	2:13.895		1:57.052	1:57.507	2:07.896	2:31.785	2:11.793	1:54.799
4	1:49.602	2:22.886	1:51.969	1:48.406	1:48.454		1:49.236	1:47.919	1:48.933	1:49.825	1:46.706	1:47.369
5	2:26.556	1:46.843	2:27.262	1:46.938	2:19.808		2:11.739	2:14.188	2:09.140	2:33.127	2:47.331	2:14.238
6	1:48.002	2:12.684	1:47.687	2:35.970	1:47.357		1:47.291	1:47.587	1:47.263	1:47.805	PIT EXIT	1:46.903
7	1:47.285	1:46.407	2:34.595	1:47.145	2:34.393		2:24.057	2:23.075	2:10.913	2:22.618	2:16.135	2:04.358
8	2:12.166	2:34.968	1:47.286	2:20.699	1:46.904		1:46.923	1:46.632	2:00.464	1:46.910	1:46.441	1:45.848
9	1:46.867	1:45.495	2:51.712	1:46.545	2:16.167		2:35.756	2:36.046	1:45.795	PIT EXIT	2:31.797	PIT EXIT
10	2:10.104	2:25.891	1:47.192*	PIT EXIT	1:46.793		1:46.954	1:46.416	2:05.968	2:02.299	1:46.252	2:10.876
11	1:46.597	1:45.765	2:42.057	1:59.576	PIT EXIT		2:15.458	PIT EXIT	1:46.000	1:43.287	PIT EXIT	1:46.295
12	1:46.625	PIT EXIT		1:45.544*	2:13.717		1:46.244	2:27.764	2:02.855	PIT EXIT	2:19.955	2:01.984
13	PIT EXIT	1:54.158			2:11.721		PIT EXIT	2:00.731	1:45.973	2:16.804	1:45.667	1:45.432*
14	2:00.908	1:44.984			1:45.591*		2:12.437	1:35.688	PIT EXIT	2:00.543	2:36.817	2:11.055
15	1:47.355	2:41.976			2:37.140		1:55.447	1:33.722	2:17.170	1:33.956	1:45.327	1:45.613
16	2:30.410	1:44.912			1:46.314		1:35.437	2:01.372	2:09.454	2:08.166	PIT EXIT	
17	1:49.494	PIT EXIT					1:34.452	1:33.327	1:35.374	1:32.829*	2:09.251	
18	1:46.070	2:08.360					2:04.568	2:03.279	2:05.361	2:09.517	1:53.415	
19	PIT EXIT	2:14.922					1:33.489	1:32.772*	1:32.986		1:33.092	
20	2:25.085	1:35.168					2:18.841	1:43.696	1:54.312		2:04.300	
21	2:11.366	1:50.830					1:33.817		1:31.418*		1:31.969	
22	1:36.353	1:32.417*					1:33.180*				2:16.007	
23	1:34.300	2:11.025									1:31.281*	
24	1:57.204	1:32.616										
25	2:11.561											
26	1:33.367*											

Vuelta	15	16	17	18	19	20	21	22	23	24	25	26
1	PIT EXIT	PIT EXIT	PIT EXIT	PIT EXIT	PIT EXIT	PIT EXIT	PIT EXIT	PIT EXIT	PIT EXIT	PIT EXIT	PIT EXIT	PIT EXIT
2	2:05.295	PIT EXIT	PIT EXIT	PIT EXIT	PIT EXIT	PIT EXIT	PIT EXIT	PIT EXIT	PIT EXIT	PIT EXIT	PIT EXIT	PIT EXIT
3	1:55.448	2:01.962	2:09.113	2:08.400	2:10.884	2:00.408	2:07.047	2:11.314	2:05.636	2:06.278	2:15.261	2:05.376
4	1:46.944	1:49.991	1:50.312	1:49.117	1:50.436	1:49.088	1:51.513	1:48.979	1:47.334	1:47.469	1:48.879	1:51.780
5	2:24.501	1:48.194	1:47.529	1:47.206	1:48.713	1:48.194	1:50.032	2:16.117	2:03.080	2:10.091	2:05.615	1:49.311
6	1:46.528	1:48.203	2:08.105	2:08.455	2:12.660	2:35.797	2:09.629	1:47.078	1:46.672	1:46.385	1:48.097	1:49.016
7	2:27.611	1:47.945	1:47.691	1:46.585	1:46.869	1:47.143	1:49.120	2:23.229	1:57.866	2:04.252	2:09.364	2:11.722
8	1:45.950	2:17.016	2:05.771	2:21.195	2:11.909	2:33.631	2:09.049	1:46.653	1:46.237*	1:46.184	1:46.523*	1:49.225
9	2:25.109	PIT EXIT	1:46.795	1:46.340	1:46.209	1:46.522	1:47.581	2:41.751	1:59.794	2:07.873	2:18.596	2:06.499
10	1:45.535	2:06.776	PIT EXIT	PIT EXIT	PIT EXIT	PIT EXIT	2:08.999	1:46.029		1:45.498*		1:48.530
11	PIT EXIT	1:47.786	1:55.605	2:06.226	2:05.069	2:20.361	1:47.139	PIT EXIT				PIT EXIT
12	2:13.966	2:13.679	1:47.028	1:46.227	1:46.476	1:58.090	PIT EXIT	2:20.912				2:01.937
13	1:45.800	1:46.922	2:09.700	1:59.160	2:10.799	1:38.420	2:18.465	1:57.617				1:46.419
14	2:20.470	2:15.328	1:46.794	1:45.599	1:45.884	2:01.105	2:01.014	1:39.068				2:05.390
15	1:45.679	1:46.702*	PIT EXIT	PIT EXIT	PIT EXIT	1:34.060	1:34.856	2:08.522				1:46.655
16	2:30.281		1:55.211	2:05.481	2:20.366	2:03.243	2:01.657	2:20.065				2:09.655
17	1:45.204*		PIT EXIT	1:45.926	2:05.884	1:32.732	1:33.081*	1:33.802*				1:46.747
18			2:23.550	PIT EXIT	1:35.743	2:16.814	2:03.760	1:34.456				PIT EXIT
19			2:08.675	2:21.104	2:09.826	1:32.307*	1:36.695					2:23.277





CIRCUITO DE JEREZ - FORMULA 3 OFFICIAL TEST

Tuesday, October 8th 2024 - Morning Session

LAP BY LAP

Vuelta	15	16	17	18	19	20	21	22	23	24	25	26
20			1:37.819	1:57.532	1:33.498							2:10.159
21			1:37.557	1:36.472	1:58.824							1:34.649
22			1:56.985	1:53.992	1:32.618*							2:03.875
23			2:00.095	1:33.395	2:01.478							PIT EXIT
24			1:33.769*	1:58.814								2:01.268
25			2:01.822	1:32.096*								1:33.214*

Vuelta	27	28	29	30	31							
1	PIT EXIT	PIT EXIT	2:04.321	2:14.039	2:18.528							
2	PIT EXIT	PIT EXIT	PIT EXIT	PIT EXIT	PIT EXIT							
3	2:10.824	2:07.296	1:57.255	2:05.264	2:11.056							
4	1:54.056	PIT EXIT	1:49.285	1:47.410	1:51.110							
5	1:51.162	1:55.388	2:11.741	2:08.556	2:07.035							
6	1:50.716	1:48.029	1:47.014	1:47.121	1:48.565							
7	1:49.329	1:48.228	2:28.752	2:31.356	2:23.233							
8	2:12.153	1:58.587	1:46.291	2:09.374	1:47.966							
9	1:49.763	1:47.606	2:38.095	1:47.285	2:24.150							
10	1:49.155	1:58.166	1:46.174	2:14.901	1:46.623							
11	PIT EXIT	1:47.601	2:35.079	1:46.592	2:34.319							
12	1:55.836	PIT EXIT	1:45.732	2:22.737	1:46.285							
13	1:48.604	1:57.731	2:45.686	1:46.612	2:40.990							
14	1:48.514	1:47.544	1:45.909	PIT EXIT	1:46.493							
15	2:21.173	2:05.903	PIT EXIT	2:18.566	PIT EXIT							
16	1:47.877	1:46.923	2:30.374	1:45.810	2:20.521							
17	2:03.098	PIT EXIT	1:45.966	2:29.288	1:46.468							
18	1:48.044	PIT EXIT	2:45.858	1:45.528	2:38.643							
19	PIT EXIT	2:06.607	1:45.528	2:43.266	1:46.208							
20	2:15.075	1:52.595	2:58.488	1:45.856	2:58.987							
21	1:49.814	1:34.578	1:45.737	PIT EXIT	1:46.186							
22	1:38.493	2:08.602	PIT EXIT	2:21.100	PIT EXIT							
23	1:49.449	1:33.083*	2:18.292	2:10.904	2:22.624							
24	1:34.668	2:10.471	1:58.959	1:34.317	2:06.295							
25	1:59.210		1:33.975	2:13.982	1:36.391							
26	1:34.129		2:17.058	1:33.111	2:19.904							
27	1:33.827*		1:32.870*	2:14.564	1:33.263							
28			2:15.350	1:33.004*	2:13.699							
29					1:32.201*							



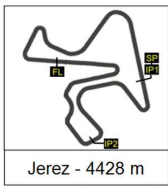
1
3

CIRCUITO DE JEREZ - FORMULA 3 OFFICIAL TEST

Tuesday, October 8th 2024 - Morning Session

ANALYSIS

Número	2		3		4		5		6		7		8	
Vta	Sector	Vuelta	Sector	Vuelta	Sector	Vuelta	Sector	Vuelta	Sector	Vuelta	Sector	Vuelta	Sector	Vuelta
19	IP1	44.597	44.597	51.143	51.143								35.772	35.772
	IP2	30.644	1:15.241	32.534	1:23.677								25.609	1:01.381
	FL	1:07:22	PIT EXIT	51.245	2:14.922								32.108	1:33.489
20	IP1	1:03.84	1:03.842	36.216	36.216								50.514	50.514
	IP2	37.802	1:41.644	26.057	1:02.273								36.289	1:26.803
	FL	43.441	2:25.085	32.895	1:35.168								52.038	2:18.841
21	IP1	45.574	45.574	35.493	35.493								36.217	36.217
	IP2	30.929	1:16.503	26.510	1:02.003								25.673	1:01.890
	FL	54.863	2:11.366	48.827	1:50.830								31.927	1:33.817
22	IP1	36.999	36.999	35.434	35.434								36.065	36.065
	IP2	26.512	1:03.511	25.421	1:00.855								25.452	1:01.517
	FL	32.842	1:36.353	31.562	1:32.417								31.663	1:33.180
23	IP1	36.107	36.107	48.019	48.019									
	IP2	25.969	1:02.076	37.618	1:25.637									
	FL	32.224	1:34.300	45.388	2:11.025									-----
24	IP1	41.567	41.567	35.416	35.416									
	IP2	39.554	1:21.121	25.481	1:00.897									
	FL	36.083	1:57.204	31.719	1:32.616									
25	IP1	44.848	44.848	42.064	42.064									
	IP2	38.729	1:23.577	30.650	1:12.714									
	FL	47.984	2:11.561		-----									
26	IP1	35.732	35.732											
	IP2	25.794	1:01.526											
	FL	31.841	1:33.367											
27	IP1	35.543	35.543											
	IP2	25.773	1:01.316											
	FL		-----											
28	IP1													
	IP2													
	FL													
29	IP1													
	IP2													
	FL													

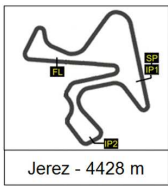


CIRCUITO DE JEREZ - FORMULA 3 OFFICIAL TEST

Tuesday, October 8th 2024 - Morning Session

ANALYSIS

Número	9		10		11		12		14		15		16	
Vta	Sector	Vuelta	Sector	Vuelta	Sector	Vuelta	Sector	Vuelta	Sector	Vuelta	Sector	Vuelta	Sector	Vuelta
19	IP1	35.372	35.372	35.896	35.896			36.054	36.054					
	IP2	25.915	1:01.287	25.646	1:01.542			25.719	1:01.773					
	FL	31.485	1:32.772	31.444	1:32.986		-----	31.319	1:33.092					
20	IP1	43.982	43.982	44.425	44.425			48.473	48.473					
	IP2	26.023	1:10.005	31.783	1:16.208			37.175	1:25.648					
	FL	33.691	1:43.696	38.104	1:54.312			38.652	2:04.300					
21	IP1			35.219	35.219			35.472	35.472					
	IP2			25.169	1:00.388			25.180	1:00.652					
	FL		-----	31.030	1:31.418			31.318	1:31.969					
22	IP1							57.323	57.323					
	IP2							40.568	1:37.891					
	FL				-----			38.116	2:16.007					
23	IP1							35.044	35.044					
	IP2							25.102	1:00.146					
	FL							31.135	1:31.281					
24	IP1													
	IP2													
	FL								-----					
25	IP1													
	IP2													
	FL													
26	IP1													
	IP2													
	FL													
27	IP1													
	IP2													
	FL													
28	IP1													
	IP2													
	FL													
29	IP1													
	IP2													
	FL													



CIRCUITO DE JEREZ - FORMULA 3 OFFICIAL TEST

Tuesday, October 8th 2024 - Morning Session

ANALYSIS

Número	17		18		19		20		21		22		23	
Vta	Sector	Vuelta	Sector	Vuelta	Sector	Vuelta	Sector	Vuelta	Sector	Vuelta	Sector	Vuelta	Sector	Vuelta
19	IP1	47.273	47.273	59.597	59.597	49.185	49.185	35.360	35.360	35.468	35.468			
	IP2	35.655	1:22.928	37.587	1:37.184	39.332	1:28.517	25.572	1:00.932	25.517	1:00.985			
	FL	45.747	2:08.675	43.920	2:21.104	41.309	2:09.826	31.375	1:32.307	35.711	1:36.695			
20	IP1	37.232	37.232	46.353	46.353	35.946	35.946			45.367	45.367			
	IP2	27.003	1:04.235	34.188	1:20.541	25.641	1:01.587			41.979	1:27.346			
	FL	33.584	1:37.819	36.991	1:57.532	31.911	1:33.498							
21	IP1	36.369	36.369	36.531	36.531	47.414	47.414							
	IP2	26.228	1:02.597	27.155	1:03.686	34.356	1:21.770							
	FL	34.960	1:37.557	32.786	1:36.472	37.054	1:58.824							
22	IP1	43.528	43.528	46.134	46.134	35.352	35.352							
	IP2	33.996	1:17.524	32.144	1:18.278	25.644	1:00.996							
	FL	39.461	1:56.985	35.714	1:53.992	31.622	1:32.618							
23	IP1	48.657	48.657	35.694	35.694	41.369	41.369							
	IP2	33.373	1:22.030	26.084	1:01.778	33.068	1:14.437							
	FL	38.065	2:00.095	31.617	1:33.395	47.041	2:01.478							
24	IP1	35.969	35.969	49.107	49.107									
	IP2	25.867	1:01.836	34.357	1:23.464									
	FL	31.933	1:33.769	35.350	1:58.814									
25	IP1	40.963	40.963	35.278	35.278									
	IP2	34.519	1:15.482	25.535	1:00.813									
	FL	46.340	2:01.822	31.283	1:32.096									
26	IP1			47.010	47.010									
	IP2			35.988	1:22.998									
	FL													
27	IP1													
	IP2													
	FL													
28	IP1													
	IP2													
	FL													
29	IP1													
	IP2													
	FL													



CIRCUITO DE JEREZ - FORMULA 3 OFFICIAL TEST

Tuesday, October 8th 2024 - Morning Session

ANALYSIS

Número	24		25		26		27		28		29		30	
	Vta	Sector	Vuelta	Sector	Vuelta	Sector	Vuelta	Sector	Vuelta	Sector	Vuelta	Sector	Vuelta	
19	IP1				1:00.36	1:00.366	52.153	52.153	49.335	49.335	40.006	40.006	1:01.07	1:01.074
	IP2				37.691	1:38.057	38.578	1:30.731	34.299	1:23.634	29.149	1:09.155	53.471	1:54.545
	FL				45.220	2:23.277	1:16:20	PIT EXIT	42.973	2:06.607	36.373	1:45.528	48.721	2:43.266
20	IP1				46.325	46.325	51.802	51.802	42.591	42.591	1:11.93	1:11.931	39.704	39.704
	IP2				35.781	1:22.106	37.630	1:29.432	29.937	1:12.528	46.800	1:58.731	29.349	1:09.053
	FL				48.053	2:10.159	45.643	2:15.075	40.067	1:52.595	59.757	2:58.488	36.803	1:45.856
21	IP1				36.589	36.589	43.995	43.995	36.361	36.361	39.634	39.634	52.774	52.774
	IP2				26.126	1:02.715	29.709	1:13.704	26.337	1:02.698	29.149	1:08.783	41.068	1:33.842
	FL				31.935	1:34.649	36.110	1:49.814	31.880	1:34.578	36.954	1:45.737	1:22:26	PIT EXIT
22	IP1				46.490	46.490	38.308	38.308	48.152	48.152	42.834	42.834	1:01.31	1:01.316
	IP2				35.160	1:21.650	27.010	1:05.318	35.367	1:23.519	31.688	1:14.522	37.666	1:38.982
	FL				42.225	2:03.875	33.175	1:38.493	45.083	2:08.602	1:21:45	PIT EXIT	42.118	2:21.100
23	IP1				35.686	35.686	44.028	44.028	35.501	35.501	58.704	58.704	46.427	46.427
	IP2				25.739	1:01.425	30.802	1:14.830	25.782	1:01.283	37.341	1:36.045	33.526	1:19.953
	FL				3:40.22	PIT EXIT	34.619	1:49.449	31.800	1:33.083	42.247	2:18.292	50.952	2:10.904
24	IP1				47.055	47.055	36.319	36.319	46.101	46.101	45.729	45.729	36.157	36.157
	IP2				35.295	1:22.350	26.141	1:02.460	42.279	1:28.380	33.634	1:19.363	26.128	1:02.285
	FL				38.918	2:01.268	32.208	1:34.668	42.091	2:10.471	39.596	1:58.959	32.032	1:34.317
25	IP1				36.108	36.108	45.591	45.591			36.356	36.356	49.374	49.374
	IP2				25.621	1:01.729	32.157	1:17.748			25.735	1:02.091	37.457	1:26.831
	FL				31.485	1:33.214	41.462	1:59.210			31.884	1:33.975	47.151	2:13.982
26	IP1						36.037	36.037			55.906	55.906	35.781	35.781
	IP2						26.038	1:02.075			39.196	1:35.102	25.601	1:01.382
	FL						32.054	1:34.129			41.956	2:17.058	31.729	1:33.111
27	IP1						36.034	36.034			35.553	35.553	50.968	50.968
	IP2						26.046	1:02.080			25.612	1:01.165	37.175	1:28.143
	FL						31.747	1:33.827			31.705	1:32.870	46.421	2:14.564
28	IP1						44.353	44.353			54.322	54.322	35.718	35.718
	IP2						29.414	1:13.767			40.724	1:35.046	25.564	1:01.282
	FL									40.304	2:15.350	31.722	1:33.004	
29	IP1										35.543	35.543	46.182	46.182
	IP2										25.494	1:01.037	29.161	1:15.343
	FL													



CIRCUITO DE JEREZ - FORMULA 3 OFFICIAL TEST

Tuesday, October 8th 2024 - Morning Session

ANALYSIS

Número	31			0		0		0		0		0		0	
Vta	Sector	Vuelta		Sector	Vuelta	Sector	Vuelta	Sector	Vuelta	Sector	Vuelta	Sector	Vuelta	Sector	Vuelta
1	IP1	58.153	58.153												
	IP2	37.874	1:36.027												
	FL	42.501	2:18.528												
2	IP1	47.746	47.746												
	IP2	35.118	1:22.864												
	FL	22:50.9	PIT EXIT												
3	IP1	56.589	56.589												
	IP2	35.019	1:31.608												
	FL	39.448	2:11.056												
4	IP1	42.527	42.527												
	IP2	31.278	1:13.805												
	FL	37.305	1:51.110												
5	IP1	50.105	50.105												
	IP2	36.416	1:26.521												
	FL	40.514	2:07.035												
6	IP1	41.258	41.258												
	IP2	30.234	1:11.492												
	FL	37.073	1:48.565												
7	IP1	50.413	50.413												
	IP2	40.964	1:31.377												
	FL	51.856	2:23.233												
8	IP1	40.853	40.853												
	IP2	29.787	1:10.640												
	FL	37.326	1:47.966												
9	IP1	53.339	53.339												
	IP2	39.310	1:32.649												
	FL	51.501	2:24.150												
10	IP1	40.272	40.272												
	IP2	29.542	1:09.814												
	FL	36.809	1:46.623												
11	IP1	55.427	55.427												
	IP2	45.166	1:40.593												
	FL	53.726	2:34.319												
12	IP1	40.052	40.052												
	IP2	29.395	1:09.447												
	FL	36.838	1:46.285												
13	IP1	59.705	59.705												
	IP2	49.321	1:49.026												
	FL	51.964	2:40.990												
14	IP1	40.252	40.252												
	IP2	29.297	1:09.549												
	FL	36.944	1:46.493												
15	IP1	44.648	44.648												
	IP2	31.352	1:16.000												
	FL	14:55.0	PIT EXIT												
16	IP1	1:00.10	1:00.107												
	IP2	38.307	1:38.414												
	FL	42.107	2:20.521												
17	IP1	40.121	40.121												
	IP2	29.605	1:09.726												
	FL	36.742	1:46.468												
18	IP1	53.310	53.310												
	IP2	48.818	1:42.128												
	FL	56.515	2:38.643												



5
3

CIRCUITO DE JEREZ - FORMULA 3 OFFICIAL TEST

Tuesday, October 8th 2024 - Morning Session

ANALYSIS

Número	31		0		0		0		0		0		0	
Vta	Sector	Vuelta	Sector	Vuelta	Sector	Vuelta	Sector	Vuelta	Sector	Vuelta	Sector	Vuelta	Sector	Vuelta
19	IP1	39.926	39.926											
	IP2	29.302	1:09.228											
	FL	36.980	1:46.208											
20	IP1	1:08.46	1:08.469											
	IP2	52.235	2:00.704											
	FL	58.283	2:58.987											
21	IP1	40.362	40.362											
	IP2	29.368	1:09.730											
	FL	36.456	1:46.186											
22	IP1	48.089	48.089											
	IP2	32.626	1:20.715											
	FL	1:21:31	PIT EXIT											
23	IP1	1:01.31	1:01.312											
	IP2	38.100	1:39.412											
	FL	43.212	2:22.624											
24	IP1	46.428	46.428											
	IP2	34.552	1:20.980											
	FL	45.315	2:06.295											
25	IP1	37.143	37.143											
	IP2	26.582	1:03.725											
	FL	32.666	1:36.391											
26	IP1	48.124	48.124											
	IP2	38.979	1:27.103											
	FL	52.801	2:19.904											
27	IP1	35.885	35.885											
	IP2	25.845	1:01.730											
	FL	31.533	1:33.263											
28	IP1	47.146	47.146											
	IP2	38.851	1:25.997											
	FL	47.703	2:13.699											
29	IP1	35.391	35.391											
	IP2	25.436	1:00.827											
	FL	31.374	1:32.201											



4

CIRCUITO DE JEREZ - FORMULA 3 OFFICIAL TEST
Tuesday, October 8th 2024 - Morning Session
40 BEST LAPS

Dorsal	Piloto	Nat	Equipo	Maq.	Hora	Vuelta	Tiempo
12	Mari BOYA	ESP	Campos Racing	Dallara	12:01:26	23	1:31.281
10	Jesse CARRASQUEDO	MEX	Campos Racing	Dallara	12:01:24	21	1:31.418
12	Mari BOYA	ESP	Campos Racing	Dallara	11:57:39	21	1:31.969
18	Christian HO	SIN	Jenzer Motorsport	Dallara	11:57:30	25	1:32.096
31	Roman BILINSKI	GBR	Rodin Motorsport	Dallara	11:58:36	29	1:32.201
20	Theophile NAEL	FRA	Van Amersfoort Racing	Dallara	12:01:30	19	1:32.307
3	Ugo UGOCHUKWU	USA	PREMA Racing	Dallara	11:54:44	22	1:32.417
3	Ugo UGOCHUKWU	USA	PREMA Racing	Dallara	11:58:28	24	1:32.616
19	Matias ZAGAZETA	PER	Jenzer Motorsport	Dallara	11:58:07	22	1:32.618
20	Theophile NAEL	FRA	Van Amersfoort Racing	Dallara	11:57:41	17	1:32.732
9	Alessandro GIUSTI	FRA	MP Motorsport	Dallara	11:59:05	19	1:32.772
11	Tasanapol INTHRAPHUVAS	THA	Campos Racing	Dallara	11:57:56	17	1:32.829
29	Freddie SLATER	GBR	Rodin Motorsport	Dallara	11:54:30	27	1:32.870
10	Jesse CARRASQUEDO	MEX	Campos Racing	Dallara	11:57:58	19	1:32.986
30	Louis SHARP	NZL	Rodin Motorsport	Dallara	11:58:42	28	1:33.004
21	John BENNETT	GBR	Van Amersfoort Racing	Dallara	11:54:11	17	1:33.081
28	Jose GARFIAS	MEX	AIX Racing	Dallara	11:57:51	23	1:33.083
12	Mari BOYA	ESP	Campos Racing	Dallara	11:54:02	19	1:33.092
30	Louis SHARP	NZL	Rodin Motorsport	Dallara	11:54:55	26	1:33.111
8	Bruno DEL PINO	ESP	MP Motorsport	Dallara	12:00:26	22	1:33.180
26	Javier SAGRERA	ESP	AIX Racing	Dallara	12:01:23	25	1:33.214
31	Roman BILINSKI	GBR	Rodin Motorsport	Dallara	11:54:50	27	1:33.263
9	Alessandro GIUSTI	FRA	MP Motorsport	Dallara	11:55:29	17	1:33.327
2	Brando BADOER	ITA	PREMA Racing	Dallara	11:58:33	26	1:33.367
18	Christian HO	SIN	Jenzer Motorsport	Dallara	11:53:59	23	1:33.395
8	Bruno DEL PINO	ESP	MP Motorsport	Dallara	11:54:60	19	1:33.489
19	Matias ZAGAZETA	PER	Jenzer Motorsport	Dallara	11:54:35	20	1:33.498
9	Alessandro GIUSTI	FRA	MP Motorsport	Dallara	11:51:54	15	1:33.722
17	Nicola LACORTE	ITA	Jenzer Motorsport	Dallara	11:58:11	24	1:33.769
22	Ivan DOMINGUES	POR	Van Amersfoort Racing	Dallara	11:58:48	17	1:33.802
8	Bruno DEL PINO	ESP	MP Motorsport	Dallara	11:58:52	21	1:33.817
27	Niels KOOLEN	NED	AIX Racing	Dallara	11:58:45	27	1:33.827
11	Tasanapol INTHRAPHUVAS	THA	Campos Racing	Dallara	11:54:15	15	1:33.956
29	Freddie SLATER	GBR	Rodin Motorsport	Dallara	11:50:40	25	1:33.975
20	Theophile NAEL	FRA	Van Amersfoort Racing	Dallara	11:54:05	15	1:34.060
27	Niels KOOLEN	NED	AIX Racing	Dallara	11:57:11	26	1:34.129
2	Brando BADOER	ITA	PREMA Racing	Dallara	11:52:51	23	1:34.300
30	Louis SHARP	NZL	Rodin Motorsport	Dallara	11:51:08	24	1:34.317
8	Bruno DEL PINO	ESP	MP Motorsport	Dallara	11:51:22	17	1:34.452
22	Ivan DOMINGUES	POR	Van Amersfoort Racing	Dallara	12:00:23	18	1:34.456



5

CIRCUITO DE JEREZ - FORMULA 3 OFFICIAL TEST

Tuesday, October 8th 2024 - Morning Session

TOP FIVE LAPS

Piloto	Nat	Equipo	Top Five Laps				
12 Mari BOYA	ESP	Campos Racing	1:31.281	1:31.969	1:33.092	1:45.327	1:45.667
10 Jesse CARRASQUEDO	MEX	Campos Racing	1:31.418	1:32.986	1:35.374	1:45.795	1:45.973
18 Christian HO	SIN	Jenzer Motorsport	1:32.096	1:33.395	1:36.472	1:45.599	1:45.926
31 Roman BILINSKI	GBR	Rodin Motorsport	1:32.201	1:33.263	1:36.391	1:46.186	1:46.208
20 Theophile NAEI	FRA	Van Amersfoort Racing	1:32.307	1:32.732	1:34.060	1:38.420	1:46.522
3 Ugo UGOCHUKWU	USA	PREMA Racing	1:32.417	1:32.616	1:35.168	1:44.912	1:44.984
19 Matias ZAGAZETA	PER	Jenzer Motorsport	1:32.618	1:33.498	1:35.743	1:45.884	1:46.209
9 Alessandro GIUSTI	FRA	MP Motorsport	1:32.772	1:33.327	1:33.722	1:35.688	1:43.696
11 Tasanapol INTHRAPHUV	THA	Campos Racing	1:32.829	1:33.956	1:43.287	1:46.910	1:47.805
29 Freddie SLATER	GBR	Rodin Motorsport	1:32.870	1:33.975	1:45.528	1:45.732	1:45.737
30 Louis SHARP	NZL	Rodin Motorsport	1:33.004	1:33.111	1:34.317	1:45.528	1:45.810
21 John BENNETT	GBR	Van Amersfoort Racing	1:33.081	1:34.856	1:36.695	1:47.139	1:47.581
28 Jose GARFIAS	MEX	AIX Racing	1:33.083	1:34.578	1:46.923	1:47.544	1:47.601
8 Bruno DEL PINO	ESP	MP Motorsport	1:33.180	1:33.489	1:33.817	1:34.452	1:35.437
26 Javier SAGRERA	ESP	AIX Racing	1:33.214	1:34.649	1:46.419	1:46.655	1:46.747
2 Brando BADOER	ITA	PREMA Racing	1:33.367	1:34.300	1:36.353	1:46.070	1:46.597
17 Nicola LACORTE	ITA	Jenzer Motorsport	1:33.769	1:37.557	1:37.819	1:46.794	1:46.795
22 Ivan DOMINGUES	POR	Van Amersfoort Racing	1:33.802	1:34.456	1:39.068	1:46.029	1:46.653
27 Niels KOOLEN	NED	AIX Racing	1:33.827	1:34.129	1:34.668	1:38.493	1:47.877
15 Martinius STENSHORNE	NOR	Hitech Pulse-Eight	1:45.204	1:45.535	1:45.679	1:45.800	1:45.950
14 Joshua DUFEK	AUT	Hitech Pulse-Eight	1:45.432	1:45.613	1:45.848	1:46.295	1:46.903
24 Laurens VAN HOEPEN	NED	ART Grand Prix	1:45.498	1:46.184	1:46.385	1:47.469	2:04.252
5 Rafael CAMARA	BRA	Trident	1:45.544	1:46.545	1:46.938	1:47.145	1:48.406
6 Charlie WURZ	AUT	Trident	1:45.591	1:46.314	1:46.793	1:46.904	1:47.357
23 James WHARTON	AUS	ART Grand Prix	1:46.237	1:46.672	1:47.334	1:57.866	1:59.794
25 Tuukka TAPONEN	FIN	ART Grand Prix	1:46.523	1:48.097	1:48.879	2:05.615	2:09.364
16 Gerrard XIE	CHI	Hitech Pulse-Eight	1:46.702	1:46.922	1:47.786	1:47.945	1:48.194
4 Noah STROMSTED	DEN	Trident	1:47.192	1:47.286	1:47.687	1:51.969	2:17.159
7 Tim TRAMNITZ	GER	MP Motorsport	PIT EXIT				



6

CIRCUITO DE JEREZ - FORMULA 3 OFFICIAL TEST

Tuesday, October 8th 2024 - Morning Session

40 BEST MAXIMUM SPEEDS

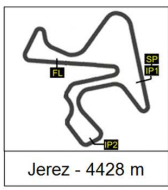
Dorsal	Piloto	Nat	Equipo	Maq.	Hora	Vuelta	Vmax
20	Theophile NAEL	FRA	Van Amersfoort Racing	Dallara	11:56:44	16	243,6
20	Theophile NAEL	FRA	Van Amersfoort Racing	Dallara	11:53:08	14	243,5
26	Javier SAGRERA	ESP	AIX Racing	Dallara	11:53:43	22	243,4
20	Theophile NAEL	FRA	Van Amersfoort Racing	Dallara	12:00:34	18	243,3
31	Roman BILINSKI	GBR	Rodin Motorsport	Dallara	11:57:39	28	242,4
28	Jose GARFIAS	MEX	AIX Racing	Dallara	11:53:12	20	242,4
9	Alessandro GIUSTI	FRA	MP Motorsport	Dallara	11:50:56	14	242,4
8	Bruno DEL PINO	ESP	MP Motorsport	Dallara	11:50:23	16	242,4
18	Christian HO	SIN	Jenzer Motorsport	Dallara	11:56:33	24	242,3
18	Christian HO	SIN	Jenzer Motorsport	Dallara	11:53:01	22	242,2
18	Christian HO	SIN	Jenzer Motorsport	Dallara	11:49:32	20	242,2
30	Louis SHARP	NZL	Rodin Motorsport	Dallara	11:53:57	25	242,2
29	Freddie SLATER	GBR	Rodin Motorsport	Dallara	11:53:33	26	242,1
31	Roman BILINSKI	GBR	Rodin Motorsport	Dallara	11:53:53	26	242,0
19	Matias ZAGAZETA	PER	Jenzer Motorsport	Dallara	11:57:09	21	241,9
12	Mari BOYA	ESP	Campos Racing	Dallara	12:00:30	22	241,8
28	Jose GARFIAS	MEX	AIX Racing	Dallara	11:56:54	22	241,7
27	Niels KOOLEN	NED	AIX Racing	Dallara	11:52:39	23	241,7
3	Ugo UGOCHUKWU	USA	PREMA Racing	Dallara	11:51:57	20	241,7
19	Matias ZAGAZETA	PER	Jenzer Motorsport	Dallara	11:53:38	19	241,6
9	Alessandro GIUSTI	FRA	MP Motorsport	Dallara	11:54:31	16	241,6
3	Ugo UGOCHUKWU	USA	PREMA Racing	Dallara	11:53:47	21	241,6
10	Jesse CARRASQUEDO	MEX	Campos Racing	Dallara	12:00:28	20	241,5
30	Louis SHARP	NZL	Rodin Motorsport	Dallara	11:57:45	27	241,5
22	Ivan DOMINGUES	POR	Van Amersfoort Racing	Dallara	11:59:24	17	241,2
29	Freddie SLATER	GBR	Rodin Motorsport	Dallara	11:57:21	28	241,0
20	Theophile NAEL	FRA	Van Amersfoort Racing	Dallara	11:49:29	12	241,0
21	John BENNETT	GBR	Van Amersfoort Racing	Dallara	11:53:14	16	240,9
26	Javier SAGRERA	ESP	AIX Racing	Dallara	11:50:05	20	240,9
9	Alessandro GIUSTI	FRA	MP Motorsport	Dallara	11:58:08	18	240,8
27	Niels KOOLEN	NED	AIX Racing	Dallara	11:56:13	25	240,5
17	Nicola LACORTE	ITA	Jenzer Motorsport	Dallara	11:57:13	23	240,5
12	Mari BOYA	ESP	Campos Racing	Dallara	11:56:42	20	240,4
3	Ugo UGOCHUKWU	USA	PREMA Racing	Dallara	11:57:31	23	240,4
30	Louis SHARP	NZL	Rodin Motorsport	Dallara	11:50:09	23	240,4
19	Matias ZAGAZETA	PER	Jenzer Motorsport	Dallara	11:49:53	17	240,2
11	Tasanapol INTHRAPHUVAS	THA	Campos Racing	Dallara	11:56:59	16	239,9
22	Ivan DOMINGUES	POR	Van Amersfoort Racing	Dallara	11:57:51	16	239,8
12	Mari BOYA	ESP	Campos Racing	Dallara	11:53:05	18	239,8
8	Bruno DEL PINO	ESP	MP Motorsport	Dallara	11:54:02	18	239,7



7

CIRCUITO DE JEREZ - FORMULA 3 OFFICIAL TEST
Tuesday, October 8th 2024 - Morning Session
TOP FIVE MAXIMUM SPEEDS

Piloto	Nat	Equipo	Top Five Vmax				
20	Theophile NAEL	FRA Van Amersfoort Racing	243,6	243,5	243,3	241,0	235,3
26	Javier SAGRERA	ESP AIX Racing	243,4	240,9	234,3	234,3	233,8
31	Roman BILINSKI	GBR Rodin Motorsport	242,4	242,0	239,0	234,3	233,8
28	Jose GARFIAS	MEX AIX Racing	242,4	241,7	233,3	232,8	232,8
9	Alessandro GIUSTI	FRA MP Motorsport	242,4	241,6	240,8	238,7	230,9
8	Bruno DEL PINO	ESP MP Motorsport	242,4	239,7	238,4	236,6	234,3
18	Christian HO	SIN Jenzer Motorsport	242,3	242,2	242,2	236,8	236,3
30	Louis SHARP	NZL Rodin Motorsport	242,2	241,5	240,4	234,3	233,3
29	Freddie SLATER	GBR Rodin Motorsport	242,1	241,0	239,4	235,8	234,3
19	Matias ZAGAZETA	PER Jenzer Motorsport	241,9	241,6	240,2	234,8	233,8
12	Mari BOYA	ESP Campos Racing	241,8	240,4	239,8	233,3	232,8
3	Ugo UGOCHUKWU	USA PREMA Racing	241,7	241,6	240,4	238,7	234,8
27	Niels KOOLEN	NED AIX Racing	241,7	240,5	238,7	235,5	234,7
10	Jesse CARRASQUEDO	MEX Campos Racing	241,5	239,1	237,6	232,8	232,8
22	Ivan DOMINGUES	POR Van Amersfoort Racing	241,2	239,8	238,9	233,8	233,8
21	John BENNETT	GBR Van Amersfoort Racing	240,9	239,1	238,6	235,3	234,3
17	Nicola LACORTE	ITA Jenzer Motorsport	240,5	238,9	236,7	233,8	233,3
11	Tasanapol INTHRAPHUV	THA Campos Racing	239,9	239,3	235,8	233,8	233,8
2	Brando BADOER	ITA PREMA Racing	239,5	238,3	237,6	233,4	232,3
15	Martinius STENSHORNE	NOR Hitech Pulse-Eight	235,3	234,8	234,3	233,8	233,3
24	Laurens VAN HOEPEN	NED ART Grand Prix	235,3	234,8	234,3	231,8	221,3
14	Joshua DUFEK	AUT Hitech Pulse-Eight	234,8	234,3	234,3	233,8	233,8
5	Rafael CAMARA	BRA Trident	234,8	233,8	233,3	232,8	232,3
6	Charlie WURZ	AUT Trident	233,8	233,3	232,8	232,8	231,3
16	Gerrard XIE	CHI Hitech Pulse-Eight	233,8	233,3	232,3	231,8	231,8
25	Tuukka TAPONEN	FIN ART Grand Prix	233,8	233,3	232,3	229,3	222,7
4	Noah STROMSTED	DEN Trident	233,8	232,8	232,3	231,8	231,8
23	James WHARTON	AUS ART Grand Prix	232,8	232,3	232,3	231,8	229,8
7	Tim TRAMNITZ	GER MP Motorsport	226,9				



8

CIRCUITO DE JEREZ - FORMULA 3 OFFICIAL TEST Tuesday, October 8th 2024 - Afternoon Session TESTING RESULTS

CONDICIONES ATMOSFERICAS: **Nublado**

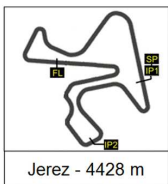
ESTADO DE LA PISTA: **Seca**

Ord.	#	Piloto	Licencia	Club	Marca	NV	VR	Tiempo	Gap	Intv	VMax
1	15	Martinius STENSHORNE	NOR	Hitech Pulse-Eight	Dallara	36	34	1:30.761	----	----	240,2
2	12	Mari BOYA	ESP	Campos Racing	Dallara	38	36	1:30.877	0.116	0.116	240,0
3	21	John BENNETT	GBR	Van Amersfoort Racing	Dallara	44	32	1:30.906	0.145	0.029	241,6
4	10	Jesse CARRASQUEDO	MEX	Campos Racing	Dallara	36	34	1:30.921	0.160	0.015	240,5
5	24	Laurens VAN HOEPEN	NED	ART Grand Prix	Dallara	31	16	1:31.032	0.271	0.111	238,5
6	14	Joshua DUFEK	AUT	Hitech Pulse-Eight	Dallara	36	34	1:31.060	0.299	0.028	239,5
7	18	Christian HO	SIN	Jenzer Motorsport	Dallara	34	19	1:31.149	0.388	0.089	239,6
8	11	Tasanapol INTHRAPHUVAS	THA	Campos Racing	Dallara	37	29	1:31.153	0.392	0.004	240,7
9	31	Roman BILINSKI	GBR	Rodin Motorsport	Dallara	39	37	1:31.267	0.506	0.114	240,2
10	4	Noah STROMSTED	DEN	Trident	Dallara	32	19	1:31.273	0.512	0.006	239,7
11	3	Ugo UGOCHUKWU	USA	PREMA Racing	Dallara	42	27	1:31.319	0.558	0.046	237,2
12	5	Rafael CAMARA	BRA	Trident	Dallara	37	37	1:31.368	0.607	0.049	239,3
13	6	Charlie WURZ	AUT	Trident	Dallara	36	24	1:31.400	0.639	0.032	239,9
14	20	Theophile NAEL	FRA	Van Amersfoort Racing	Dallara	43	31	1:31.418	0.657	0.018	241,9
15	23	James WHARTON	AUS	ART Grand Prix	Dallara	34	34	1:31.437	0.676	0.019	241,9
16	26	Javier SAGRERA	ESP	AIX Racing	Dallara	35	33	1:31.503	0.742	0.066	241,3
17	19	Matias ZAGAZETA	PER	Jenzer Motorsport	Dallara	33	30	1:31.518	0.757	0.015	241,4
18	1	Noel LEON	MEX	PREMA Racing	Dallara	36	34	1:31.541	0.780	0.023	238,6
19	8	Bruno DEL PINO	ESP	MP Motorsport	Dallara	48	17	1:31.627	0.866	0.086	238,9
20	7	Tim TRAMNITZ	GER	MP Motorsport	Dallara	48	48	1:31.629	0.868	0.002	240,1
21	29	Freddie SLATER	GBR	Rodin Motorsport	Dallara	42	42	1:31.669	0.908	0.040	239,9
22	9	Alessandro GIUSTI	FRA	MP Motorsport	Dallara	47	26	1:31.676	0.915	0.007	240,3
23	25	Tuukka TAPONEN	FIN	ART Grand Prix	Dallara	33	33	1:31.899	1.138	0.223	237,8
24	2	Brando BADOER	ITA	PREMA Racing	Dallara	46	45	1:31.908	1.147	0.009	236,7
25	16	Gerrard XIE	CHN	Hitech Pulse-Eight	Dallara	39	37	1:31.918	1.157	0.010	239,3
26	30	Louis SHARP	NZL	Rodin Motorsport	Dallara	42	42	1:31.956	1.195	0.038	239,7
27	22	Ivan DOMINGUES	POR	Van Amersfoort Racing	Dallara	44	34	1:31.960	1.199	0.004	238,5
28	17	Nicola LACORTE	ITA	Jenzer Motorsport	Dallara	33	31	1:31.985	1.224	0.025	238,7
29	27	Niels KOOLEN	NED	AIX Racing	Dallara	34	19	1:32.297	1.536	0.312	242,6
30	28	Jose GARFIAS	MEX	AIX Racing	Dallara	1	1	2:05.702	34.941	33.405	214,0

Circuito de Jerez, 8 DE OCTUBRE DE 2024

Hora:	Hora:	RESULTADOS PUBLICADOS A LAS 17:04 HORAS
-------	-------	---





9

CIRCUITO DE JEREZ - FORMULA 3 OFFICIAL TEST

Tuesday, October 8th 2024

TWO SESSIONS COMBINED RESULTS

Ord. #	Piloto	Club	Marca	Neum	NVT	Sesion 1			Sesion 2			Mejor Tiempo
						VR	NV	Tiempo	VR	NV	Tiempo	
1	15	Martinius STENSHORNE	Hitech Pulse-Eight	Dallara	Pirelli 53	17	17	1:45.204	34	36	1:30.761	1:30.761
2	12	Mari BOYA	Campos Racing	Dallara	Pirelli 61	23	23	1:31.281	36	38	1:30.877	1:30.877
3	21	John BENNETT	Van Amersfoort Racing	Dallara	Pirelli 63	17	19	1:33.081	32	44	1:30.906	1:30.906
4	10	Jesse CARRASQUEDO	Campos Racing	Dallara	Pirelli 57	21	21	1:31.418	34	36	1:30.921	1:30.921
5	24	Laurens VAN HOEPEN	ART Grand Prix	Dallara	Pirelli 41	10	10	1:45.498	16	31	1:31.032	1:31.032
6	14	Joshua DUFEK	Hitech Pulse-Eight	Dallara	Pirelli 51	13	15	1:45.432	34	36	1:31.060	1:31.060
7	18	Christian HO	Jenzer Motorsport	Dallara	Pirelli 59	25	25	1:32.096	19	34	1:31.149	1:31.149
8	11	Tasanapol INTHRAPHUV	Campos Racing	Dallara	Pirelli 55	17	18	1:32.829	29	37	1:31.153	1:31.153
9	31	Roman BILINSKI	Rodin Motorsport	Dallara	Pirelli 68	29	29	1:32.201	37	39	1:31.267	1:31.267
10	4	Noah STROMSTED	Trident	Dallara	Pirelli 43	10	11	1:47.192	19	32	1:31.273	1:31.273
11	3	Ugo UGOCHUKWU	PREMA Racing	Dallara	Pirelli 66	22	24	1:32.417	27	42	1:31.319	1:31.319
12	5	Rafael CAMARA	Trident	Dallara	Pirelli 49	12	12	1:45.544	37	37	1:31.368	1:31.368
13	6	Charlie WURZ	Trident	Dallara	Pirelli 52	14	16	1:45.591	24	36	1:31.400	1:31.400
14	20	Theophile NAEL	Van Amersfoort Racing	Dallara	Pirelli 62	19	19	1:32.307	31	43	1:31.418	1:31.418
15	23	James WHARTON	ART Grand Prix	Dallara	Pirelli 43	8	9	1:46.237	34	34	1:31.437	1:31.437
16	26	Javier SAGRERA	AIX Racing	Dallara	Pirelli 60	25	25	1:33.214	33	35	1:31.503	1:31.503
17	19	Matias ZAGAZETA	Jenzer Motorsport	Dallara	Pirelli 56	22	23	1:32.618	30	33	1:31.518	1:31.518
18	1	Noel LEON	PREMA Racing	Dallara	Pirelli 36	0	0	---	34	36	1:31.541	1:31.541
19	8	Bruno DEL PINO	MP Motorsport	Dallara	Pirelli 70	22	22	1:33.180	17	48	1:31.627	1:31.627
20	7	Tim TRAMNITZ	MP Motorsport	Dallara	Pirelli 48	0	0	PIT EXI	48	48	1:31.629	1:31.629
21	29	Freddie SLATER	Rodin Motorsport	Dallara	Pirelli 70	27	28	1:32.870	42	42	1:31.669	1:31.669
22	9	Alessandro GIUSTI	MP Motorsport	Dallara	Pirelli 67	19	20	1:32.772	26	47	1:31.676	1:31.676
23	25	Tuukka TAPONEN	ART Grand Prix	Dallara	Pirelli 42	8	9	1:46.523	33	33	1:31.899	1:31.899
24	2	Brando BADOER	PREMA Racing	Dallara	Pirelli 72	26	26	1:33.367	45	46	1:31.908	1:31.908
25	16	Gerrard XIE	Hitech Pulse-Eight	Dallara	Pirelli 54	15	15	1:46.702	37	39	1:31.918	1:31.918
26	30	Louis SHARP	Rodin Motorsport	Dallara	Pirelli 70	28	28	1:33.004	42	42	1:31.956	1:31.956
27	22	Ivan DOMINGUES	Van Amersfoort Racing	Dallara	Pirelli 62	17	18	1:33.803	34	44	1:31.960	1:31.960
28	17	Nicola LACORTE	Jenzer Motorsport	Dallara	Pirelli 58	24	25	1:33.769	31	33	1:31.985	1:31.985
29	27	Niels KOOLEN	AIX Racing	Dallara	Pirelli 61	27	27	1:33.827	19	34	1:32.297	1:32.297
30	28	Jose GARFIAS	AIX Racing	Dallara	Pirelli 25	23	24	1:33.083	1	1	2:05.702	1:33.083

Circuito de Jerez, 8 DE OCTUBRE DE 2024

Hora:	Hora:	RESULTADOS PUBLICADOS A LAS 17:04 HORAS
-------	-------	---





10

CIRCUITO DE JEREZ - FORMULA 3 OFFICIAL TEST Tuesday, October 8th 2024 - Afternoon Session LAP BY LAP

Vuelta	1	2	3	4	5	6	7	8	9	10	11	12
1	1:51.252	PIT EXIT	PIT EXIT	2:09.646	2:08.309	2:12.722	2:09.775	2:10.967	2:16.668	PIT EXIT	PIT EXIT	PIT EXIT
2	PIT EXIT	PIT EXIT	PIT EXIT	2:08.970	2:00.993	2:08.082	2:03.691	2:09.751	2:01.831	PIT EXIT	2:03.076	2:04.899
3	2:10.267	PIT EXIT	PIT EXIT	1:33.031	1:33.361	1:32.663	1:32.864	1:32.806	1:33.461	1:55.133	1:34.550	1:34.718
4	1:51.297	1:49.161	1:44.365	2:18.737	2:24.832	2:18.443	2:14.020	2:18.804	2:28.933	1:34.493	1:34.525	1:34.693
5	1:33.028	1:35.258	1:34.357	1:32.117	1:32.718	1:32.299	1:32.783	1:33.293	1:32.577	1:33.498	1:34.699	1:35.666
6	1:50.763	1:34.762	1:37.255	2:27.828	2:22.699	2:28.927	2:22.175	2:29.393	2:20.950	1:33.487	1:33.987	1:33.583
7	1:32.192	1:34.452	1:34.466	1:32.346	1:32.475	1:32.064	1:32.213	1:32.538	1:32.794	1:33.240	1:33.863	1:33.997
8	1:53.126	1:34.771	1:34.106	2:16.666	2:18.001	2:16.750	PIT EXIT	2:14.821	PIT EXIT	1:33.706	1:33.618	1:33.416
9	1:32.072	1:34.587	1:34.033	1:31.700	1:41.148	1:32.343	2:09.383	1:32.606	2:24.787	1:35.551	1:33.845	1:33.732
10	PIT EXIT	1:33.906	1:33.693	PIT EXIT	2:15.099	2:17.691	1:32.638	PIT EXIT	1:59.686	1:33.461	1:33.711	1:33.234
11	1:54.419	1:34.126	1:33.921	2:30.294	1:32.367	1:32.023	2:03.457	2:17.646	1:31.890	1:33.333	1:33.556	1:33.426
12	1:48.077	1:34.729	1:34.421	1:56.765	PIT EXIT	2:07.422	1:32.103	2:02.592	2:06.636	1:33.018	1:33.671	1:33.243
13	1:32.563	1:34.484	1:34.486	1:31.755	2:05.626	PIT EXIT	PIT EXIT	1:31.897	1:31.993	1:33.317	1:33.539	1:33.216
14	1:58.559	1:34.740	1:33.871	2:14.746	2:00.898	2:11.646	2:07.249	2:10.101	2:12.069	1:33.611	1:33.889	1:33.277
15	1:32.395	1:34.688	1:34.921	1:33.301	1:32.449	1:57.177	1:51.944	1:31.798	1:32.091	1:33.286	1:34.020	1:33.089
16	PIT EXIT	1:34.655	1:34.255	PIT EXIT	2:10.527	1:32.068	1:31.802	2:09.837	PIT EXIT	1:33.792	1:33.387	1:32.976
17	2:07.599	1:34.200	1:33.564	2:15.208	1:31.982	2:12.160	2:10.123	1:31.627*	2:05.623	1:38.100	1:33.144	1:33.166
18	1:53.214	1:34.432	1:33.923	1:55.885	PIT EXIT	1:31.906	1:31.936	PIT EXIT	1:32.438	1:33.442	1:33.258	1:33.466
19	1:31.730	1:34.294	1:33.762	1:31.273*	2:07.976	PIT EXIT	2:02.963	2:11.415	2:09.940	1:35.076	1:33.120	1:33.291
20	2:01.468	1:34.310	1:33.853	2:23.750	1:47.961	2:10.005	1:31.841	1:32.130	1:32.206	1:33.225	1:33.410	1:33.311
21	1:31.811	1:34.325	1:33.547	2:22.919	1:39.777	1:54.482	PIT EXIT	2:10.902	2:12.070	1:33.576	1:33.159	1:33.341
22	1:54.864	1:35.094	1:34.042	1:31.565	2:05.322	1:48.383	2:04.323	1:31.926	1:32.606	1:33.086	1:33.463	1:33.422
23	1:31.862	1:34.303	1:33.638	2:26.915	1:31.549	1:51.759	1:33.395	2:16.346	PIT EXIT	PIT EXIT	PIT EXIT	PIT EXIT
24	PIT EXIT	PIT EXIT	PIT EXIT	1:31.746	2:12.688	1:31.400*	2:02.979	PIT EXIT	2:23.028	2:06.251	2:39.575	1:56.244
25	1:56.405	2:20.515	2:05.249	PIT EXIT	PIT EXIT	2:01.441	1:32.827	2:14.113	2:02.417	1:47.683	2:15.331	PIT EXIT
26	1:32.118	1:50.160	1:47.924	2:19.457	2:10.951	PIT EXIT	1:58.117	2:00.820	1:31.676*	1:31.544	PIT EXIT	2:05.130
27	1:57.391	1:37.067	1:31.319*	2:12.858	1:53.595	2:00.286	1:32.530	1:32.250	2:07.504	1:53.787	2:14.095	1:52.067
28	1:32.008	2:01.513	2:04.558	1:45.903	1:32.125	1:32.226	PIT EXIT	2:06.682	1:32.052	1:31.889	1:55.510	1:31.180
29	PIT EXIT	1:33.302	1:31.529	2:17.962	2:02.326	PIT EXIT	2:07.321	1:47.579	2:09.737	2:04.821	1:31.153*	2:07.921
30	2:00.411	2:01.610	2:04.881	1:31.354	PIT EXIT	2:15.514	1:51.574	1:32.022	1:31.958	1:31.518	1:59.468	1:31.259
31	1:58.793	1:32.760	1:31.742	2:37.462	2:18.826	2:04.196	1:31.800	PIT EXIT	PIT EXIT	PIT EXIT	1:31.381	PIT EXIT
32	1:32.113	PIT EXIT	PIT EXIT	1:31.357	2:14.335	2:01.094	2:05.175	1:59.083	2:05.405	2:31.176	PIT EXIT	2:11.913
33	2:01.441	1:58.332	1:53.864		1:31.649	2:09.826	1:31.831	1:54.673	1:35.554	2:06.993	2:10.101	1:56.665
34	1:31.541*	1:48.203	1:31.808		2:13.777	1:31.584	2:01.980	1:34.406	1:34.318	1:30.921*	1:56.176	1:30.939
35	2:23.952	1:33.009	2:03.118		1:31.572	2:17.406	1:32.027	1:34.134	1:33.698	2:08.355	1:31.396	2:19.095
36	1:31.731	2:08.282	PIT EXIT		2:16.670	1:31.466	PIT EXIT	1:33.834	1:33.285	1:31.062	2:12.825	1:30.877*
37		1:32.532	2:00.941		1:31.368*		2:00.148	1:33.302	1:33.575		1:31.186	2:25.942
38		PIT EXIT	2:04.843				1:32.275	1:33.414	1:34.132			1:30.885
39		1:59.455	1:31.416				1:57.601	1:34.518	1:43.587			
40		2:06.370	1:55.018				1:32.991	1:33.869	1:35.504			
41		1:32.026	1:31.766				PIT EXIT	1:34.786	1:34.446			
42		2:05.925	2:15.121				2:14.534	1:33.783	1:34.351			
43		1:38.374					2:00.251	1:37.150	1:41.859			
44		2:15.674					1:31.917	1:33.832	1:35.045			
45		1:31.908*					2:20.083	1:34.099	1:40.583			
46		1:56.154					1:31.913	1:34.429	1:34.412			





10

CIRCUITO DE JEREZ - FORMULA 3 OFFICIAL TEST

Tuesday, October 8th 2024 - Afternoon Session

LAP BY LAP

Vuelta	1	2	3	4	5	6	7	8	9	10	11	12
47							2:06.767	1:33.835	1:34.395			
48							1:31.629*	1:33.682				

Vuelta	14	15	16	17	18	19	20	21	22	23	24	25
1	2:36.799	2:08.463	2:15.704	2:10.826	2:31.135	2:16.480	2:18.189	2:20.505	2:22.441	2:06.784	2:05.696	2:08.400
2	2:09.387	2:01.505	2:02.624	2:10.535	2:06.217	2:03.538	2:02.259	2:02.214	2:05.437	1:56.996	2:01.246	2:07.554
3	1:32.983	1:31.817	1:34.181	1:32.670	1:32.448	1:47.726	1:33.030	1:33.000	1:33.431	1:32.280	1:31.925	1:33.198
4	2:37.193	2:13.531	2:30.480	2:19.142	2:29.762	2:11.333	2:17.743	2:22.615	2:26.073	2:15.434	2:29.433	2:27.681
5	1:32.071	1:31.836	1:32.811	1:32.636	1:31.988	1:32.609	1:32.004	1:32.349	1:32.800	1:44.929	1:32.328	1:32.558
6	2:21.636	2:22.890	2:19.942	2:30.278	2:20.366	2:28.260	2:30.970	2:29.734	2:26.883	2:07.098	2:19.557	2:21.226
7	1:54.392	1:31.982	1:34.139	1:32.363	1:31.853	1:31.955	1:32.393	1:32.150	1:32.958	1:32.880	1:32.580	1:32.166
8	1:32.202	PIT EXIT	PIT EXIT	PIT EXIT	PIT EXIT	PIT EXIT	2:09.038	2:08.933	2:09.181	PIT EXIT	PIT EXIT	PIT EXIT
9	PIT EXIT	2:01.233	2:00.561	2:05.438	2:06.155	2:08.930	1:31.908	1:32.214	1:33.430	1:55.039	1:57.415	1:57.901
10	1:56.891	1:32.228	1:33.633	1:47.334	1:51.533	1:53.660	PIT EXIT	PIT EXIT	PIT EXIT	1:33.009	1:31.963	1:32.729
11	1:32.013	2:14.006	2:03.766	1:32.674	1:32.027	1:32.313	2:12.517	2:21.356	2:16.235	2:06.405	2:08.059	2:02.464
12	2:13.085	1:32.186	1:33.038	1:56.353	1:56.023	2:08.693	1:48.223	2:03.743	2:06.307	1:49.205	1:32.177	1:32.682
13	PIT EXIT	PIT EXIT	PIT EXIT	1:32.398	1:31.832	1:32.384	1:31.614	1:31.819	1:48.217	1:32.153	PIT EXIT	PIT EXIT
14	2:11.159	2:07.346	2:11.275	PIT EXIT	PIT EXIT	PIT EXIT	2:02.172	2:03.112	1:32.643	PIT EXIT	2:04.237	2:08.353
15	1:52.075	1:53.436	1:53.698	2:17.865	2:04.869	2:07.898	1:31.923	1:31.923	2:04.963	2:06.921	1:55.854	1:49.534
16	1:32.497	1:32.337	1:33.346	2:00.089	1:48.350	1:55.840	2:02.986	2:06.547	1:32.883	1:47.571	1:31.032*	1:32.051
17	2:10.423	2:06.383	2:13.145	1:32.538	1:31.231	1:32.267	1:32.233	1:32.144	2:16.102	1:32.133	2:10.828	2:04.899
18	1:32.324	1:32.553	1:32.898	1:59.829	1:52.467	2:02.060	2:00.834	2:05.649	1:32.920	2:01.151	1:31.709	1:31.970
19	PIT EXIT	PIT EXIT	PIT EXIT	1:32.689	1:31.149*	1:32.365	1:31.994	1:31.788	2:09.466	1:31.764	PIT EXIT	2:11.371
20	2:09.493	2:10.061	2:08.241	1:55.013	PIT EXIT	PIT EXIT	PIT EXIT	PIT EXIT	1:32.552	2:02.459	2:01.659	1:32.184
21	1:52.913	1:54.803	1:52.874	1:32.472	2:07.027	2:02.902	2:12.180	2:23.768	PIT EXIT	1:31.599	1:31.370	PIT EXIT
22	1:31.527	1:31.040	1:32.538	PIT EXIT	1:53.208	1:47.110	2:01.402	1:58.071	2:24.448	PIT EXIT	2:11.050	2:00.150
23	2:15.490	2:12.326	2:15.478	1:59.543	1:32.037	1:32.724	1:32.239	1:32.510	1:56.588	1:59.021	1:31.543	1:32.669
24	1:31.927	1:31.361	2:14.491	1:45.880	1:50.763	2:04.576	2:01.502	2:00.203	1:33.473	1:31.833	PIT EXIT	2:08.686
25	PIT EXIT	PIT EXIT	1:32.885	1:33.216	1:31.971	1:31.781	1:32.392	1:57.514	2:10.431	2:09.674	2:13.318	1:32.499
26	2:08.368	2:07.125	PIT EXIT	1:50.555	1:52.167	2:04.148	2:10.573	1:31.962	1:33.093	1:32.022	2:03.644	PIT EXIT
27	1:53.803	1:57.511	2:07.740	1:32.831	PIT EXIT	PIT EXIT	1:33.179	1:56.923	2:07.175	PIT EXIT	1:52.279	2:13.402
28	1:31.825	1:31.841	1:53.532	PIT EXIT	2:24.120	2:26.405	PIT EXIT	1:32.052	1:48.732	2:15.770	2:09.095	2:16.502
29	2:12.687	2:04.986	1:32.642	1:56.724	2:06.989	2:06.912	2:14.818	PIT EXIT	PIT EXIT	2:00.238	1:31.375	1:35.264
30	1:31.708	1:31.560	2:07.496	1:45.504	1:33.985	1:31.518*	1:48.498	2:14.270	2:14.903	1:32.116	2:18.086	2:01.697
31	PIT EXIT	PIT EXIT	1:32.525	1:31.985*	2:24.826	2:28.607	1:31.418*	1:51.173	1:49.314	2:18.313	1:31.305	1:32.410
32	2:08.024	2:15.129	PIT EXIT	1:45.503	1:31.243	1:34.763	2:01.552	1:30.906*	1:32.353	1:32.365		2:16.799
33	2:06.556	2:05.993	2:19.664	1:46.122	2:02.731	2:19.371	1:31.827	2:00.739	2:07.221	2:15.687		1:31.899*
34	1:31.060*	1:30.761*	2:01.016		1:31.414		1:58.574	1:31.041	1:31.960*	1:31.437*		
35	2:23.812	2:20.676	1:32.049				1:31.769	1:59.724	2:13.348			
36	1:31.498	1:31.071	1:53.382				PIT EXIT	1:31.646	1:32.329			
37			1:31.918*				2:17.079	PIT EXIT	PIT EXIT			
38			2:13.786				2:05.435	2:03.347	2:15.524			
39			1:32.380				1:31.544	1:49.173	1:59.112			
40							2:24.451	1:34.193	1:53.733			
41							1:31.913	2:28.064	1:41.008			
42							2:14.972	1:31.633	2:14.828			
43							1:31.775	2:10.955	1:32.032			
44								1:31.610	1:32.554			



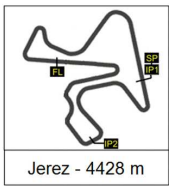
10

CIRCUITO DE JEREZ - FORMULA 3 OFFICIAL TEST

Tuesday, October 8th 2024 - Afternoon Session

LAP BY LAP

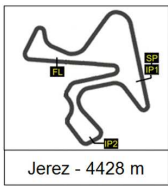
Vuelta	14	15	16	17	18	19	20	21	22	23	24	25
Vuelta	26	27	28	29	30	31						
1	2:07.948	1:55.505	2:05.702*	2:27.955	2:29.710	2:36.900						
2	1:50.659	1:40.520		2:01.637	2:01.512	2:07.729						
3	1:54.437	1:34.053		1:31.832	1:32.143	1:31.788						
4	1:32.394	1:50.736		2:31.435	2:30.701	2:34.894						
5	2:01.943	1:34.264		2:10.844	1:32.412	1:31.742						
6	1:46.613	1:50.099		1:59.752	2:25.168	2:20.851						
7	1:31.897	1:33.350		1:32.531	1:32.376	1:31.966						
8	PIT EXIT	PIT EXIT		PIT EXIT	PIT EXIT	PIT EXIT						
9	1:49.897	1:44.032		2:10.413	2:10.636	2:21.343						
10	1:32.346	1:42.806		1:54.272	1:59.372	1:55.764						
11	1:55.565	1:34.271		1:33.671	1:34.884	1:33.700						
12	1:31.848	1:49.668		1:33.272	1:35.205	1:33.561						
13	1:55.764	1:33.535		1:33.703	1:35.220	1:33.447						
14	1:32.041	1:49.999		1:33.822	1:34.955	1:34.087						
15	PIT EXIT	1:33.591		1:34.303	1:35.115	1:34.671						
16	2:07.825	PIT EXIT		1:33.730	1:34.664	1:34.185						
17	1:57.110	2:00.226		1:33.740	1:34.507	1:34.165						
18	1:31.590	1:39.919		1:33.896	1:34.844	1:34.309						
19	2:08.683	1:32.297*		1:34.536	1:34.780	1:34.731						
20	1:50.414	1:53.262		1:34.453	1:35.112	1:34.581						
21	2:01.928	1:32.409		1:34.426	1:34.837	1:34.490						
22	1:31.976	2:01.935		1:34.058	1:34.863	1:34.420						
23	PIT EXIT	1:32.424		1:33.994	1:34.618	1:34.190						
24	1:52.445	PIT EXIT		1:34.243	1:34.125	1:34.564						
25	1:31.995	1:41.880		1:33.985	1:34.060	1:41.517						
26	1:59.105	1:32.798		1:33.828	1:34.771	1:35.507						
27	1:31.960	1:54.631		1:33.909	1:34.527	1:34.707						
28	PIT EXIT	1:32.997		1:33.711	1:34.319	PIT EXIT						
29	2:09.162	PIT EXIT		1:34.132	1:34.565	2:17.014						
30	2:23.596	2:09.204		1:34.369	1:34.534	1:54.510						
31	1:31.850	2:16.822		PIT EXIT	PIT EXIT	1:32.661						
32	2:20.617	1:40.355		2:13.860	2:09.941	2:08.263						
33	1:31.503*	2:23.127		1:58.175	1:52.594	1:32.457						
34	2:09.008	1:32.754		1:32.252	1:33.201	PIT EXIT						
35	1:31.557			2:11.810	2:09.878	2:30.350						
36				1:32.078	1:32.633	2:06.298						
37				PIT EXIT	PIT EXIT	1:31.267*						
38				2:22.181	2:12.868	2:29.714						
39				2:07.243	2:21.079	1:31.993						
40				1:31.826	1:32.001							
41				2:26.784	2:21.015							
42				1:31.669*	1:31.956*							



CIRCUITO DE JEREZ - FORMULA 3 OFFICIAL TEST
Tuesday, October 8th 2024 - Afternoon Session
ANALYSIS

Table with columns for driver numbers (19-36), laps (IP1, IP2, FL), and sectors (Sector, Vuelta) across 7 different categories.





CIRCUITO DE JEREZ - FORMULA 3 OFFICIAL TEST

Tuesday, October 8th 2024 - Afternoon Session

ANALYSIS

Número	1		2		3		4		5		6		7		
Vta	Sector	Vuelta	Sector	Vuelta	Sector	Vuelta	Sector	Vuelta	Sector	Vuelta	Sector	Vuelta	Sector	Vuelta	
37	IP1	46.209	46.209	35.418	35.418	52.950	52.950			35.000	35.000	44.648	44.648	51.720	51.720
	IP2	30.917	1:17.126	25.568	1:00.986	31.957	1:24.907			25.257	1:00.257	41.244	1:25.892	33.017	1:24.737
	FL		-----	31.546	1:32.532	36.034	2:00.941			31.111	1:31.368	-----		35.411	2:00.148
38	IP1			36.296	36.296	41.864	41.864			50.048	50.048			35.361	35.361
	IP2			25.644	1:01.940	35.347	1:17.211			38.987	1:29.035			25.525	1:00.886
	FL			17:42.2	PIT EXIT	47.632	2:04.843			-----	-----			31.389	1:32.275
39	IP1			49.081	49.081	35.184	35.184							47.089	47.089
	IP2			31.547	1:20.628	25.139	1:00.323							35.225	1:22.314
	FL			38.827	1:59.455	31.093	1:31.416							35.287	1:57.601
40	IP1			44.178	44.178	42.559	42.559							35.385	35.385
	IP2			32.128	1:16.306	35.086	1:17.645							25.634	1:01.019
	FL			50.064	2:06.370	37.373	1:55.018							31.972	1:32.991
41	IP1			35.251	35.251	34.999	34.999							36.883	36.883
	IP2			25.440	1:00.691	25.067	1:00.066							31.590	1:08.473
	FL			31.335	1:32.026	31.700	1:31.766							3:49.64	PIT EXIT
42	IP1			45.701	45.701	48.370	48.370							1:03.29	1:03.296
	IP2			38.180	1:23.881	46.334	1:34.704							33.595	1:36.891
	FL			42.044	2:05.925	40.417	2:15.121							37.643	2:14.534
43	IP1			35.163	35.163	35.246	35.246							43.623	43.623
	IP2			25.240	1:00.403	26.249	1:01.495							32.050	1:15.673
	FL			37.971	1:38.374	-----	-----							44.578	2:00.251
44	IP1			52.051	52.051									35.203	35.203
	IP2			36.390	1:28.441									25.209	1:00.412
	FL			47.233	2:15.674									31.505	1:31.917
45	IP1			35.189	35.189									52.390	52.390
	IP2			25.260	1:00.449									37.679	1:30.069
	FL			31.459	1:31.908									50.014	2:20.083
46	IP1			47.852	47.852									35.332	35.332
	IP2			32.798	1:20.650									25.320	1:00.652
	FL			35.504	1:56.154									31.261	1:31.913
47	IP1			35.539	35.539									54.159	54.159
	IP2			34.367	1:09.906									37.007	1:31.166
	FL			-----	-----									35.601	2:06.767
48	IP1													35.139	35.139
	IP2													25.328	1:00.467
	FL													31.162	1:31.629

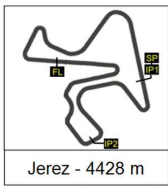


CIRCUITO DE JEREZ - FORMULA 3 OFFICIAL TEST

Tuesday, October 8th 2024 - Afternoon Session

ANALYSIS

Número	8		9		10		11		12		14		15		
	Vta	Sector	Vuelta	Sector	Vuelta	Sector	Vuelta	Sector	Vuelta	Sector	Vuelta	Sector	Vuelta		
37	IP1	35.926	35.926	35.796	35.796	45.120	45.120	35.085	35.085	55.194	55.194	45.499	45.499	48.247	48.247
	IP2	25.693	1:01.619	26.008	1:01.804	37.125	1:22.245	24.952	1:00.037	44.428	1:39.622	37.755	1:23.254	38.396	1:26.643
	FL	31.683	1:33.302	31.771	1:33.575	-----	-----	31.149	1:31.186	46.320	2:25.942	-----	-----	-----	-----
38	IP1	35.823	35.823	35.891	35.891			52.338	52.338	34.846	34.846				
	IP2	25.796	1:01.619	26.116	1:02.007			44.079	1:36.417	24.955	59.801				
	FL	31.795	1:33.414	32.125	1:34.132			-----	-----	31.084	1:30.885				
39	IP1	36.344	36.344	38.527	38.527					50.447	50.447				
	IP2	26.154	1:02.498	29.796	1:08.323					38.672	1:29.119				
	FL	32.020	1:34.518	35.264	1:43.587					-----	-----				
40	IP1	36.007	36.007	36.801	36.801										
	IP2	25.951	1:01.958	26.308	1:03.109										
	FL	31.911	1:33.869	32.395	1:35.504										
41	IP1	36.058	36.058	36.305	36.305										
	IP2	26.281	1:02.339	26.127	1:02.432										
	FL	32.447	1:34.786	32.014	1:34.446										
42	IP1	36.014	36.014	36.182	36.182										
	IP2	25.877	1:01.891	26.040	1:02.222										
	FL	31.892	1:33.783	32.129	1:34.351										
43	IP1	37.601	37.601	36.221	36.221										
	IP2	26.759	1:04.360	30.294	1:06.515										
	FL	32.790	1:37.150	35.344	1:41.859										
44	IP1	36.094	36.094	36.142	36.142										
	IP2	25.763	1:01.857	26.917	1:03.059										
	FL	31.975	1:33.832	31.986	1:35.045										
45	IP1	36.014	36.014	37.205	37.205										
	IP2	25.898	1:01.912	26.722	1:03.927										
	FL	32.187	1:34.099	36.656	1:40.583										
46	IP1	36.029	36.029	36.303	36.303										
	IP2	25.979	1:02.008	26.101	1:02.404										
	FL	32.421	1:34.429	32.008	1:34.412										
47	IP1	35.939	35.939	36.080	36.080										
	IP2	25.914	1:01.853	26.068	1:02.148										
	FL	31.982	1:33.835	32.247	1:34.395										
48	IP1	35.966	35.966												
	IP2	25.869	1:01.835												
	FL	31.847	1:33.682	-----	-----										



CIRCUITO DE JEREZ - FORMULA 3 OFFICIAL TEST

Tuesday, October 8th 2024 - Afternoon Session

ANALYSIS

Número	16		17		18		19		20		21		22	
	Vta	Sector	Vuelta	Sector	Vuelta	Sector	Vuelta	Sector	Vuelta	Sector	Vuelta	Sector	Vuelta	
37	IP1	35.204	35.204					58.953	58.953	43.446	43.446	49.389	49.389	
	IP2	25.426	1:00.630					38.313	1:37.266	32.283	1:15.729	34.656	1:24.045	
	FL	31.288	1:31.918					39.813	2:17.079	27:59.0	PIT EXIT	27:02.8	PIT EXIT	
38	IP1	50.510	50.510					45.718	45.718	51.346	51.346	56.300	56.300	
	IP2	39.522	1:30.032					35.217	1:20.935	34.123	1:25.469	36.655	1:32.955	
	FL	43.754	2:13.786					44.500	2:05.435	37.878	2:03.347	42.569	2:15.524	
39	IP1	35.138	35.138					35.190	35.190	42.769	42.769	43.748	43.748	
	IP2	25.739	1:00.877					25.226	1:00.416	31.011	1:13.780	31.595	1:15.343	
	FL	31.503	1:32.380					31.128	1:31.544	35.393	1:49.173	43.769	1:59.112	
40	IP1	46.718	46.718					49.677	49.677	34.788	34.788	38.380	38.380	
	IP2	35.541	1:22.259					42.882	1:32.559	24.987	59.775	34.371	1:12.751	
	FL		-----					51.892	2:24.451	34.418	1:34.193	40.982	1:53.733	
41	IP1							35.170	35.170	48.530	48.530	35.956	35.956	
	IP2							25.441	1:00.611	42.509	1:31.039	27.441	1:03.397	
	FL							31.302	1:31.913	57.025	2:28.064	37.611	1:41.008	
42	IP1							49.051	49.051	35.242	35.242	53.845	53.845	
	IP2							41.437	1:30.488	25.340	1:00.582	40.175	1:34.020	
	FL							44.484	2:14.972	31.051	1:31.633	40.808	2:14.828	
43	IP1							35.066	35.066	48.310	48.310	35.341	35.341	
	IP2							25.351	1:00.417	37.233	1:25.543	25.405	1:00.746	
	FL							31.358	1:31.775	45.412	2:10.955	31.286	1:32.032	
44	IP1							44.366	44.366	35.111	35.111	35.497	35.497	
	IP2							34.546	1:18.912	25.388	1:00.499	25.653	1:01.150	
	FL								-----	31.111	1:31.610	31.404	1:32.554	
45	IP1									45.406	45.406	47.014	47.014	
	IP2									35.719	1:21.125	38.347	1:25.361	
	FL										-----		-----	
46	IP1													
	IP2													
	FL													
47	IP1													
	IP2													
	FL													
48	IP1													
	IP2													
	FL													



CIRCUITO DE JEREZ - FORMULA 3 OFFICIAL TEST

Tuesday, October 8th 2024 - Afternoon Session

ANALYSIS

Número	23		24		25		26		27		28		29	
	Vta	Sector	Vuelta	Sector	Vuelta	Sector	Vuelta	Sector	Vuelta	Sector	Vuelta	Sector	Vuelta	
37	IP1												43.555	43.555
	IP2												36.112	1:19.667
	FL												15:29.3	PIT EXIT
38	IP1												1:05.31	1:05.318
	IP2												35.583	1:40.901
	FL												41.280	2:22.181
39	IP1												44.511	44.511
	IP2												32.318	1:16.829
	FL												50.414	2:07.243
40	IP1												35.248	35.248
	IP2												25.207	1:00.455
	FL												31.371	1:31.826
41	IP1												53.625	53.625
	IP2												40.287	1:33.912
	FL												52.872	2:26.784
42	IP1												35.204	35.204
	IP2												25.156	1:00.360
	FL												31.309	1:31.669
43	IP1												46.734	46.734
	IP2												35.426	1:22.160
	FL													-----
44	IP1													
	IP2													
	FL													
45	IP1													
	IP2													
	FL													
46	IP1													
	IP2													
	FL													
47	IP1													
	IP2													
	FL													
48	IP1													
	IP2													
	FL													



CIRCUITO DE JEREZ - FORMULA 3 OFFICIAL TEST

Tuesday, October 8th 2024 - Afternoon Session

ANALYSIS

Número	30		31		0		0		0		0		0	
Vta	Sector	Vuelta	Sector	Vuelta	Sector	Vuelta	Sector	Vuelta	Sector	Vuelta	Sector	Vuelta	Sector	Vuelta
1	IP1	1:10.85	1:10.859	1:16.70	1:16.701									
	IP2	37.940	1:48.799	38.245	1:54.946									
	FL	40.911	2:29.710	41.954	2:36.900									
2	IP1	45.601	45.601	46.733	46.733									
	IP2	33.542	1:19.143	33.388	1:20.121									
	FL	42.369	2:01.512	47.608	2:07.729									
3	IP1	35.381	35.381	35.461	35.461									
	IP2	25.465	1:00.846	25.229	1:00.690									
	FL	31.297	1:32.143	31.098	1:31.788									
4	IP1	54.193	54.193	50.117	50.117									
	IP2	42.008	1:36.201	42.465	1:32.582									
	FL	54.500	2:30.701	1:02.31	2:34.894									
5	IP1	35.305	35.305	35.212	35.212									
	IP2	25.577	1:00.882	25.342	1:00.554									
	FL	31.530	1:32.412	31.188	1:31.742									
6	IP1	58.962	58.962	48.003	48.003									
	IP2	38.326	1:37.288	39.514	1:27.517									
	FL	47.880	2:25.168	53.334	2:20.851									
7	IP1	35.475	35.475	35.297	35.297									
	IP2	25.477	1:00.952	25.464	1:00.761									
	FL	31.424	1:32.376	31.205	1:31.966									
8	IP1	49.789	49.789	45.946	45.946									
	IP2	36.785	1:26.574	34.822	1:20.768									
	FL	37:54.1	PIT EXIT	37:44.9	PIT EXIT									
9	IP1	55.095	55.095	1:01.88	1:01.887									
	IP2	35.423	1:30.518	37.530	1:39.417									
	FL	40.118	2:10.636	41.926	2:21.343									
10	IP1	45.896	45.896	45.077	45.077									
	IP2	35.089	1:20.985	32.612	1:17.689									
	FL	38.387	1:59.372	38.075	1:55.764									
11	IP1	36.182	36.182	35.924	35.924									
	IP2	26.458	1:02.640	26.012	1:01.936									
	FL	32.244	1:34.884	31.764	1:33.700									
12	IP1	36.382	36.382	35.755	35.755									
	IP2	26.554	1:02.936	25.902	1:01.657									
	FL	32.269	1:35.205	31.904	1:33.561									
13	IP1	36.626	36.626	35.752	35.752									
	IP2	26.325	1:02.951	25.968	1:01.720									
	FL	32.269	1:35.220	31.727	1:33.447									
14	IP1	36.384	36.384	36.199	36.199									
	IP2	26.320	1:02.704	26.032	1:02.231									
	FL	32.251	1:34.955	31.856	1:34.087									
15	IP1	36.371	36.371	36.131	36.131									
	IP2	26.368	1:02.739	26.075	1:02.206									
	FL	32.376	1:35.115	32.465	1:34.671									
16	IP1	36.136	36.136	36.066	36.066									
	IP2	26.130	1:02.266	26.055	1:02.121									
	FL	32.398	1:34.664	32.064	1:34.185									
17	IP1	36.163	36.163	36.047	36.047									
	IP2	26.034	1:02.197	26.107	1:02.154									
	FL	32.310	1:34.507	32.011	1:34.165									
18	IP1	36.211	36.211	36.041	36.041									
	IP2	26.152	1:02.363	26.101	1:02.142									
	FL	32.481	1:34.844	32.167	1:34.309									



CIRCUITO DE JEREZ - FORMULA 3 OFFICIAL TEST

Tuesday, October 8th 2024 - Afternoon Session

ANALYSIS

Número	30		31		0		0		0		0		0	
Vta	Sector	Vuelta	Sector	Vuelta	Sector	Vuelta	Sector	Vuelta	Sector	Vuelta	Sector	Vuelta	Sector	Vuelta
19	IP1	36.292	36.292	36.264	36.264									
	IP2	26.171	1:02.463	26.291	1:02.555									
	FL	32.317	1:34.780	32.176	1:34.731									
20	IP1	36.405	36.405	36.102	36.102									
	IP2	26.337	1:02.742	26.294	1:02.396									
	FL	32.370	1:35.112	32.185	1:34.581									
21	IP1	36.339	36.339	36.142	36.142									
	IP2	26.148	1:02.487	26.230	1:02.372									
	FL	32.350	1:34.837	32.118	1:34.490									
22	IP1	36.230	36.230	36.119	36.119									
	IP2	26.147	1:02.377	26.215	1:02.334									
	FL	32.486	1:34.863	32.086	1:34.420									
23	IP1	36.266	36.266	36.114	36.114									
	IP2	26.206	1:02.472	26.052	1:02.166									
	FL	32.146	1:34.618	32.024	1:34.190									
24	IP1	35.892	35.892	36.237	36.237									
	IP2	26.106	1:01.998	26.054	1:02.291									
	FL	32.127	1:34.125	32.273	1:34.564									
25	IP1	35.897	35.897	35.829	35.829									
	IP2	26.016	1:01.913	25.932	1:01.761									
	FL	32.147	1:34.060	39.756	1:41.517									
26	IP1	36.286	36.286	36.558	36.558									
	IP2	26.236	1:02.522	26.583	1:03.141									
	FL	32.249	1:34.771	32.366	1:35.507									
27	IP1	36.303	36.303	36.289	36.289									
	IP2	26.079	1:02.382	26.186	1:02.475									
	FL	32.145	1:34.527	32.232	1:34.707									
28	IP1	36.053	36.053	39.502	39.502									
	IP2	26.174	1:02.227	29.619	1:09.121									
	FL	32.092	1:34.319	52:27.4	PIT EXIT									
29	IP1	36.021	36.021	59.864	59.864									
	IP2	26.206	1:02.227	36.343	1:36.207									
	FL	32.338	1:34.565	40.807	2:17.014									
30	IP1	36.133	36.133	44.474	44.474									
	IP2	26.147	1:02.280	32.438	1:16.912									
	FL	32.254	1:34.534	37.598	1:54.510									
31	IP1	47.173	47.173	35.569	35.569									
	IP2	33.274	1:20.447	25.513	1:01.082									
	FL	47:40.1	PIT EXIT	31.579	1:32.661									
32	IP1	54.983	54.983	47.287	47.287									
	IP2	35.195	1:30.178	38.195	1:25.482									
	FL	39.763	2:09.941	42.781	2:08.263									
33	IP1	43.247	43.247	35.460	35.460									
	IP2	32.311	1:15.558	25.453	1:00.913									
	FL	37.036	1:52.594	31.544	1:32.457									
34	IP1	35.776	35.776	44.363	44.363									
	IP2	25.753	1:01.529	34.068	1:18.431									
	FL	31.672	1:33.201	15:47.0	PIT EXIT									
35	IP1	50.312	50.312	1:10.52	1:10.528									
	IP2	36.983	1:27.295	37.948	1:48.476									
	FL	42.583	2:09.878	41.874	2:30.350									
36	IP1	35.440	35.440	45.581	45.581									
	IP2	25.523	1:00.963	31.847	1:17.428									
	FL	31.670	1:32.633	48.870	2:06.298									



CIRCUITO DE JEREZ - FORMULA 3 OFFICIAL TEST

Tuesday, October 8th 2024 - Afternoon Session

ANALYSIS

Número	30		31		0		0		0		0		0	
Vta	Sector	Vuelta	Sector	Vuelta	Sector	Vuelta	Sector	Vuelta	Sector	Vuelta	Sector	Vuelta	Sector	Vuelta
37	IP1	45.154	45.154	35.009	35.009									
	IP2	34.690	1:19.844	25.239	1:00.248									
	FL	15:40.5	PIT EXIT	31.019	1:31.267									
38	IP1	1:00.85	1:00.857	53.914	53.914									
	IP2	32.874	1:33.731	40.602	1:34.516									
	FL	39.137	2:12.868	55.198	2:29.714									
39	IP1	42.998	42.998	35.138	35.138									
	IP2	33.340	1:16.338	25.294	1:00.432									
	FL	1:04.74	2:21.079	31.561	1:31.993									
40	IP1	35.274	35.274	50.558	50.558									
	IP2	25.364	1:00.638	39.840	1:30.398									
	FL	31.363	1:32.001		-----									
41	IP1	51.766	51.766											
	IP2	37.732	1:29.498											
	FL	51.517	2:21.015											
42	IP1	35.116	35.116											
	IP2	25.179	1:00.295											
	FL	31.661	1:31.956											
43	IP1	49.349	49.349											
	IP2	37.048	1:26.397											
	FL		-----											
44	IP1													
	IP2													
	FL													
45	IP1													
	IP2													
	FL													
46	IP1													
	IP2													
	FL													
47	IP1													
	IP2													
	FL													
48	IP1													
	IP2													
	FL													



12

CIRCUITO DE JEREZ - FORMULA 3 OFFICIAL TEST
Tuesday, October 8th 2024 - Afternoon Session
40 BEST LAPS

Dorsal	Piloto	Nat	Equipo	Maq.	Hora	Vuelta	Tiempo
15	Martinius STENSHORNE	NOR	Hitech Pulse-Eight	Dallara	16:51:43	34	1:30.761
12	Mari BOYA	ESP	Campos Racing	Dallara	16:54:31	36	1:30.877
12	Mari BOYA	ESP	Campos Racing	Dallara	16:58:28	38	1:30.885
21	John BENNETT	GBR	Van Amersfoort Racing	Dallara	16:10:11	32	1:30.906
10	Jesse CARRASQUEDO	MEX	Campos Racing	Dallara	16:51:40	34	1:30.921
12	Mari BOYA	ESP	Campos Racing	Dallara	16:50:41	34	1:30.939
24	Laurens VAN HOEPEN	NED	ART Grand Prix	Dallara	15:37:08	16	1:31.032
15	Martinius STENSHORNE	NOR	Hitech Pulse-Eight	Dallara	15:37:02	22	1:31.040
21	John BENNETT	GBR	Van Amersfoort Racing	Dallara	16:13:43	34	1:31.041
14	Joshua DUFEK	AUT	Hitech Pulse-Eight	Dallara	16:51:46	34	1:31.060
10	Jesse CARRASQUEDO	MEX	Campos Racing	Dallara	16:55:19	36	1:31.062
15	Martinius STENSHORNE	NOR	Hitech Pulse-Eight	Dallara	16:55:35	36	1:31.071
18	Christian HO	SIN	Jenzer Motorsport	Dallara	15:13:24	19	1:31.149
11	Tasanapol INTHRAPHUVAS	THA	Campos Racing	Dallara	16:26:54	29	1:31.153
12	Mari BOYA	ESP	Campos Racing	Dallara	16:26:03	28	1:31.180
11	Tasanapol INTHRAPHUVAS	THA	Campos Racing	Dallara	16:54:35	37	1:31.186
18	Christian HO	SIN	Jenzer Motorsport	Dallara	15:09:60	17	1:31.231
18	Christian HO	SIN	Jenzer Motorsport	Dallara	16:55:27	32	1:31.243
12	Mari BOYA	ESP	Campos Racing	Dallara	16:29:42	30	1:31.259
31	Roman BILINSKI	GBR	Rodin Motorsport	Dallara	16:51:37	37	1:31.267
4	Noah STROMSTED	DEN	Trident	Dallara	15:43:18	19	1:31.273
24	Laurens VAN HOEPEN	NED	ART Grand Prix	Dallara	16:58:45	31	1:31.305
3	Ugo UGOCHUKWU	USA	PREMA Racing	Dallara	15:54:12	27	1:31.319
4	Noah STROMSTED	DEN	Trident	Dallara	16:55:06	30	1:31.354
4	Noah STROMSTED	DEN	Trident	Dallara	16:59:15	32	1:31.357
15	Martinius STENSHORNE	NOR	Hitech Pulse-Eight	Dallara	15:40:45	24	1:31.361
5	Rafael CAMARA	BRA	Trident	Dallara	16:58:40	37	1:31.368
24	Laurens VAN HOEPEN	NED	ART Grand Prix	Dallara	16:10:33	21	1:31.370
24	Laurens VAN HOEPEN	NED	ART Grand Prix	Dallara	16:54:56	29	1:31.375
11	Tasanapol INTHRAPHUVAS	THA	Campos Racing	Dallara	16:30:25	31	1:31.381
11	Tasanapol INTHRAPHUVAS	THA	Campos Racing	Dallara	16:50:51	35	1:31.396
6	Charlie WURZ	AUT	Trident	Dallara	15:47:39	24	1:31.400
18	Christian HO	SIN	Jenzer Motorsport	Dallara	16:59:02	34	1:31.414
3	Ugo UGOCHUKWU	USA	PREMA Racing	Dallara	16:50:32	39	1:31.416
20	Theophile NAEL	FRA	Van Amersfoort Racing	Dallara	16:09:58	31	1:31.418
23	James WHARTON	AUS	ART Grand Prix	Dallara	16:58:30	34	1:31.437
6	Charlie WURZ	AUT	Trident	Dallara	16:58:48	36	1:31.466
14	Joshua DUFEK	AUT	Hitech Pulse-Eight	Dallara	16:55:41	36	1:31.498
26	Javier SAGRERA	ESP	AIX Racing	Dallara	16:55:14	33	1:31.503
10	Jesse CARRASQUEDO	MEX	Campos Racing	Dallara	16:33:24	30	1:31.518



13

CIRCUITO DE JEREZ - FORMULA 3 OFFICIAL TEST
Tuesday, October 8th 2024 - Afternoon Session
TOP FIVE LAPS

Piloto	Nat	Equipo	Top Five Laps						
15	Martinius	STENSHORNE	NOR	Hitech Pulse-Eight	1:30.761	1:31.040	1:31.071	1:31.361	1:31.560
12	Mari	BOYA	ESP	Campos Racing	1:30.877	1:30.885	1:30.939	1:31.180	1:31.259
21	John	BENNETT	GBR	Van Amersfoort Racing	1:30.906	1:31.041	1:31.610	1:31.633	1:31.646
10	Jesse	CARRASQUEDO	MEX	Campos Racing	1:30.921	1:31.062	1:31.518	1:31.544	1:31.889
24	Laurens	VAN HOEPEN	NED	ART Grand Prix	1:31.032	1:31.305	1:31.370	1:31.375	1:31.543
14	Joshua	DUFEK	AUT	Hitech Pulse-Eight	1:31.060	1:31.498	1:31.527	1:31.708	1:31.825
18	Christian	HO	SIN	Jenzer Motorsport	1:31.149	1:31.231	1:31.243	1:31.414	1:31.832
11	Tasanapol	INTHRAPHUV	THA	Campos Racing	1:31.153	1:31.186	1:31.381	1:31.396	1:33.120
31	Roman	BILINSKI	GBR	Rodin Motorsport	1:31.267	1:31.742	1:31.788	1:31.966	1:31.993
4	Noah	STROMSTED	DEN	Trident	1:31.273	1:31.354	1:31.357	1:31.565	1:31.700
3	Ugo	UGOCHUKWU	USA	PREMA Racing	1:31.319	1:31.416	1:31.529	1:31.742	1:31.766
5	Rafael	CAMARA	BRA	Trident	1:31.368	1:31.549	1:31.572	1:31.649	1:31.982
6	Charlie	WURZ	AUT	Trident	1:31.400	1:31.466	1:31.584	1:31.906	1:32.023
20	Theophile	NAEL	FRA	Van Amersfoort Racing	1:31.418	1:31.544	1:31.614	1:31.769	1:31.775
23	James	WHARTON	AUS	ART Grand Prix	1:31.437	1:31.599	1:31.764	1:31.833	1:32.022
26	Javier	SAGRERA	ESP	AIX Racing	1:31.503	1:31.557	1:31.590	1:31.848	1:31.850
19	Matias	ZAGAZETA	PER	Jenzer Motorsport	1:31.518	1:31.781	1:31.955	1:32.267	1:32.313
1	Noel	LEON	MEX	PREMA Racing	1:31.541	1:31.730	1:31.731	1:31.811	1:31.862
8	Bruno	DEL PINO	ESP	MP Motorsport	1:31.627	1:31.798	1:31.897	1:31.926	1:32.022
7	Tim	TRAMNITZ	GER	MP Motorsport	1:31.629	1:31.800	1:31.802	1:31.831	1:31.841
29	Freddie	SLATER	GBR	Rodin Motorsport	1:31.669	1:31.826	1:31.832	1:32.078	1:32.252
9	Alessandro	GIUSTI	FRA	MP Motorsport	1:31.676	1:31.890	1:31.958	1:31.993	1:32.052
25	Tuukka	TAPONEN	FIN	ART Grand Prix	1:31.899	1:31.970	1:32.051	1:32.166	1:32.184
2	Brando	BADOER	ITA	PREMA Racing	1:31.908	1:32.026	1:32.532	1:32.760	1:33.009
16	Gerrard	XIE	CHN	Hitech Pulse-Eight	1:31.918	1:32.049	1:32.380	1:32.525	1:32.538
30	Louis	SHARP	NZL	Rodin Motorsport	1:31.956	1:32.001	1:32.143	1:32.376	1:32.412
22	Ivan	DOMINGUES	POR	Van Amersfoort Racing	1:31.960	1:32.032	1:32.329	1:32.353	1:32.552
17	Nicola	LACORTE	ITA	Jenzer Motorsport	1:31.985	1:32.363	1:32.398	1:32.472	1:32.538
27	Niels	KOOLEN	NED	AIX Racing	1:32.297	1:32.409	1:32.424	1:32.754	1:32.798
28	Jose	GARFIAS	MEX	AIX Racing	2:05.702	PIT EXIT			



14

CIRCUITO DE JEREZ - FORMULA 3 OFFICIAL TEST
Tuesday, October 8th 2024 - Afternoon Session
40 BEST MAXIMUM SPEEDS

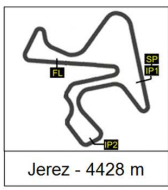
Dorsal	Piloto	Nat	Equipo	Maq.	Hora	Vuelta	Vmax
27	Niels KOOLEN	NED	AIX Racing	Dallara	16:54:20	33	242,6
20	Theophile NAEL	FRA	Van Amersfoort Racing	Dallara	14:13:23	6	241,9
23	James WHARTON	AUS	ART Grand Prix	Dallara	14:10:12	4	241,9
21	John BENNETT	GBR	Van Amersfoort Racing	Dallara	16:50:56	39	241,6
19	Matias ZAGAZETA	PER	Jenzer Motorsport	Dallara	14:13:27	6	241,4
26	Javier SAGRERA	ESP	AIX Racing	Dallara	15:43:47	19	241,3
20	Theophile NAEL	FRA	Van Amersfoort Racing	Dallara	14:05:30	2	241,2
20	Theophile NAEL	FRA	Van Amersfoort Racing	Dallara	14:17:05	8	241,2
20	Theophile NAEL	FRA	Van Amersfoort Racing	Dallara	14:09:20	4	241,2
11	Tasanapol INTHRAPHUVAS	THA	Campos Racing	Dallara	14:13:19	7	240,7
21	John BENNETT	GBR	Van Amersfoort Racing	Dallara	16:09:15	31	240,6
21	John BENNETT	GBR	Van Amersfoort Racing	Dallara	14:13:34	6	240,5
21	John BENNETT	GBR	Van Amersfoort Racing	Dallara	16:58:41	43	240,5
10	Jesse CARRASQUEDO	MEX	Campos Racing	Dallara	14:25:50	14	240,5
11	Tasanapol INTHRAPHUVAS	THA	Campos Racing	Dallara	14:24:16	14	240,5
20	Theophile NAEL	FRA	Van Amersfoort Racing	Dallara	14:33:24	12	240,4
21	John BENNETT	GBR	Van Amersfoort Racing	Dallara	16:12:46	33	240,3
9	Alessandro GIUSTI	FRA	MP Motorsport	Dallara	14:15:29	7	240,3
31	Roman BILINSKI	GBR	Rodin Motorsport	Dallara	14:06:13	2	240,2
15	Martinius STENSHORNE	NOR	Hitech Pulse-Eight	Dallara	14:05:07	2	240,2
15	Martinius STENSHORNE	NOR	Hitech Pulse-Eight	Dallara	16:50:47	33	240,2
21	John BENNETT	GBR	Van Amersfoort Racing	Dallara	14:44:43	18	240,1
7	Tim TRAMNITZ	GER	MP Motorsport	Dallara	14:05:10	2	240,1
10	Jesse CARRASQUEDO	MEX	Campos Racing	Dallara	14:13:21	6	240,1
27	Niels KOOLEN	NED	AIX Racing	Dallara	14:26:04	6	240,1
15	Martinius STENSHORNE	NOR	Hitech Pulse-Eight	Dallara	14:12:47	6	240,0
20	Theophile NAEL	FRA	Van Amersfoort Racing	Dallara	14:40:33	16	240,0
20	Theophile NAEL	FRA	Van Amersfoort Racing	Dallara	16:50:53	38	240,0
12	Mari BOYA	ESP	Campos Racing	Dallara	14:36:38	22	240,0
29	Freddie SLATER	GBR	Rodin Motorsport	Dallara	14:05:54	2	239,9
20	Theophile NAEL	FRA	Van Amersfoort Racing	Dallara	14:44:06	18	239,9
6	Charlie WURZ	AUT	Trident	Dallara	14:09:07	4	239,9
31	Roman BILINSKI	GBR	Rodin Motorsport	Dallara	14:14:12	6	239,8
19	Matias ZAGAZETA	PER	Jenzer Motorsport	Dallara	16:50:36	29	239,8
21	John BENNETT	GBR	Van Amersfoort Racing	Dallara	14:17:15	8	239,7
4	Noah STROMSTED	DEN	Trident	Dallara	15:48:40	21	239,7
20	Theophile NAEL	FRA	Van Amersfoort Racing	Dallara	16:58:36	42	239,7
30	Louis SHARP	NZL	Rodin Motorsport	Dallara	14:05:50	2	239,7
9	Alessandro GIUSTI	FRA	MP Motorsport	Dallara	14:13:55	6	239,6
6	Charlie WURZ	AUT	Trident	Dallara	14:13:08	6	239,6



15

CIRCUITO DE JEREZ - FORMULA 3 OFFICIAL TEST
Tuesday, October 8th 2024 - Afternoon Session
TOP FIVE MAXIMUM SPEEDS

Piloto	Nat	Equipo	Top Five Vmax				
27	Niels KOOLEN	NED AIX Racing	242,6	240,1	239,4	239,3	239,1
20	Theophile NAEL	FRA Van Amersfoort Racing	241,9	241,2	241,2	241,2	240,4
23	James WHARTON	AUS ART Grand Prix	241,9	239,3	239,3	239,0	238,7
21	John BENNETT	GBR Van Amersfoort Racing	241,6	240,6	240,5	240,5	240,3
19	Matias ZAGAZETA	PER Jenzer Motorsport	241,4	239,8	238,5	238,2	237,7
26	Javier SAGRERA	ESP AIX Racing	241,3	239,6	239,3	238,7	238,6
11	Tasanapol INTHRAPHUV	THA Campos Racing	240,7	240,5	238,7	238,7	238,0
10	Jesse CARRASQUEDO	MEX Campos Racing	240,5	240,1	239,1	238,8	238,7
9	Alessandro GIUSTI	FRA MP Motorsport	240,3	239,6	239,2	239,2	238,9
15	Martinius STENSHORNE	NOR Hitech Pulse-Eight	240,2	240,2	240,0	239,2	239,0
31	Roman BILINSKI	GBR Rodin Motorsport	240,2	239,8	239,5	239,0	238,3
7	Tim TRAMNITZ	GER MP Motorsport	240,1	239,1	238,8	238,6	238,6
12	Mari BOYA	ESP Campos Racing	240,0	238,7	238,3	237,5	237,4
6	Charlie WURZ	AUT Trident	239,9	239,6	239,4	239,1	239,1
29	Freddie SLATER	GBR Rodin Motorsport	239,9	239,6	239,4	238,8	238,1
30	Louis SHARP	NZL Rodin Motorsport	239,7	239,1	238,8	238,4	237,7
4	Noah STROMSTED	DEN Trident	239,7	238,5	238,0	237,8	237,5
18	Christian HO	SIN Jenzer Motorsport	239,6	239,6	239,1	238,7	238,4
14	Joshua DUFEK	AUT Hitech Pulse-Eight	239,5	239,4	239,3	238,8	238,7
5	Rafael CAMARA	BRA Trident	239,3	239,3	239,1	238,9	238,8
16	Gerrard XIE	CHN Hitech Pulse-Eight	239,3	238,6	238,5	238,4	238,1
8	Bruno DEL PINO	ESP MP Motorsport	238,9	238,8	237,9	237,7	237,3
17	Nicola LACORTE	ITA Jenzer Motorsport	238,7	238,0	237,8	237,6	237,1
1	Noel LEON	MEX PREMA Racing	238,6	238,0	237,7	237,7	237,5
22	Ivan DOMINGUES	POR Van Amersfoort Racing	238,5	238,5	238,2	237,9	237,7
24	Laurens VAN HOEPEN	NED ART Grand Prix	238,5	238,0	237,9	237,7	237,4
25	Tuukka TAPONEN	FIN ART Grand Prix	237,8	237,8	237,5	236,5	236,3
3	Ugo UGOCHUKWU	USA PREMA Racing	237,2	236,5	236,2	236,0	235,8
2	Brando BADOER	ITA PREMA Racing	236,7	236,2	235,9	235,9	235,7
28	Jose GARFIAS	MEX AIX Racing	214,0	146,9			



16

CIRCUITO DE JEREZ - FORMULA 3 OFFICIAL TEST

Wednesday, October 9th 2024 - Morning Session

TESTING RESULTS

CONDICIONES ATMOSFERICAS: **Nublado**ESTADO DE LA PISTA: **Seca**

Ord.	#	Piloto	Licencia	Club	Marca	NV	VR	Tiempo	Gap	Intv	VMax
1	10	Nikola TSOLOV	BUL	Campos Racing	Dallara	42	25	1:29.758	----	----	246,5
2	12	Mari BOYA	ESP	Campos Racing	Dallara	31	9	1:29.881	0.123	0.123	244,3
3	15	Martinius STENSHORNE	NOR	Hitech Pulse-Eight	Dallara	47	19	1:30.050	0.292	0.169	243,8
4	4	Noah STROMSTED	DEN	Trident	Dallara	48	9	1:30.072	0.314	0.022	242,6
5	3	Ugo UGOCHUKWU	USA	PREMA Racing	Dallara	33	11	1:30.175	0.417	0.103	242,2
6	11	Tasanapol INTHRAPHUVAS	THA	Campos Racing	Dallara	39	23	1:30.202	0.444	0.027	242,9
7	6	Charlie WURZ	AUT	Trident	Dallara	43	26	1:30.221	0.463	0.019	243,0
8	14	Joshua DUFEK	AUT	Hitech Pulse-Eight	Dallara	48	13	1:30.230	0.472	0.009	243,6
9	29	Freddie SLATER	GBR	Rodin Motorsport	Dallara	37	17	1:30.263	0.505	0.033	245,7
10	18	Christian HO	SIN	Jenzer Motorsport	Dallara	37	11	1:30.317	0.559	0.054	245,8
11	5	Rafael CAMARA	BRA	Trident	Dallara	47	27	1:30.337	0.579	0.020	244,0
12	1	Noel LEON	MEX	PREMA Racing	Dallara	37	11	1:30.366	0.608	0.029	242,5
13	24	Laurens VAN HOEPEN	NED	ART Grand Prix	Dallara	33	11	1:30.377	0.620	0.012	243,6
14	7	Tim TRAMNITZ	GER	MP Motorsport	Dallara	30	26	1:30.391	0.633	0.013	243,1
15	19	Matias ZAGAZETA	PER	Jenzer Motorsport	Dallara	35	21	1:30.417	0.659	0.026	244,2
16	21	John BENNETT	GBR	Van Amersfoort Racing	Dallara	43	18	1:30.548	0.790	0.131	245,9
17	31	Roman BILINSKI	GBR	Rodin Motorsport	Dallara	35	14	1:30.608	0.850	0.060	244,1
18	8	Bruno DEL PINO	ESP	MP Motorsport	Dallara	43	26	1:30.702	0.944	0.094	242,2
19	23	James WHARTON	AUS	ART Grand Prix	Dallara	35	18	1:30.734	0.976	0.032	243,2
20	30	Louis SHARP	NZL	Rodin Motorsport	Dallara	40	17	1:30.762	1.004	0.028	244,8
21	17	Nicola LACORTE	ITA	Jenzer Motorsport	Dallara	34	17	1:30.857	1.099	0.095	244,5
22	26	Javier SAGRERA	ESP	AIX Racing	Dallara	41	20	1:30.924	1.166	0.067	245,4
23	16	Gerrard XIE	CHN	Hitech Pulse-Eight	Dallara	46	13	1:30.954	1.196	0.030	242,1
24	20	Jesse CARRASQUEDO	MEX	Van Amersfoort Racing	Dallara	44	13	1:31.029	1.271	0.075	245,9
25	9	Alessandro GIUSTI	FRA	MP Motorsport	Dallara	42	26	1:31.051	1.294	0.023	243,3
26	22	Ivan DOMINGUES	POR	Van Amersfoort Racing	Dallara	46	13	1:31.114	1.356	0.062	243,7
27	25	Tuukka TAPONEN	FIN	ART Grand Prix	Dallara	36	32	1:31.250	1.492	0.136	240,5
28	2	Brando BADOER	ITA	PREMA Racing	Dallara	14	13	1:31.263	1.505	0.013	241,7
29	28	Jose GARFIAS	MEX	AIX Racing	Dallara	38	16	1:31.343	1.585	0.080	243,2
30	27	Niels KOOLEN	NED	AIX Racing	Dallara	40	22	1:31.982	2.224	0.639	244,8

Circuito de Jerez, 9 DE OCTUBRE DE 2024

Hora:	Hora:	RESULTADOS PUBLICADOS A LAS 12:03 HORAS
-------	-------	---



17

CIRCUITO DE JEREZ - FORMULA 3 OFFICIAL TEST Wednesday, October 9th 2024 - Morning Session LAP BY LAP

Vuelta	1	2	3	4	5	6	7	8	9	10	11	12
1	2:20.248	2:35.020	2:19.697	2:22.677	2:22.006	2:23.202	2:16.558	2:36.001	2:20.207	2:04.732	2:25.633	2:14.009
2	2:18.094	2:24.326	2:13.519	2:19.731	2:17.425	1:58.267	2:07.566	2:28.422	2:26.773	2:11.497	2:13.050	2:02.730
3	1:32.469	1:33.880	1:32.649	1:32.564	1:32.456	1:36.253	1:32.651	1:33.818	1:33.008	1:31.886	1:31.928	1:46.103
4	2:36.653	2:27.831	2:56.038	2:31.501	2:19.355	2:24.764	2:19.820	2:27.419	2:27.898	2:22.585	2:11.907	2:20.365
5	1:31.607	1:33.632	1:31.506	1:31.584	1:32.036	1:31.490	1:32.274	1:32.512	1:31.907	1:30.496	1:31.301	1:31.371
6	2:12.250	2:14.341	PIT EXIT	PIT EXIT	2:31.982	2:35.632	2:13.087	2:15.921	2:13.486	2:13.026	2:15.067	PIT EXIT
7	1:31.507	1:32.370	2:38.247	2:09.042	1:31.456	1:31.493	1:31.630	1:31.710	1:31.899	1:30.573	1:31.264	2:07.481
8	PIT EXIT	PIT EXIT	2:23.740	1:51.346	PIT EXIT	PIT EXIT	PIT EXIT	PIT EXIT	PIT EXIT	PIT EXIT	PIT EXIT	2:21.431
9	2:39.128	2:39.009	1:30.320	1:30.072*	2:31.314	2:32.939	2:22.697	2:36.123	2:29.065	2:13.061	2:21.376	1:29.881*
10	2:14.599	2:20.458	2:30.918	2:21.061	2:11.289	2:18.731	2:20.267	2:17.604	2:29.133	2:09.480	1:59.724	2:34.825
11	1:30.366*	1:31.380	1:30.175*	1:30.426	1:30.557	1:30.843	1:31.054	1:31.482	1:31.791	1:31.058	1:30.255	1:29.996
12	2:23.359	2:20.069	2:01.405	PIT EXIT	2:10.642	PIT EXIT	2:15.861	2:33.756	2:22.027	2:30.237	2:24.176	PIT EXIT
13	1:30.432	1:31.263*	PIT EXIT	2:13.039	1:30.462	2:06.856	1:30.521	1:31.210	1:31.116	1:29.932	1:30.349	2:20.939
14	2:02.526	2:04.462	1:54.177	PIT EXIT	PIT EXIT	PIT EXIT	2:09.047	2:18.584	2:21.649	2:25.897	PIT EXIT	2:09.449
15	PIT EXIT		1:31.505	2:41.006	2:01.445	2:04.068	1:30.650	PIT EXIT	PIT EXIT	PIT EXIT	2:19.090	2:02.333
16	2:00.960		2:05.109	1:56.607	1:43.852	1:46.726	PIT EXIT	2:08.101	1:59.601	2:20.642	1:52.119	1:57.042
17	1:31.949		1:31.254	2:12.674	1:30.391	1:30.367	2:01.053	1:31.559	1:31.683	2:09.794	2:08.439	1:30.153
18	2:04.852		PIT EXIT	1:30.394	2:19.307	2:20.079	1:31.693	2:12.738	1:58.045	1:29.858	1:57.135	2:26.846
19	1:31.881		2:01.492	PIT EXIT	1:30.354	PIT EXIT	2:08.682	1:55.443	1:31.491	2:13.096	1:30.256	PIT EXIT
20	PIT EXIT		1:43.769	2:16.717	PIT EXIT	2:10.982	1:31.623	1:31.339	2:03.563	1:30.091	PIT EXIT	2:02.355
21	2:00.687		1:30.570	1:53.182	2:04.517	1:54.145	2:08.243	2:09.996	1:56.426	PIT EXIT	2:17.044	1:57.736
22	1:45.841		2:07.061	2:01.640	1:47.752	1:31.144	1:31.824	1:31.307	1:31.988	2:31.574	1:48.196	1:30.146
23	1:45.850		1:30.780	1:30.161	1:30.877	PIT EXIT	PIT EXIT	PIT EXIT	PIT EXIT	1:49.878	1:30.202*	2:27.511
24	1:52.160		PIT EXIT	2:31.636	PIT EXIT	2:05.913	2:08.932	2:18.803	2:08.452	1:55.026	2:15.555	1:30.259
25	1:31.133		2:08.598	1:30.378	2:00.483	1:45.717	1:49.490	1:52.745	1:51.116	1:29.758*	1:30.677	PIT EXIT
26	PIT EXIT		1:31.450	PIT EXIT	2:04.184	1:30.221*	1:30.391*	1:30.702*	1:31.051*	2:12.879	PIT EXIT	2:07.040
27	2:07.941		2:06.083	2:19.044	1:30.337*	2:20.092	2:09.414	2:08.429	2:01.581	PIT EXIT	2:14.529	1:57.521
28	1:31.880		PIT EXIT	PIT EXIT	2:11.297	1:30.643	1:30.932	1:39.732	1:31.081	2:13.581	1:58.230	2:07.656
29	2:00.749		2:10.993	1:53.417	1:30.636	PIT EXIT	2:14.856	2:18.343	2:13.457	1:55.327	1:31.686	1:31.778
30	1:31.939		1:53.609	1:33.250	PIT EXIT	2:05.232	1:31.274	1:31.371	1:31.505	1:31.565	2:11.894	2:09.852
31	PIT EXIT		1:32.042	1:33.591	PIT EXIT	PIT EXIT		PIT EXIT	PIT EXIT	2:15.927	1:31.603	1:31.703
32	2:10.555		2:08.831	1:33.507	1:38.259	1:52.518		2:16.744	1:57.367	1:31.588	PIT EXIT	
33	1:48.713		1:31.502	1:33.644	1:33.591	1:33.942		1:32.431	1:32.842	2:22.615	2:21.956	
34	1:44.156			1:33.857	1:33.504	1:33.509		PIT EXIT	1:59.350	1:31.071	1:50.296	
35	1:31.159			1:42.170	1:33.937	1:33.445		2:04.011	1:31.734	PIT EXIT	1:31.519	
36	1:53.565			1:33.898	1:33.535	1:34.072		1:32.088	PIT EXIT	2:12.744	2:09.896	
37	1:32.319			1:34.272	1:33.541	1:33.985		PIT EXIT	2:11.331	1:48.732	1:31.449	
38				1:35.301	1:34.429	1:33.923		2:15.861	1:52.841	1:31.096	2:06.692	
39				1:33.862	1:34.684	1:34.088		1:51.206	1:53.939	2:11.114	1:31.709	
40				1:33.961	1:34.548	1:34.448		1:31.764	1:31.794	1:31.279		
41				1:34.277	1:34.200	1:34.083		2:05.605	PIT EXIT	2:29.278		
42				1:33.596	1:34.140	1:34.167		1:54.020	PIT EXIT	1:31.383		
43				1:34.395	1:34.257	1:34.048		1:31.571				
44				1:33.738	1:33.932							
45				1:34.252	1:33.727							
46				1:33.933	1:33.812							





17

CIRCUITO DE JEREZ - FORMULA 3 OFFICIAL TEST

Wednesday, October 9th 2024 - Morning Session

LAP BY LAP

Vuelta	1	2	3	4	5	6	7	8	9	10	11	12
47				1:34.293	1:33.637							
48				1:33.510								

Vuelta	14	15	16	17	18	19	20	21	22	23	24	25
1	2:30.165	2:21.396	2:16.461	2:16.286	2:13.505	2:18.778	2:20.179	2:24.651	2:31.071	2:00.563	2:01.387	2:01.582
2	2:32.198	2:12.257	2:35.919	2:24.775	2:05.277	2:30.189	2:22.637	2:20.651	2:32.816	2:28.510	2:22.612	2:28.997
3	1:32.507	2:03.120	1:32.907	1:33.376	1:33.426	1:32.521	1:33.069	1:31.866	1:33.880	1:32.609	1:32.277	1:33.097
4	2:38.220	2:09.485	2:37.715	2:23.262	2:00.451	2:37.764	2:17.932	2:28.078	2:20.557	2:11.086	2:15.110	2:25.377
5	1:31.422	1:31.418	1:32.981	1:31.926	1:31.689	1:31.606	1:32.059	1:31.213	1:32.527	1:31.511	1:31.836	1:32.168
6	2:18.142	2:14.644	2:16.076	PIT EXIT	PIT EXIT	PIT EXIT	2:11.933	2:14.332	2:15.592	2:17.023	2:15.432	2:12.883
7	1:32.395	1:30.976	1:32.396	2:28.052	2:33.128	2:27.949	1:31.909	PIT EXIT	1:32.102	1:31.356	1:31.410	1:32.410
8	PIT EXIT	PIT EXIT	PIT EXIT	2:21.139	2:14.614	2:20.453	PIT EXIT	2:31.095	PIT EXIT	PIT EXIT	PIT EXIT	PIT EXIT
9	2:36.480	2:07.265	2:21.743	1:31.249	1:31.020	1:31.184	2:26.073	2:27.329	2:26.675	2:07.463	2:06.198	2:07.491
10	2:24.764	2:19.021	2:06.240	2:30.788	2:28.611	2:31.395	2:27.675	1:30.693	2:28.313	2:17.950	2:17.361	2:19.437
11	1:30.669	1:30.308	1:31.215	1:33.040	1:30.317*	1:31.941	1:31.387	2:37.947	1:31.980	1:31.319	1:30.377*	1:32.849
12	2:23.631	2:28.366	2:27.435	PIT EXIT	PIT EXIT	PIT EXIT	2:36.406	1:30.742	2:30.117	2:31.440	2:29.371	2:31.565
13	1:30.230*	1:30.187	1:30.954*	2:15.907	2:27.310	2:06.696	1:31.029*	PIT EXIT	1:31.114*	1:30.776	1:30.894	1:31.454
14	PIT EXIT	PIT EXIT	PIT EXIT	2:04.281	2:10.800	1:46.089	2:24.973	2:26.514	2:14.346	2:19.730	2:17.990	2:24.177
15	2:28.904	2:29.136	2:26.462	1:38.912	1:39.871	1:30.738	PIT EXIT	2:07.503	PIT EXIT	PIT EXIT	PIT EXIT	PIT EXIT
16	2:14.458	2:07.255	2:03.490	2:02.031	2:01.140	2:20.110	2:29.061	1:30.582	2:25.367	2:03.867	2:04.264	2:03.616
17	2:00.699	1:30.075	1:51.115	1:30.857*	1:30.389	1:30.450	2:12.015	2:08.092	2:07.714	1:54.031	1:56.849	1:58.222
18	1:59.224	2:17.789	2:12.296	PIT EXIT	PIT EXIT	PIT EXIT	1:35.728	1:30.548*	1:31.407	1:30.734*	1:48.843	1:31.583
19	1:30.681	1:30.050*	1:31.182	2:04.413	2:04.988	2:07.185	2:17.359	2:08.574	2:18.695	2:14.004	2:00.660	2:09.066
20	2:18.327	PIT EXIT	PIT EXIT	1:47.537	1:59.115	1:46.937	1:31.345	1:30.757	1:36.161	1:31.066	1:30.782	1:31.506
21	1:30.484	2:05.246	2:11.690	1:32.171	1:30.683	1:30.417*	2:11.075	PIT EXIT	2:05.794	2:01.922	PIT EXIT	2:16.147
22	PIT EXIT	1:54.599	1:58.594	2:03.433	1:58.664	2:10.741	1:31.273	PIT EXIT	1:31.813	PIT EXIT	2:03.618	1:31.664
23	2:16.835	1:30.283	1:31.079	1:31.565	1:30.834	1:59.246	PIT EXIT	PIT EXIT	PIT EXIT	2:03.633	1:54.222	PIT EXIT
24	1:58.076	2:14.072	2:11.085	PIT EXIT	2:13.917	PIT EXIT	PIT EXIT	PIT EXIT	PIT EXIT	1:45.124	1:31.071	2:08.108
25	1:30.847	1:30.361	1:31.221	2:05.393	PIT EXIT	2:12.020	PIT EXIT	1:40.808	PIT EXIT	1:31.361	2:03.281	1:54.081
26	2:13.780	PIT EXIT	PIT EXIT	1:48.767	2:16.649	2:06.287	1:46.013	1:34.222	PIT EXIT	1:50.422	1:31.359	1:31.749
27	1:30.526	2:06.797	PIT EXIT	1:32.264	2:06.424	1:31.999	1:35.461	1:33.449	2:08.500	1:31.544	PIT EXIT	2:00.772
28	PIT EXIT	1:50.283	1:52.348	1:56.956	1:32.190	2:00.624	1:34.072	1:33.521	1:34.575	PIT EXIT	1:57.791	1:31.673
29	2:24.445	1:34.136	1:34.334	1:31.888	1:54.229	1:31.538	1:33.725	1:33.726	1:34.404	2:08.127	1:48.655	PIT EXIT
30	1:57.561	1:34.146	1:34.192	PIT EXIT	1:31.569	PIT EXIT	1:34.010	1:34.001	1:34.814	1:49.620	1:30.384	2:06.938
31	1:34.658	1:33.704	1:34.053	PIT EXIT	PIT EXIT	PIT EXIT	1:33.703	1:34.259	1:34.062	1:52.862	2:02.946	1:50.868
32	1:33.799	1:33.714	1:33.944	2:03.519	PIT EXIT	2:17.774	1:34.017	1:33.993	1:34.529	1:37.110	1:30.850	1:31.250*
33	1:34.751	1:33.776	1:34.661	1:34.004	PIT EXIT	1:31.926	1:34.416	1:34.106	1:38.956	1:51.579	2:13.788	2:06.918
34	1:35.452	1:33.811	1:34.259	1:52.978	1:55.685	2:04.386	1:33.991	1:34.653	1:34.327	1:44.618		1:31.812
35	1:34.303	1:33.921	1:34.456		1:32.261	1:31.818	1:37.396	1:34.239	1:34.341	1:31.802		2:05.523
36	1:34.116	1:33.567	1:34.511		2:01.320		2:03.372	1:34.536	1:34.592			1:31.366
37	1:34.073	1:33.421	1:34.755		1:31.967		1:34.104	1:34.107	PIT EXIT			
38	1:34.088	1:33.778	1:34.902				1:33.559	1:33.940	1:37.498			
39	1:33.817	1:33.973	1:34.584				1:33.451	1:34.000	1:34.211			
40	1:33.815	1:33.795	1:34.720				1:33.551	1:34.238	1:34.243			
41	1:34.000	1:33.497	1:34.852				1:33.699	1:34.064	1:34.221			
42	1:33.870	1:33.699	1:34.960				1:33.588	1:33.912	1:34.133			
43	1:33.606	1:33.327	1:34.806				1:33.730	1:34.148	PIT EXIT			
44	1:33.523	1:33.786	1:34.642				1:34.150		1:41.714			





CIRCUITO DE JEREZ - FORMULA 3 OFFICIAL TEST

Wednesday, October 9th 2024 - Morning Session

LAP BY LAP

Vuelta	14	15	16	17	18	19	20	21	22	23	24	25
45	1:33.712	1:33.624	1:35.163						1:34.448			
46	1:33.761	1:33.994	1:34.709						1:33.911			
47	1:33.953	1:33.846										
48	1:34.011											

Vuelta	26	27	28	29	30	31						
1	2:18.176	2:19.253	PIT EXIT	2:44.261	2:39.522	2:43.361						
2	2:10.864	2:20.934	2:08.962	2:32.576	2:27.555	2:26.208						
3	1:33.058	1:33.157	1:32.941	1:31.450	1:31.923	1:31.485						
4	2:14.801	2:41.185	2:03.640	2:37.974	2:31.414	2:28.900						
5	1:31.939	1:32.770	1:32.609	1:31.021	1:31.515	1:30.868						
6	2:05.280	2:00.337	PIT EXIT	PIT EXIT	PIT EXIT	PIT EXIT						
7	1:32.124	1:32.480	2:28.298	2:31.590	2:33.407	2:32.734						
8	PIT EXIT	PIT EXIT	2:30.497	2:06.479	2:26.560	2:28.126						
9	2:12.639	2:31.599	1:31.961	1:30.463	1:31.810	1:42.113						
10	2:31.998	2:26.213	2:35.344	2:17.054	2:32.605	2:31.889						
11	1:51.974	1:49.177	1:31.425	1:30.394	1:31.245	PIT EXIT						
12	2:27.922	1:57.804	2:19.982	PIT EXIT	PIT EXIT	2:22.295						
13	1:31.071	1:32.959	PIT EXIT	2:22.995	2:24.827	2:14.057						
14	2:18.024	2:27.689	2:01.924	2:13.819	2:15.006	1:30.608*						
15	PIT EXIT	PIT EXIT	1:46.324	1:37.474	1:31.206	2:17.281						
16	1:59.404	2:24.658	1:31.343*	2:17.925	2:16.789	PIT EXIT						
17	1:46.040	2:17.067	2:18.515	1:30.263*	1:30.762*	2:13.215						
18	1:31.158	1:32.533	1:31.391	PIT EXIT	2:09.532	1:53.574						
19	2:03.815	2:20.631	2:13.147	2:12.916	1:31.158	1:33.973						
20	1:30.924*	1:32.451	1:31.467	1:53.018	PIT EXIT	2:08.743						
21	2:05.720	2:08.856	PIT EXIT	1:31.606	2:14.691	1:31.747						
22	1:31.074	1:31.982*	1:59.751	2:05.626	1:55.615	PIT EXIT						
23	PIT EXIT	PIT EXIT	1:44.012	1:34.036	1:31.903	2:14.119						
24	2:00.880	2:00.466	1:32.895	PIT EXIT	2:08.940	1:54.739						
25	1:48.064	1:54.825	2:07.882	2:12.942	1:31.885	1:31.682						
26	1:31.903	1:33.055	1:32.456	1:54.686	PIT EXIT	2:08.382						
27	2:11.528	2:08.055	2:15.018	1:31.553	2:13.766	1:32.091						
28	1:31.996	1:32.694	PIT EXIT	2:07.203	1:53.280	PIT EXIT						
29	2:10.651	2:07.818	1:58.913	1:31.707	1:31.858	2:05.842						
30	PIT EXIT	PIT EXIT	1:33.033	PIT EXIT	2:06.904	1:32.785						
31	1:54.165	1:41.068	2:14.035	2:03.067	1:32.308	2:09.416						
32	1:32.296	1:33.675	1:32.646	1:31.948	PIT EXIT	1:32.581						
33	PIT EXIT	PIT EXIT	PIT EXIT	2:03.440	2:12.205	PIT EXIT						
34	PIT EXIT	2:05.604	2:07.607	1:32.612	1:48.156	1:41.612						
35	2:00.209	1:56.381	1:49.913	PIT EXIT	1:32.839	1:32.557						
36	1:47.327	1:32.612	1:34.842	1:56.654	1:59.870							
37	1:31.369	2:04.146	2:02.623	1:32.232	1:33.234							
38	2:06.632	1:32.674	1:32.458		PIT EXIT							
39	1:32.116	1:57.753			1:55.332							
40	2:16.668	1:33.500			1:32.890							
41	1:31.942											



CIRCUITO DE JEREZ - FORMULA 3 OFFICIAL TEST

Wednesday, October 9th 2024 - Morning Session

ANALYSIS

Número	1		2		3		4		5		6		7	
	Vta	Sector	Vuelta	Sector	Vuelta	Sector	Vuelta	Sector	Vuelta	Sector	Vuelta	Sector	Vuelta	
37	IP1	35.192	35.192					36.063	36.063	35.946	35.946	36.072	36.072	
	IP2	25.307	1:00.499					26.120	1:02.183	25.826	1:01.772	25.818	1:01.890	
	FL	31.820	1:32.319					32.089	1:34.272	31.769	1:33.541	32.095	1:33.985	
38	IP1	43.280	43.280					37.339	37.339	35.900	35.900	36.097	36.097	
	IP2	31.242	1:14.522					26.036	1:03.375	25.822	1:01.722	25.912	1:02.009	
	FL		-----					31.926	1:35.301	32.707	1:34.429	31.914	1:33.923	
39	IP1							35.954	35.954	35.884	35.884	36.229	36.229	
	IP2							25.732	1:01.686	25.882	1:01.766	25.913	1:02.142	
	FL							32.176	1:33.862	32.918	1:34.684	31.946	1:34.088	
40	IP1							36.099	36.099	36.282	36.282	36.253	36.253	
	IP2							25.836	1:01.935	25.974	1:02.256	25.933	1:02.186	
	FL							32.026	1:33.961	32.292	1:34.548	32.262	1:34.448	
41	IP1							36.344	36.344	36.105	36.105	36.215	36.215	
	IP2							25.982	1:02.326	26.027	1:02.132	26.013	1:02.228	
	FL							31.951	1:34.277	32.068	1:34.200	31.855	1:34.083	
42	IP1							35.841	35.841	36.058	36.058	36.291	36.291	
	IP2							25.870	1:01.711	25.974	1:02.032	25.904	1:02.195	
	FL							31.886	1:33.596	32.108	1:34.140	31.973	1:34.167	
43	IP1							36.584	36.584	36.250	36.250	36.324	36.324	
	IP2							25.948	1:02.532	25.954	1:02.204	25.829	1:02.153	
	FL							31.864	1:34.395	32.053	1:34.257	31.895	1:34.048	
44	IP1							36.037	36.037	36.051	36.051			
	IP2							25.823	1:01.860	25.802	1:01.853			
	FL							31.878	1:33.738	32.079	1:33.932		-----	
45	IP1							36.189	36.189	35.937	35.937			
	IP2							26.115	1:02.304	25.784	1:01.721			
	FL							31.948	1:34.252	32.006	1:33.727			
46	IP1							36.262	36.262	35.884	35.884			
	IP2							25.838	1:02.100	25.872	1:01.756			
	FL							31.833	1:33.933	32.056	1:33.812			
47	IP1							36.158	36.158	35.980	35.980			
	IP2							25.973	1:02.131	25.753	1:01.733			
	FL							32.163	1:34.293	31.904	1:33.637			
48	IP1							35.982	35.982					
	IP2							25.823	1:01.805					
	FL							31.705	1:33.510		-----			



CIRCUITO DE JEREZ - FORMULA 3 OFFICIAL TEST

Wednesday, October 9th 2024 - Morning Session

ANALYSIS

Número	8		9		10		11		12		14		15		
	Vta	Sector	Vuelta	Sector	Vuelta	Sector	Vuelta	Sector	Vuelta	Sector	Vuelta	Sector	Vuelta		
37	IP1	42.619	42.619	53.118	53.118	43.185	43.185	35.046	35.046			36.227	36.227	35.729	35.729
	IP2	29.303	1:11.922	35.057	1:28.175	30.297	1:13.482	25.280	1:00.326			26.111	1:02.338	25.935	1:01.664
	FL	10:53.5	PIT EXIT	43.156	2:11.331	35.250	1:48.732	31.123	1:31.449			31.735	1:34.073	31.757	1:33.421
38	IP1	58.470	58.470	42.572	42.572	34.861	34.861	50.597	50.597			36.061	36.061	36.014	36.014
	IP2	37.031	1:35.501	33.717	1:16.289	25.167	1:00.028	38.753	1:29.350			26.114	1:02.175	25.908	1:01.922
	FL	40.360	2:15.861	36.552	1:52.841	31.068	1:31.096	37.343	2:06.692			31.913	1:34.088	31.856	1:33.778
39	IP1	43.625	43.625	43.811	43.811	50.546	50.546	35.091	35.091			36.239	36.239	36.007	36.007
	IP2	30.712	1:14.337	34.226	1:18.037	39.013	1:29.559	25.204	1:00.295			25.972	1:02.211	26.129	1:02.136
	FL	36.869	1:51.206	35.902	1:53.939	41.555	2:11.114	31.414	1:31.709			31.606	1:33.817	31.837	1:33.973
40	IP1	35.331	35.331	35.424	35.424	35.056	35.056	55.632	55.632			36.001	36.001	36.030	36.030
	IP2	25.207	1:00.538	25.249	1:00.673	25.147	1:00.203	35.410	1:31.042			25.986	1:01.987	25.869	1:01.899
	FL	31.226	1:31.764	31.121	1:31.794	31.076	1:31.279		-----			31.828	1:33.815	31.896	1:33.795
41	IP1	50.305	50.305	37.552	37.552	53.997	53.997					36.147	36.147	35.792	35.792
	IP2	35.825	1:26.130	26.962	1:04.514	45.124	1:39.121					26.095	1:02.242	25.865	1:01.657
	FL	39.475	2:05.605	12:13.4	PIT EXIT	50.157	2:29.278					31.758	1:34.000	31.841	1:33.497
42	IP1	37.895	37.895	50.682	50.682	34.998	34.998					35.993	35.993	36.056	36.056
	IP2	39.172	1:17.067	30.282	1:20.964	25.217	1:00.215					25.984	1:01.977	25.810	1:01.866
	FL	36.953	1:54.020	52.112	PIT EXIT	31.168	1:31.383					31.893	1:33.870	31.833	1:33.699
43	IP1	35.191	35.191	1:13.52	1:13.529	47.225	47.225					36.071	36.071	35.762	35.762
	IP2	25.178	1:00.369	33.603	1:47.132	34.760	1:21.985					25.834	1:01.905	25.852	1:01.614
	FL	31.202	1:31.571		-----		-----					31.701	1:33.606	31.713	1:33.327
44	IP1	46.571	46.571									36.017	36.017	36.089	36.089
	IP2	30.366	1:16.937									25.862	1:01.879	25.883	1:01.972
	FL		-----									31.644	1:33.523	31.815	1:33.786
45	IP1											36.086	36.086	35.984	35.984
	IP2											25.796	1:01.882	25.754	1:01.738
	FL											31.830	1:33.712	31.886	1:33.624
46	IP1											36.106	36.106	36.054	36.054
	IP2											25.802	1:01.908	26.041	1:02.095
	FL											31.853	1:33.761	31.899	1:33.994
47	IP1											36.142	36.142	35.874	35.874
	IP2											25.887	1:02.029	25.989	1:01.863
	FL											31.924	1:33.953	31.983	1:33.846
48	IP1											36.069	36.069	36.542	36.542
	IP2											25.938	1:02.007	26.669	1:03.211
	FL											32.004	1:34.011		-----

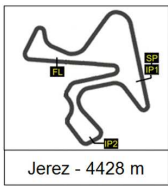


CIRCUITO DE JEREZ - FORMULA 3 OFFICIAL TEST

Wednesday, October 9th 2024 - Morning Session

ANALYSIS

Número	16		17		18		19		20		21		22		
Vta	Sector	Vuelta	Sector	Vuelta	Sector	Vuelta	Sector	Vuelta	Sector	Vuelta	Sector	Vuelta	Sector	Vuelta	
37	IP1	36.374	36.374			35.273	35.273			36.331	36.331	35.901	35.901	36.036	36.036
	IP2	26.373	1:02.747			25.404	1:00.677			25.981	1:02.312	25.997	1:01.898	26.176	1:02.212
	FL	32.008	1:34.755			31.290	1:31.967			31.792	1:34.104	32.209	1:34.107	3:22.95	PIT EXIT
38	IP1	36.338	36.338			39.383	39.383			35.840	35.840	35.818	35.818	39.078	39.078
	IP2	26.293	1:02.631			28.749	1:08.132			25.890	1:01.730	26.136	1:01.954	26.308	1:05.386
	FL	32.271	1:34.902				-----			31.830	1:33.559	31.986	1:33.940	32.113	1:37.498
39	IP1	36.267	36.267							35.785	35.785	35.912	35.912	36.102	36.102
	IP2	26.270	1:02.537							25.896	1:01.681	26.228	1:02.140	26.140	1:02.242
	FL	32.047	1:34.584							31.770	1:33.451	31.860	1:34.000	31.969	1:34.211
40	IP1	36.228	36.228							35.729	35.729	35.927	35.927	36.068	36.068
	IP2	26.421	1:02.649							25.927	1:01.656	26.293	1:02.220	26.119	1:02.187
	FL	32.071	1:34.720							31.895	1:33.551	32.018	1:34.238	32.056	1:34.243
41	IP1	36.382	36.382							35.855	35.855	35.917	35.917	36.006	36.006
	IP2	26.398	1:02.780							25.993	1:01.848	26.114	1:02.031	26.184	1:02.190
	FL	32.072	1:34.852							31.851	1:33.699	32.033	1:34.064	32.031	1:34.221
42	IP1	36.328	36.328							35.866	35.866	35.780	35.780	36.143	36.143
	IP2	26.467	1:02.795							25.905	1:01.771	26.114	1:01.894	25.997	1:02.140
	FL	32.165	1:34.960							31.817	1:33.588	32.018	1:33.912	31.993	1:34.133
43	IP1	36.429	36.429							35.924	35.924	35.915	35.915	36.141	36.141
	IP2	26.285	1:02.714							25.991	1:01.915	26.139	1:02.054	27.845	1:03.986
	FL	32.092	1:34.806							31.815	1:33.730	32.094	1:34.148	2:12.82	PIT EXIT
44	IP1	36.432	36.432							35.989	35.989	41.188	41.188	39.362	39.362
	IP2	26.181	1:02.613							26.127	1:02.116	29.852	1:11.040	27.147	1:06.509
	FL	32.029	1:34.642							32.034	1:34.150		-----	35.205	1:41.714
45	IP1	36.422	36.422							42.988	42.988			36.196	36.196
	IP2	26.464	1:02.886							30.096	1:13.084			26.224	1:02.420
	FL	32.277	1:35.163								-----			32.028	1:34.448
46	IP1	36.349	36.349											35.992	35.992
	IP2	26.176	1:02.525											26.027	1:02.019
	FL	32.184	1:34.709											31.892	1:33.911
47	IP1	49.471	49.471											36.251	36.251
	IP2	36.703	1:26.174											26.235	1:02.486
	FL		-----												-----
48	IP1														
	IP2														
	FL														



CIRCUITO DE JEREZ - FORMULA 3 OFFICIAL TEST

Wednesday, October 9th 2024 - Morning Session

ANALYSIS

Número	23		24		25		26		27		28		29	
	Vta	Sector	Vuelta	Sector	Vuelta	Sector	Vuelta	Sector	Vuelta	Sector	Vuelta	Sector	Vuelta	
37	IP1				44.691	44.691	34.923	34.923	50.345	50.345	47.262	47.262	35.444	35.444
	IP2				34.240	1:18.931	25.253	1:00.176	33.396	1:23.741	38.031	1:25.293	25.424	1:00.868
	FL					-----	31.193	1:31.369	40.405	2:04.146	37.330	2:02.623	31.364	1:32.232
38	IP1						48.526	48.526	35.346	35.346	35.406	35.406		
	IP2						36.535	1:25.061	25.773	1:01.119	25.647	1:01.053		
	FL						41.571	2:06.632	31.556	1:32.674	31.405	1:32.458		-----
39	IP1						35.264	35.264	44.985	44.985	46.255	46.255		
	IP2						25.418	1:00.682	36.661	1:21.646	31.141	1:17.396		
	FL						31.434	1:32.116	36.107	1:57.753		-----		
40	IP1						49.370	49.370	35.683	35.683				
	IP2						41.137	1:30.507	25.937	1:01.620				
	FL						46.161	2:16.668	31.880	1:33.500				
41	IP1						35.242	35.242	45.966	45.966				
	IP2						25.444	1:00.686	32.117	1:18.083				
	FL						31.257	1:31.942		-----				
42	IP1													
	IP2													
	FL													
43	IP1													
	IP2													
	FL													
44	IP1													
	IP2													
	FL													
45	IP1													
	IP2													
	FL													
46	IP1													
	IP2													
	FL													
47	IP1													
	IP2													
	FL													
48	IP1													
	IP2													
	FL													



CIRCUITO DE JEREZ - FORMULA 3 OFFICIAL TEST

Wednesday, October 9th 2024 - Morning Session

ANALYSIS

Número	30		31		0		0		0		0		0	
	Vta	Sector	Vuelta	Sector	Vuelta	Sector	Vuelta	Sector	Vuelta	Sector	Vuelta	Sector	Vuelta	
1	IP1	1:19.37	1:19.372	1:21.65	1:21.656									
	IP2	38.789	1:58.161	37.999	1:59.655									
	FL	41.362	2:39.522	43.706	2:43.361									
2	IP1	46.296	46.296	44.854	44.854									
	IP2	34.435	1:20.731	32.533	1:17.387									
	FL	1:06.82	2:27.555	1:08.82	2:26.208									
3	IP1	35.460	35.460	35.261	35.261									
	IP2	25.289	1:00.749	25.220	1:00.481									
	FL	31.174	1:31.923	31.004	1:31.485									
4	IP1	52.497	52.497	50.523	50.523									
	IP2	38.141	1:30.638	38.797	1:29.320									
	FL	1:00.77	2:31.414	59.580	2:28.900									
5	IP1	35.088	35.088	34.780	34.780									
	IP2	25.288	1:00.376	25.113	59.893									
	FL	31.139	1:31.515	30.975	1:30.868									
6	IP1	51.437	51.437	50.533	50.533									
	IP2	39.134	1:30.571	40.750	1:31.283									
	FL	11:25.0	PIT EXIT	11:17.8	PIT EXIT									
7	IP1	1:16.61	1:16.617	1:12.83	1:12.830									
	IP2	36.710	1:53.327	37.386	1:50.216									
	FL	40.080	2:33.407	42.518	2:32.734									
8	IP1	44.499	44.499	44.959	44.959									
	IP2	37.125	1:21.624	32.939	1:17.898									
	FL	1:04.93	2:26.560	1:10.22	2:28.126									
9	IP1	35.509	35.509	38.400	38.400									
	IP2	25.261	1:00.770	28.723	1:07.123									
	FL	31.040	1:31.810	34.990	1:42.113									
10	IP1	55.246	55.246	48.740	48.740									
	IP2	44.223	1:39.469	40.582	1:29.322									
	FL	53.136	2:32.605	1:02.56	2:31.889									
11	IP1	34.990	34.990	34.782	34.782									
	IP2	25.208	1:00.198	25.507	1:00.289									
	FL	31.047	1:31.245	15:02.8	PIT EXIT									
12	IP1	55.540	55.540	1:06.41	1:06.414									
	IP2	43.690	1:39.230	35.127	1:41.541									
	FL	13:07.6	PIT EXIT	40.754	2:22.295									
13	IP1	1:10.13	1:10.137	46.590	46.590									
	IP2	33.996	1:44.133	32.861	1:19.451									
	FL	40.694	2:24.827	54.606	2:14.057									
14	IP1	48.173	48.173	34.811	34.811									
	IP2	32.120	1:20.293	24.951	59.762									
	FL	54.713	2:15.006	30.846	1:30.608									
15	IP1	35.273	35.273	52.384	52.384									
	IP2	25.006	1:00.279	39.933	1:32.317									
	FL	30.927	1:31.206	44.964	2:17.281									
16	IP1	53.456	53.456	34.771	34.771									
	IP2	37.868	1:31.324	25.038	59.809									
	FL	45.465	2:16.789	59:13.9	PIT EXIT									
17	IP1	34.736	34.736	59.265	59.265									
	IP2	25.049	59.785	34.662	1:33.927									
	FL	30.977	1:30.762	39.288	2:13.215									
18	IP1	51.855	51.855	44.112	44.112									
	IP2	36.945	1:28.800	31.732	1:15.844									
	FL	40.733	2:09.532	37.730	1:53.574									



CIRCUITO DE JEREZ - FORMULA 3 OFFICIAL TEST

Wednesday, October 9th 2024 - Morning Session

ANALYSIS

Número	30		31		0		0		0		0		0	
Vta	Sector	Vuelta	Sector	Vuelta	Sector	Vuelta	Sector	Vuelta	Sector	Vuelta	Sector	Vuelta	Sector	Vuelta
19	IP1	34.880	34.880	37.121	37.121									
	IP2	25.139	1:00.019	25.472	1:02.593									
	FL	31.139	1:31.158	31.380	1:33.973									
20	IP1	51.877	51.877	51.235	51.235									
	IP2	38.554	1:30.431	37.701	1:28.936									
	FL	53:35.2	PIT EXIT	39.808	2:08.743									
21	IP1	1:00.21	1:00.215	35.159	35.159									
	IP2	35.095	1:35.310	25.384	1:00.543									
	FL	39.381	2:14.691	31.204	1:31.747									
22	IP1	43.781	43.781	45.953	45.953									
	IP2	31.892	1:15.673	35.428	1:21.381									
	FL	39.942	1:55.615	11:01.3	PIT EXIT									
23	IP1	35.312	35.312	58.546	58.546									
	IP2	25.374	1:00.686	35.151	1:33.697									
	FL	31.217	1:31.903	40.423	2:14.119									
24	IP1	53.179	53.179	44.659	44.659									
	IP2	37.251	1:30.430	31.665	1:16.324									
	FL	38.511	2:08.940	38.415	1:54.739									
25	IP1	35.126	35.126	35.203	35.203									
	IP2	25.391	1:00.517	25.285	1:00.488									
	FL	31.368	1:31.885	31.194	1:31.682									
26	IP1	48.394	48.394	48.717	48.717									
	IP2	36.468	1:24.862	38.560	1:27.277									
	FL	10:56.2	PIT EXIT	41.105	2:08.382									
27	IP1	59.420	59.420	35.248	35.248									
	IP2	34.493	1:33.913	25.399	1:00.647									
	FL	39.853	2:13.766	31.444	1:32.091									
28	IP1	45.066	45.066	45.652	45.652									
	IP2	33.214	1:18.280	37.218	1:22.870									
	FL	35.000	1:53.280	11:04.0	PIT EXIT									
29	IP1	35.187	35.187	52.451	52.451									
	IP2	25.282	1:00.469	34.597	1:27.048									
	FL	31.389	1:31.858	38.794	2:05.842									
30	IP1	45.662	45.662	35.656	35.656									
	IP2	39.112	1:24.774	25.622	1:01.278									
	FL	42.130	2:06.904	31.507	1:32.785									
31	IP1	35.239	35.239	48.719	48.719									
	IP2	25.498	1:00.737	37.146	1:25.865									
	FL	31.571	1:32.308	43.551	2:09.416									
32	IP1	47.333	47.333	35.505	35.505									
	IP2	37.910	1:25.243	25.584	1:01.089									
	FL	11:02.7	PIT EXIT	31.492	1:32.581									
33	IP1	56.557	56.557	47.848	47.848									
	IP2	34.753	1:31.310	37.348	1:25.196									
	FL	40.895	2:12.205	7:39.68	PIT EXIT									
34	IP1	41.815	41.815	41.283	41.283									
	IP2	31.617	1:13.432	27.741	1:09.024									
	FL	34.724	1:48.156	32.589	1:41.612									
35	IP1	35.583	35.583	35.342	35.342									
	IP2	25.691	1:01.274	25.644	1:00.986									
	FL	31.565	1:32.839	31.571	1:32.557									
36	IP1	47.601	47.601											
	IP2	35.768	1:23.369											
	FL	36.501	1:59.870											



CIRCUITO DE JEREZ - FORMULA 3 OFFICIAL TEST

Wednesday, October 9th 2024 - Morning Session

ANALYSIS

Número	30		31		0		0		0		0		0	
Vta	Sector	Vuelta	Sector	Vuelta	Sector	Vuelta	Sector	Vuelta	Sector	Vuelta	Sector	Vuelta	Sector	Vuelta
37	IP1	35.727	35.727											
	IP2	25.771	1:01.498											
	FL	31.736	1:33.234											
38	IP1	47.708	47.708											
	IP2	34.069	1:21.777											
	FL	5:42.83	PIT EXIT											
39	IP1	50.913	50.913											
	IP2	30.441	1:21.354											
	FL	33.978	1:55.332											
40	IP1	35.654	35.654											
	IP2	25.620	1:01.274											
	FL	31.616	1:32.890											
41	IP1													
	IP2													
	FL		-----											
42	IP1													
	IP2													
	FL													
43	IP1													
	IP2													
	FL													
44	IP1													
	IP2													
	FL													
45	IP1													
	IP2													
	FL													
46	IP1													
	IP2													
	FL													
47	IP1													
	IP2													
	FL													
48	IP1													
	IP2													
	FL													



19

CIRCUITO DE JEREZ - FORMULA 3 OFFICIAL TEST
Wednesday, October 9th 2024 - Morning Session
40 BEST LAPS

Dorsal	Piloto	Nat	Equipo	Maq.	Hora	Vuelta	Tiempo
10	Nikola TSOLOV	BUL	Campos Racing	Dallara	10:14:50	25	1:29.758
10	Nikola TSOLOV	BUL	Campos Racing	Dallara	9:55:25	18	1:29.858
12	Mari BOYA	ESP	Campos Racing	Dallara	9:31:05	9	1:29.881
10	Nikola TSOLOV	BUL	Campos Racing	Dallara	9:34:31	13	1:29.932
12	Mari BOYA	ESP	Campos Racing	Dallara	9:35:010	11	1:29.996
15	Martinius STENSHORNE	NOR	Hitech Pulse-Eight	Dallara	9:59:22	19	1:30.050
4	Noah STROMSTED	DEN	Trident	Dallara	9:20:55	9	1:30.072
15	Martinius STENSHORNE	NOR	Hitech Pulse-Eight	Dallara	9:55:34	17	1:30.075
10	Nikola TSOLOV	BUL	Campos Racing	Dallara	9:59:08	20	1:30.091
12	Mari BOYA	ESP	Campos Racing	Dallara	10:19:11	22	1:30.146
12	Mari BOYA	ESP	Campos Racing	Dallara	9:59:29	17	1:30.153
4	Noah STROMSTED	DEN	Trident	Dallara	10:33:05	23	1:30.161
3	Ugo UGOCHUKWU	USA	PREMA Racing	Dallara	9:34:23	11	1:30.175
15	Martinius STENSHORNE	NOR	Hitech Pulse-Eight	Dallara	9:35:07	13	1:30.187
11	Tasanapol INTHRAPHUVAS	THA	Campos Racing	Dallara	10:13:10	23	1:30.202
6	Charlie WURZ	AUT	Trident	Dallara	10:59:14	26	1:30.221
14	Joshua DUFEK	AUT	Hitech Pulse-Eight	Dallara	9:34:19	13	1:30.230
11	Tasanapol INTHRAPHUVAS	THA	Campos Racing	Dallara	9:29:56	11	1:30.255
11	Tasanapol INTHRAPHUVAS	THA	Campos Racing	Dallara	9:59:45	19	1:30.256
12	Mari BOYA	ESP	Campos Racing	Dallara	10:23:09	24	1:30.259
29	Freddie SLATER	GBR	Rodin Motorsport	Dallara	9:59:48	17	1:30.263
15	Martinius STENSHORNE	NOR	Hitech Pulse-Eight	Dallara	10:41:60	23	1:30.283
15	Martinius STENSHORNE	NOR	Hitech Pulse-Eight	Dallara	9:31:09	11	1:30.308
18	Christian HO	SIN	Jenzer Motorsport	Dallara	9:34:27	11	1:30.317
3	Ugo UGOCHUKWU	USA	PREMA Racing	Dallara	9:30:22	9	1:30.320
5	Rafael CAMARA	BRA	Trident	Dallara	10:53:30	27	1:30.337
11	Tasanapol INTHRAPHUVAS	THA	Campos Racing	Dallara	9:33:51	13	1:30.349
5	Rafael CAMARA	BRA	Trident	Dallara	10:00:04	19	1:30.354
15	Martinius STENSHORNE	NOR	Hitech Pulse-Eight	Dallara	10:45:45	25	1:30.361
1	Noel LEON	MEX	PREMA Racing	Dallara	9:30:11	11	1:30.366
6	Charlie WURZ	AUT	Trident	Dallara	9:56:23	17	1:30.367
4	Noah STROMSTED	DEN	Trident	Dallara	10:37:07	25	1:30.378
24	Laurens VAN HOEPEN	NED	ART Grand Prix	Dallara	9:31:13	11	1:30.377
24	Laurens VAN HOEPEN	NED	ART Grand Prix	Dallara	11:16:14	30	1:30.384
18	Christian HO	SIN	Jenzer Motorsport	Dallara	9:59:37	17	1:30.389
7	Tim TRAMNITZ	GER	MP Motorsport	Dallara	10:40:46	26	1:30.391
5	Rafael CAMARA	BRA	Trident	Dallara	9:56:14	17	1:30.391
29	Freddie SLATER	GBR	Rodin Motorsport	Dallara	9:34:14	11	1:30.394
4	Noah STROMSTED	DEN	Trident	Dallara	10:08:34	18	1:30.394
19	Matias ZAGAZETA	PER	Jenzer Motorsport	Dallara	10:24:06	21	1:30.417



20

CIRCUITO DE JEREZ - FORMULA 3 OFFICIAL TEST

Wednesday, October 9th 2024 - Morning Session

TOP FIVE LAPS

Piloto	Nat	Equipo	Top Five Laps				
10 Nikola TSOLOV	BUL	Campos Racing	1:29.758	1:29.858	1:29.932	1:30.091	1:30.496
12 Mari BOYA	ESP	Campos Racing	1:29.881	1:29.996	1:30.146	1:30.153	1:30.259
15 Martinius STENSHORNE	NOR	Hitech Pulse-Eight	1:30.050	1:30.075	1:30.187	1:30.283	1:30.308
4 Noah STROMSTED	DEN	Trident	1:30.072	1:30.161	1:30.378	1:30.394	1:30.426
3 Ugo UGOCHUKWU	USA	PREMA Racing	1:30.175	1:30.320	1:30.570	1:30.780	1:31.254
11 Tasanapol INTHRAPHUV	THA	Campos Racing	1:30.202	1:30.255	1:30.256	1:30.349	1:30.677
6 Charlie WURZ	AUT	Trident	1:30.221	1:30.367	1:30.643	1:30.843	1:31.144
14 Joshua DUFEK	AUT	Hitech Pulse-Eight	1:30.230	1:30.484	1:30.526	1:30.669	1:30.681
29 Freddie SLATER	GBR	Rodin Motorsport	1:30.263	1:30.394	1:30.463	1:31.021	1:31.450
18 Christian HO	SIN	Jenzer Motorsport	1:30.317	1:30.389	1:30.683	1:30.834	1:31.020
5 Rafael CAMARA	BRA	Trident	1:30.337	1:30.354	1:30.391	1:30.462	1:30.557
1 Noel LEON	MEX	PREMA Racing	1:30.366	1:30.432	1:31.133	1:31.159	1:31.507
24 Laurens VAN HOEPEN	NED	ART Grand Prix	1:30.377	1:30.384	1:30.782	1:30.850	1:30.894
7 Tim TRAMNITZ	GER	MP Motorsport	1:30.391	1:30.521	1:30.650	1:30.932	1:31.054
19 Matias ZAGAZETA	PER	Jenzer Motorsport	1:30.417	1:30.450	1:30.738	1:31.184	1:31.538
21 John BENNETT	GBR	Van Amersfoort Racing	1:30.548	1:30.582	1:30.693	1:30.742	1:30.757
31 Roman BILINSKI	GBR	Rodin Motorsport	1:30.608	1:30.868	1:31.485	1:31.682	1:31.747
8 Bruno DEL PINO	ESP	MP Motorsport	1:30.702	1:31.210	1:31.307	1:31.339	1:31.371
23 James WHARTON	AUS	ART Grand Prix	1:30.734	1:30.776	1:31.066	1:31.319	1:31.356
30 Louis SHARP	NZL	Rodin Motorsport	1:30.762	1:31.158	1:31.206	1:31.245	1:31.515
17 Nicola LACORTE	ITA	Jenzer Motorsport	1:30.857	1:31.249	1:31.565	1:31.888	1:31.926
26 Javier SAGRERA	ESP	AIX Racing	1:30.924	1:31.071	1:31.074	1:31.158	1:31.369
16 Gerrard XIE	CHN	Hitech Pulse-Eight	1:30.954	1:31.079	1:31.182	1:31.215	1:31.221
20 Jesse CARRASQUEDO	MEX	Van Amersfoort Racing	1:31.029	1:31.273	1:31.345	1:31.387	1:31.909
9 Alessandro GIUSTI	FRA	MP Motorsport	1:31.051	1:31.081	1:31.116	1:31.491	1:31.505
22 Ivan DOMINGUES	POR	Van Amersfoort Racing	1:31.114	1:31.407	1:31.813	1:31.980	1:32.102
25 Tuukka TAPONEN	FIN	ART Grand Prix	1:31.250	1:31.366	1:31.454	1:31.506	1:31.583
2 Brando BADOER	ITA	PREMA Racing	1:31.263	1:31.380	1:32.370	1:33.632	1:33.880
28 Jose GARFIAS	MEX	AIX Racing	1:31.343	1:31.391	1:31.425	1:31.467	1:31.961
27 Niels KOOLEN	NED	AIX Racing	1:31.982	1:32.451	1:32.480	1:32.533	1:32.612



21

CIRCUITO DE JEREZ - FORMULA 3 OFFICIAL TEST
Wednesday, October 9th 2024 - Morning Session
40 BEST MAXIMUM SPEEDS

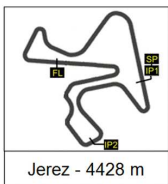
Dorsal	Piloto	Nat	Equipo	Maq.	Hora	Vuelta	Vmax
10	Nikola TSOLOV	BUL	Campos Racing	Dallara	9:29:35	10	246,5
21	John BENNETT	GBR	Van Amersfoort Racing	Dallara	9:29:35	9	245,9
20	Jesse CARRASQUEDO	MEX	Van Amersfoort Racing	Dallara	9:33:48	12	245,9
18	Christian HO	SIN	Jenzer Motorsport	Dallara	9:29:32	8	245,8
29	Freddie SLATER	GBR	Rodin Motorsport	Dallara	9:29:31	8	245,7
26	Javier SAGRERA	ESP	AIX Racing	Dallara	9:34:19	12	245,4
27	Niels KOOLEN	NED	AIX Racing	Dallara	9:33:49	12	244,8
30	Louis SHARP	NZL	Rodin Motorsport	Dallara	9:29:49	8	244,8
20	Jesse CARRASQUEDO	MEX	Van Amersfoort Racing	Dallara	9:29:40	10	244,6
18	Christian HO	SIN	Jenzer Motorsport	Dallara	9:13:29	4	244,5
17	Nicola LACORTE	ITA	Jenzer Motorsport	Dallara	9:33:49	10	244,5
21	John BENNETT	GBR	Van Amersfoort Racing	Dallara	9:33:43	11	244,3
12	Mari BOYA	ESP	Campos Racing	Dallara	9:30:09	8	244,3
30	Louis SHARP	NZL	Rodin Motorsport	Dallara	9:33:53	10	244,3
29	Freddie SLATER	GBR	Rodin Motorsport	Dallara	9:06:40	2	244,2
19	Matias ZAGAZETA	PER	Jenzer Motorsport	Dallara	9:33:46	10	244,2
31	Roman BILINSKI	GBR	Rodin Motorsport	Dallara	9:34:09	10	244,1
29	Freddie SLATER	GBR	Rodin Motorsport	Dallara	9:33:18	10	244,1
31	Roman BILINSKI	GBR	Rodin Motorsport	Dallara	9:10:34	4	244,0
5	Rafael CAMARA	BRA	Trident	Dallara	9:29:09	10	244,0
21	John BENNETT	GBR	Van Amersfoort Racing	Dallara	9:13:34	6	243,8
29	Freddie SLATER	GBR	Rodin Motorsport	Dallara	9:58:52	16	243,8
15	Martinius STENSHORNE	NOR	Hitech Pulse-Eight	Dallara	9:30:13	10	243,8
29	Freddie SLATER	GBR	Rodin Motorsport	Dallara	9:10:49	4	243,7
21	John BENNETT	GBR	Van Amersfoort Racing	Dallara	9:54:41	15	243,7
22	Ivan DOMINGUES	POR	Van Amersfoort Racing	Dallara	9:54:42	17	243,7
10	Nikola TSOLOV	BUL	Campos Racing	Dallara	9:10:16	4	243,7
24	Laurens VAN HOEPEN	NED	ART Grand Prix	Dallara	9:34:17	12	243,6
18	Christian HO	SIN	Jenzer Motorsport	Dallara	9:58:41	16	243,6
15	Martinius STENSHORNE	NOR	Hitech Pulse-Eight	Dallara	9:34:12	12	243,6
14	Joshua DUFEK	AUT	Hitech Pulse-Eight	Dallara	9:33:23	12	243,6
10	Nikola TSOLOV	BUL	Campos Racing	Dallara	9:33:36	12	243,5
31	Roman BILINSKI	GBR	Rodin Motorsport	Dallara	9:06:34	2	243,4
22	Ivan DOMINGUES	POR	Van Amersfoort Racing	Dallara	9:29:39	10	243,4
17	Nicola LACORTE	ITA	Jenzer Motorsport	Dallara	9:29:46	8	243,4
30	Louis SHARP	NZL	Rodin Motorsport	Dallara	9:10:21	4	243,4
20	Jesse CARRASQUEDO	MEX	Van Amersfoort Racing	Dallara	9:58:60	19	243,3
18	Christian HO	SIN	Jenzer Motorsport	Dallara	9:33:32	10	243,3
9	Alessandro GIUSTI	FRA	MP Motorsport	Dallara	9:34:01	12	243,3
14	Joshua DUFEK	AUT	Hitech Pulse-Eight	Dallara	9:29:29	10	243,3



22

CIRCUITO DE JEREZ - FORMULA 3 OFFICIAL TEST
Wednesday, October 9th 2024 - Morning Session
TOP FIVE MAXIMUM SPEEDS

Piloto	Nat	Equipo	Top Five Vmax				
10 Nikola TSOLOV	BUL	Campos Racing	246,5	243,7	243,5	243,2	242,6
20 Jesse CARRASQUEDO	MEX	Van Amersfoort Racing	245,9	244,6	243,3	242,7	242,6
21 John BENNETT	GBR	Van Amersfoort Racing	245,9	244,3	243,8	243,7	243,0
18 Christian HO	SIN	Jenzer Motorsport	245,8	244,5	243,6	243,3	242,6
29 Freddie SLATER	GBR	Rodin Motorsport	245,7	244,2	244,1	243,8	243,7
26 Javier SAGRERA	ESP	AIX Racing	245,4	243,1	243,0	242,4	240,3
30 Louis SHARP	NZL	Rodin Motorsport	244,8	244,3	243,4	243,1	242,4
27 Niels KOOLEN	NED	AIX Racing	244,8	242,6	242,3	241,9	241,3
17 Nicola LACORTE	ITA	Jenzer Motorsport	244,5	243,4	242,2	241,7	240,1
12 Mari BOYA	ESP	Campos Racing	244,3	243,1	242,0	241,6	240,2
19 Matias ZAGAZETA	PER	Jenzer Motorsport	244,2	243,1	242,3	241,5	241,4
31 Roman BILINSKI	GBR	Rodin Motorsport	244,1	244,0	243,4	242,9	242,6
5 Rafael CAMARA	BRA	Trident	244,0	243,0	242,8	242,6	242,5
15 Martinius STENSHORNE	NOR	Hitech Pulse-Eight	243,8	243,6	241,8	241,7	241,1
22 Ivan DOMINGUES	POR	Van Amersfoort Racing	243,7	243,4	242,2	241,1	240,9
14 Joshua DUFEK	AUT	Hitech Pulse-Eight	243,6	243,3	242,5	242,5	242,2
24 Laurens VAN HOEPEN	NED	ART Grand Prix	243,6	242,8	241,4	240,4	240,3
9 Alessandro GIUSTI	FRA	MP Motorsport	243,3	243,2	242,8	242,3	241,1
23 James WHARTON	AUS	ART Grand Prix	243,2	243,2	241,7	241,5	241,1
28 Jose GARFIAS	MEX	AIX Racing	243,2	242,6	242,4	242,0	241,1
7 Tim TRAMNITZ	GER	MP Motorsport	243,1	242,9	241,7	241,1	240,8
6 Charlie WURZ	AUT	Trident	243,0	242,7	242,6	242,3	241,4
11 Tasanapol INTHRAPHUV	THA	Campos Racing	242,9	242,1	241,9	241,5	241,1
4 Noah STROMSTED	DEN	Trident	242,6	241,7	241,6	240,7	239,8
1 Noel LEON	MEX	PREMA Racing	242,5	241,7	241,7	241,2	240,9
8 Bruno DEL PINO	ESP	MP Motorsport	242,2	241,5	241,0	239,8	239,7
3 Ugo UGOCHUKWU	USA	PREMA Racing	242,2	241,4	241,2	240,2	238,6
16 Gerrard XIE	CHN	Hitech Pulse-Eight	242,1	241,8	241,3	241,2	241,2
2 Brando BADOER	ITA	PREMA Racing	241,7	241,1	241,0	240,6	240,0
25 Tuukka TAPONEN	FIN	ART Grand Prix	240,5	239,5	239,2	239,0	238,6



23

CIRCUITO DE JEREZ - FORMULA 3 OFFICIAL TEST

Wednesday, October 9th 2024 - Afternoon Session

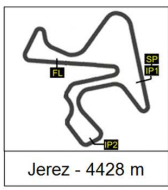
TESTING RESULTS

CONDICIONES ATMOSFERICAS: **Lluvioso**ESTADO DE LA PISTA: **Mojado**

Ord.	#	Piloto	Licencia	Club	Marca	NV	VR	Tiempo	Gap	Intv	VMax
1	17	Nicola LACORTE	ITA	Jenzer Motorsport	Dallara	30	5	1:31.584	----	----	237,4
2	21	John BENNETT	GBR	Van Amersfoort Racing	Dallara	35	3	1:32.031	0.447	0.447	237,4
3	28	Jose GARFIAS	MEX	AIX Racing	Dallara	37	11	1:32.250	0.666	0.219	236,8
4	22	Ivan DOMINGUES	POR	Van Amersfoort Racing	Dallara	32	3	1:32.622	1.038	0.372	236,8
5	12	Mari BOYA	ESP	Campos Racing	Dallara	24	5	1:32.903	1.319	0.281	238,9
6	4	Noah STROMSTED	DEN	Trident	Dallara	35	4	1:32.955	1.371	0.052	235,3
7	10	Nikola TSOLOV	BUL	Campos Racing	Dallara	33	15	1:33.035	1.451	0.080	231,3
8	11	Tasanapol INTHRAPHUVAS	THA	Campos Racing	Dallara	32	5	1:33.299	1.715	0.264	231,8
9	20	Jesse CARRASQUEDO	MEX	Van Amersfoort Racing	Dallara	25	5	1:33.520	1.936	0.221	235,8
10	6	Charlie WURZ	AUT	Trident	Dallara	40	4	1:33.656	2.072	0.136	235,8
11	29	Freddie SLATER	GBR	Rodin Motorsport	Dallara	28	4	1:33.698	2.114	0.042	233,8
12	14	Joshua DUFEK	AUT	Hitech Pulse-Eight	Dallara	22	4	1:33.792	2.208	0.094	232,3
13	3	Ugo UGOCHUKWU	USA	PREMA Racing	Dallara	45	6	1:33.796	2.212	0.004	232,8
14	15	Martinius STENSHORNE	NOR	Hitech Pulse-Eight	Dallara	32	9	1:33.871	2.287	0.075	233,8
15	31	Roman BILINSKI	GBR	Rodin Motorsport	Dallara	40	6	1:33.900	2.316	0.029	233,3
16	24	Laurens VAN HOEPEN	NED	ART Grand Prix	Dallara	33	14	1:33.984	2.400	0.084	241,1
17	2	Brando BADOER	ITA	PREMA Racing	Dallara	35	6	1:33.992	2.408	0.008	236,3
18	23	James WHARTON	AUS	ART Grand Prix	Dallara	34	14	1:34.076	2.492	0.084	238,4
19	1	Noel LEON	MEX	PREMA Racing	Dallara	48	9	1:34.095	2.511	0.019	232,8
20	30	Louis SHARP	NZL	Rodin Motorsport	Dallara	40	4	1:34.095	2.511	0.000	234,3
21	18	Christian HO	SIN	Jenzer Motorsport	Dallara	47	5	1:34.279	2.695	0.184	231,3
22	19	Matias ZAGAZETA	PER	Jenzer Motorsport	Dallara	37	5	1:34.339	2.755	0.060	232,3
23	25	Tuukka TAPONEN	FIN	ART Grand Prix	Dallara	40	12	1:34.539	2.955	0.200	234,3
24	7	Tim TRAMNITZ	GER	MP Motorsport	Dallara	19	6	1:34.726	3.142	0.187	231,8
25	9	Alessandro GIUSTI	FRA	MP Motorsport	Dallara	25	5	1:34.853	3.269	0.127	232,8
26	8	Bruno DEL PINO	ESP	MP Motorsport	Dallara	24	6	1:34.867	3.283	0.014	232,8
27	26	Javier SAGRERA	ESP	AIX Racing	Dallara	32	8	1:36.231	4.647	1.364	236,8
28	27	Niels KOOLEN	NED	AIX Racing	Dallara	28	5	1:36.375	4.791	0.144	234,3
29	16	Gerrard XIE	CHN	Hitech Pulse-Eight	Dallara	15	7	1:44.647	13.063	8.272	229,3
30	5	Rafael CAMARA	BRA	Trident	Dallara	16	10	1:45.381	13.797	0.734	231,8

Circuito de Jerez, 9 DE OCTUBRE DE 2024

Hora:	Hora:	RESULTADOS PUBLICADOS A LAS 16:05 HORAS
-------	-------	---



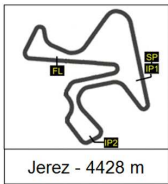
24

CIRCUITO DE JEREZ - FORMULA 3 OFFICIAL TEST
Wednesday, October 9th 2024
TWO SESSIONS COMBINED RESULTS

Ord. #	Piloto	Club	Marca	Neum	NVT	Sesion 1			Sesion 2			Mejor Tiempo
						VR	NV	Tiempo	VR	NV	Tiempo	
1	10	Nikola TSOLOV	Campos Racing	Dallara	Pirelli 75	25	42	1:29.758	15	33	1:33.035	1:29.758
2	12	Mari BOYA	Campos Racing	Dallara	Pirelli 55	9	31	1:29.881	5	24	1:32.903	1:29.881
3	15	Martinius STENSHORNE	Hitech Pulse-Eight	Dallara	Pirelli 79	19	47	1:30.050	9	32	1:33.871	1:30.050
4	4	Noah STROMSTED	Trident	Dallara	Pirelli 83	9	48	1:30.072	4	35	1:32.955	1:30.072
5	3	Ugo UGOCHUKWU	PREMA Racing	Dallara	Pirelli 78	11	33	1:30.175	6	45	1:33.796	1:30.175
6	11	Tasanapol INTHRAPHUV	Campos Racing	Dallara	Pirelli 71	23	39	1:30.202	5	32	1:33.299	1:30.202
7	6	Charlie WURZ	Trident	Dallara	Pirelli 83	26	43	1:30.221	4	40	1:33.656	1:30.221
8	14	Joshua DUFEK	Hitech Pulse-Eight	Dallara	Pirelli 70	13	48	1:30.230	4	22	1:33.792	1:30.230
9	29	Freddie SLATER	Rodin Motorsport	Dallara	Pirelli 65	17	37	1:30.263	4	28	1:33.698	1:30.263
10	18	Christian HO	Jenzer Motorsport	Dallara	Pirelli 84	11	37	1:30.317	5	47	1:34.279	1:30.317
11	5	Rafael CAMARA	Trident	Dallara	Pirelli 63	27	47	1:30.337	10	16	1:45.381	1:30.337
12	1	Noel LEON	PREMA Racing	Dallara	Pirelli 85	11	37	1:30.366	9	48	1:34.095	1:30.366
13	24	Laurens VAN HOEPEN	ART Grand Prix	Dallara	Pirelli 66	11	33	1:30.378	14	33	1:33.984	1:30.378
14	7	Tim TRAMNITZ	MP Motorsport	Dallara	Pirelli 49	26	30	1:30.391	6	19	1:34.726	1:30.391
15	19	Matias ZAGAZETA	Jenzer Motorsport	Dallara	Pirelli 72	21	35	1:30.417	5	37	1:34.339	1:30.417
16	21	John BENNETT	Van Amersfoort Racing	Dallara	Pirelli 78	18	43	1:30.548	3	35	1:32.031	1:30.548
17	31	Roman BILINSKI	Rodin Motorsport	Dallara	Pirelli 75	14	35	1:30.608	6	40	1:33.900	1:30.608
18	8	Bruno DEL PINO	MP Motorsport	Dallara	Pirelli 67	26	43	1:30.702	6	24	1:34.867	1:30.702
19	23	James WHARTON	ART Grand Prix	Dallara	Pirelli 69	18	35	1:30.734	14	34	1:34.076	1:30.734
20	30	Louis SHARP	Rodin Motorsport	Dallara	Pirelli 80	17	40	1:30.762	4	40	1:34.095	1:30.762
21	17	Nicola LACORTE	Jenzer Motorsport	Dallara	Pirelli 64	17	34	1:30.857	5	30	1:31.584	1:30.857
22	26	Javier SAGRERA	AIX Racing	Dallara	Pirelli 73	20	41	1:30.924	8	32	1:36.231	1:30.924
23	16	Gerrard XIE	Hitech Pulse-Eight	Dallara	Pirelli 61	13	46	1:30.954	7	15	1:44.647	1:30.954
24	20	Jesse CARRASQUEDO	Van Amersfoort Racing	Dallara	Pirelli 69	13	44	1:31.029	5	25	1:33.520	1:31.029
25	9	Alessandro GIUSTI	MP Motorsport	Dallara	Pirelli 67	26	42	1:31.052	5	25	1:34.853	1:31.052
26	22	Ivan DOMINGUES	Van Amersfoort Racing	Dallara	Pirelli 78	13	46	1:31.114	3	32	1:32.622	1:31.114
27	25	Tuukka TAPONEN	ART Grand Prix	Dallara	Pirelli 76	32	36	1:31.250	12	40	1:34.539	1:31.250
28	2	Brando BADOER	PREMA Racing	Dallara	Pirelli 49	13	14	1:31.263	6	35	1:33.992	1:31.263
29	28	Jose GARFIAS	AIX Racing	Dallara	Pirelli 75	16	38	1:31.343	11	37	1:32.250	1:31.343
30	27	Niels KOOLEN	AIX Racing	Dallara	Pirelli 68	22	40	1:31.982	5	28	1:36.375	1:31.982

Circuito de Jerez, 9 DE OCTUBRE DE 2024

Hora:	Hora:	RESULTADOS PUBLICADOS A LAS 16:05 HORAS
-------	-------	---



25

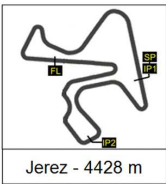
CIRCUITO DE JEREZ - FORMULA 3 OFFICIAL TEST

October 8th & 9th 2024

TWO DAYS COMBINED RESULTS

Ord. #	Piloto	Club	Neum <u>NVT</u>	Sesion 1			Sesion 2			Sesion 3			Sesion 4			<u>Tiempo</u>	
				VR	NV	Tiempo	VR	NV	Tiempo	VR	NV	Tiempo	VR	NV	Tiempo		
1	10	Nikola TSOLOV	Campos Racing	Pirelli 75	0	0	----	0	0	----	25	42	1:29.758	15	33	1:33.035	1:29.758
2	12	Mari BOYA	Campos Racing	Pirelli 116	23	23	1:31.281	36	38	1:30.877	9	31	1:29.881	5	24	1:32.903	1:29.881
3	15	Martinius STENSHORNE	Hitech Pulse-Eight	Pirelli 132	17	17	1:45.204	34	36	1:30.761	19	47	1:30.050	9	32	1:33.871	1:30.050
4	4	Noah STROMSTED	Trident	Pirelli 126	10	11	1:47.192	19	32	1:31.273	9	48	1:30.072	4	35	1:32.955	1:30.072
5	3	Ugo UGOCHUKWU	PREMA Racing	Pirelli 144	22	24	1:32.417	27	42	1:31.319	11	33	1:30.175	6	45	1:33.796	1:30.175
6	11	Tasanapol INTHRAPHUV	Campos Racing	Pirelli 126	17	18	1:32.829	29	37	1:31.153	23	39	1:30.202	5	32	1:33.299	1:30.202
7	6	Charlie WURZ	Trident	Pirelli 135	14	16	1:45.591	24	36	1:31.400	26	43	1:30.221	4	40	1:33.656	1:30.221
8	14	Joshua DUFEK	Hitech Pulse-Eight	Pirelli 121	13	15	1:45.432	34	36	1:31.060	13	48	1:30.230	4	22	1:33.792	1:30.230
9	29	Freddie SLATER	Rodin Motorsport	Pirelli 135	27	28	1:32.870	42	42	1:31.669	17	37	1:30.263	4	28	1:33.698	1:30.263
10	18	Christian HO	Jenzer Motorsport	Pirelli 143	25	25	1:32.096	19	34	1:31.149	11	37	1:30.317	5	47	1:34.279	1:30.317
11	5	Rafael CAMARA	Trident	Pirelli 112	12	12	1:45.544	37	37	1:31.368	27	47	1:30.337	10	16	1:45.381	1:30.337
12	1	Noel LEON	PREMA Racing	Pirelli 121	0	0	----	34	36	1:31.541	11	37	1:30.366	9	48	1:34.095	1:30.366
13	24	Laurens VAN HOEPEN	ART Grand Prix	Pirelli 107	10	10	1:45.498	16	31	1:31.032	11	33	1:30.378	14	33	1:33.984	1:30.378
14	7	Tim TRAMNITZ	MP Motorsport	Pirelli 97	0	0	PIT EXIT	48	48	1:31.629	26	30	1:30.391	6	19	1:34.726	1:30.391
15	19	Matias ZAGAZETA	Jenzer Motorsport	Pirelli 128	22	23	1:32.618	30	33	1:31.518	21	35	1:30.417	5	37	1:34.339	1:30.417
16	21	John BENNETT	Van Amersfoort Racing	Pirelli 141	17	19	1:33.081	32	44	1:30.906	18	43	1:30.548	3	35	1:32.031	1:30.548
17	31	Roman BILINSKI	Rodin Motorsport	Pirelli 143	29	29	1:32.201	37	39	1:31.267	14	35	1:30.608	6	40	1:33.900	1:30.608
18	8	Bruno DEL PINO	MP Motorsport	Pirelli 137	22	22	1:33.180	17	48	1:31.627	26	43	1:30.702	6	24	1:34.867	1:30.702
19	23	James WHARTON	ART Grand Prix	Pirelli 112	8	9	1:46.237	34	34	1:31.437	18	35	1:30.734	14	34	1:34.076	1:30.734
20	30	Louis SHARP	Rodin Motorsport	Pirelli 150	28	28	1:33.004	42	42	1:31.956	17	40	1:30.762	4	40	1:34.095	1:30.762
21	17	Nicola LACORTE	Jenzer Motorsport	Pirelli 122	24	25	1:33.769	31	33	1:31.985	17	34	1:30.857	5	30	1:31.584	1:30.857
22	26	Javier SAGRERA	AIX Racing	Pirelli 133	25	25	1:33.214	33	35	1:31.503	20	41	1:30.924	8	32	1:36.231	1:30.924
23	16	Gerrard XIE	Hitech Pulse-Eight	Pirelli 115	15	15	1:46.702	37	39	1:31.918	13	46	1:30.954	7	15	1:44.647	1:30.954
24	20	Jesse CARRASQUEDO	Van Amersfoort Racing	Pirelli 69	0	0	----	0	0	----	13	44	1:31.029	5	25	1:33.520	1:31.029
25	9	Alessandro GIUSTI	MP Motorsport	Pirelli 134	19	20	1:32.772	26	47	1:31.676	26	42	1:31.052	5	25	1:34.853	1:31.052
26	22	Ivan DOMINGUES	Van Amersfoort Racing	Pirelli 140	17	18	1:33.803	34	44	1:31.960	13	46	1:31.114	3	32	1:32.622	1:31.114
27	25	Tuukka TAPONEN	ART Grand Prix	Pirelli 118	8	9	1:46.523	33	33	1:31.899	32	36	1:31.250	12	40	1:34.539	1:31.250
28	2	Brando BADOER	PREMA Racing	Pirelli 121	26	26	1:33.367	45	46	1:31.908	13	14	1:31.263	6	35	1:33.992	1:31.263
29	28	Jose GARFIAS	AIX Racing	Pirelli 100	23	24	1:33.083	1	1	2:05.702	16	38	1:31.343	11	37	1:32.250	1:31.343





25

CIRCUITO DE JEREZ - FORMULA 3 OFFICIAL TEST October 8th & 9th 2024 TWO DAYS COMBINED RESULTS

Ord. #	Piloto	Club	Neum	NVT	Sesion 1			Sesion 2			Sesion 3			Sesion 4			Tiempo
					VR	NV	Tiempo	VR	NV	Tiempo	VR	NV	Tiempo	VR	NV	Tiempo	
30	27	Niels KOOLEN	AIX Racing	Pirelli 129	27	27	1:33.827	19	34	1:32.297	22	40	1:31.982	5	28	1:36.375	1:31.982

Circuito de Jerez, 9 DE OCTUBRE DE 2024

Hora:	Hora:	RESULTADOS PUBLICADOS A LAS 16:05 HORAS
-------	-------	---





26

CIRCUITO DE JEREZ - FORMULA 3 OFFICIAL TEST

Wednesday, October 9th 2024 - Afternoon Session

LAP BY LAP

Vuelta	1	2	3	4	5	6	7	8	9	10	11	12
1	PIT EXIT	2:06.257	PIT EXIT	2:16.605	2:01.214	2:06.662	PIT EXIT	PIT EXIT	PIT EXIT	PIT EXIT	PIT EXIT	PIT EXIT
2	PIT EXIT	1:48.405	PIT EXIT	1:56.583	1:47.691	PIT EXIT	PIT EXIT	PIT EXIT	PIT EXIT	PIT EXIT	2:00.812	1:56.459
3	PIT EXIT	1:46.378	PIT EXIT	1:33.919	2:29.244	1:45.047	PIT EXIT	PIT EXIT	PIT EXIT	1:39.156	1:34.043	1:33.358
4	1:45.441	1:34.101	1:44.378	1:32.955*	1:46.303	1:33.656*	1:43.868	1:48.156	1:55.779	1:33.533	1:33.599	1:33.320
5	1:35.020	1:48.496	1:34.009	1:33.687	2:30.825	1:33.679	1:35.068	1:35.001	1:34.853*	1:33.310	1:33.299*	1:32.903*
6	1:34.839	1:33.992*	1:33.796*	1:33.715	1:46.177	1:33.954	1:34.726*	1:34.867*	1:35.230	1:33.178	1:33.540	1:33.381
7	1:34.850	1:34.506	1:33.870	1:39.131	2:37.142	1:34.183	1:34.820	1:36.500	1:34.940	1:33.107	1:33.400	1:33.662
8	1:34.819	1:49.129	1:34.018	1:33.817	1:45.636	1:35.043	1:36.989	1:38.386	PIT EXIT	1:33.112	1:33.786	1:33.346
9	1:34.095*	1:34.707	1:34.033	1:34.060	2:42.950	1:34.130	PIT EXIT	PIT EXIT	1:44.675	1:33.277	1:34.346	1:33.599
10	1:34.458	PIT EXIT	1:34.142	1:33.715	1:45.381*	1:34.133	PIT EXIT	1:43.990	1:35.734	1:33.246	1:34.143	1:34.376
11	1:45.764	PIT EXIT	1:34.386	1:34.855	PIT EXIT	1:34.241	2:00.529	PIT EXIT	1:37.291	1:33.345	1:33.996	1:34.357
12	1:35.400	2:03.666	1:34.956	1:34.501	2:03.879	1:34.095	1:48.049	1:39.940	1:40.183	1:33.247	1:34.367	1:33.882
13	1:34.878	1:50.313	1:34.150	1:34.113	1:48.205	1:33.795	2:36.847	1:41.762	PIT EXIT	1:33.202	1:34.460	1:33.361
14	1:34.520	2:07.755	1:34.182	1:34.120	2:18.816	1:33.782	1:46.861	1:38.421	2:04.530	1:33.315	1:34.239	1:33.439
15	1:35.127	1:48.487	1:34.599	1:37.460	1:47.950	1:34.128	PIT EXIT	PIT EXIT	1:48.253	1:33.035*	1:33.945	1:33.646
16	1:34.709	2:06.622	1:34.451	1:34.346	1:50.386	1:34.108	2:14.723	2:01.048	2:27.105	1:33.110	1:33.687	PIT EXIT
17	1:34.488	1:48.642	1:34.547	PIT EXIT		1:34.231	1:46.521	1:49.407	1:47.489	1:33.270	1:44.182	2:23.960
18	1:34.831	2:12.007	1:34.289	2:16.726		1:33.838	2:43.010	1:47.786	2:32.419	1:33.670	1:34.328	1:48.110
19	1:34.523	1:48.133	1:35.052	1:48.712		1:33.930	1:46.026	2:17.487	1:47.801	1:33.151	1:36.063	2:19.014
20	1:34.787	2:31.937	1:34.809	2:25.305		1:34.241		1:47.200	2:18.339	1:33.435	1:34.512	PIT EXIT
21	1:34.559	PIT EXIT	1:35.432	1:47.116		1:35.058		2:37.821	1:47.211	1:33.364	1:34.198	2:19.385
22	1:34.548	PIT EXIT	1:34.733	2:33.703		PIT EXIT		2:13.756	PIT EXIT	1:33.469	1:36.168	2:10.177
23	1:34.141	2:26.361	1:34.297	1:47.173		2:09.458		1:54.841	2:23.136	PIT EXIT	PIT EXIT	1:45.559
24	PIT EXIT	1:45.945	PIT EXIT	2:36.766		1:48.637		1:46.744	1:44.142	2:11.445	2:19.999	2:21.703
25	2:11.058	2:41.795	2:00.071	1:46.743		2:26.250			2:18.765	1:48.963	1:49.067	
26	1:48.943	1:45.065	1:48.439	2:32.888		1:46.868				2:29.740	2:31.102	
27	2:05.872	2:41.524	2:05.392	1:46.280		2:31.403				2:16.493	1:47.884	
28	1:47.441	1:44.008	1:47.487	PIT EXIT		1:46.666				1:48.708	2:33.021	
29	2:07.740	PIT EXIT	2:07.467	2:41.897		2:27.715				PIT EXIT	1:46.770	
30	1:47.733	2:02.212	1:47.014	1:43.515		1:46.887				2:07.084	2:44.883	
31	2:12.460	1:50.998	2:12.469	PIT EXIT		2:36.110				1:46.615	1:45.689	
32	1:47.204	2:07.238	1:46.290	2:48.031		1:46.087				2:44.235	PIT EXIT	
33	2:33.484	2:03.223	2:44.810	2:06.798		PIT EXIT				1:45.134		
34	1:47.624	1:50.524	PIT EXIT	1:54.814		PIT EXIT						
35	PIT EXIT	1:49.898	2:16.177	1:49.228		2:09.142						
36	PIT EXIT		1:44.984			1:49.119						
37	2:05.654		2:29.479			2:15.321						
38	1:45.254		PIT EXIT			1:48.819						
39	2:28.445		1:57.828			2:14.187						
40	1:56.257		PIT EXIT			1:48.637						
41	2:08.694		2:05.410									
42	PIT EXIT		1:49.313									
43	2:07.748		1:58.241									
44	1:49.390		2:29.578									
45	2:01.547		1:48.518									
46	1:48.818											



26

CIRCUITO DE JEREZ - FORMULA 3 OFFICIAL TEST

Wednesday, October 9th 2024 - Afternoon Session

LAP BY LAP

Vuelta	1	2	3	4	5	6	7	8	9	10	11	12
47	2:06.107											
48	1:48.623											

Vuelta	14	15	16	17	18	19	20	21	22	23	24	25
1	2:24.630	2:09.566	2:04.030	2:01.666	PIT EXIT	2:12.321	2:10.546	2:14.303	2:14.182	2:00.989	2:00.869	2:08.532
2	1:55.006	1:54.932	PIT EXIT	1:48.643	PIT EXIT	PIT EXIT	1:50.129	1:47.868	2:00.862	PIT EXIT	PIT EXIT	PIT EXIT
3	1:34.037	1:34.500	PIT EXIT	1:31.702	1:45.604	1:47.944	1:33.595	1:32.031*	1:32.622*	1:58.586	2:08.250	1:59.294
4	1:33.792*	1:34.180	2:26.552	2:00.579	1:34.739	1:34.422	2:02.965	2:03.760	2:10.180	1:35.134	1:34.773	1:35.325
5	1:34.174	1:34.207	PIT EXIT	1:31.584*	1:34.279*	1:34.339*	1:33.520*	1:32.656	1:32.825	1:34.751	1:34.460	1:34.987
6	1:34.062	1:34.230	2:09.358	PIT EXIT	1:34.560	1:34.444	PIT EXIT	PIT EXIT	PIT EXIT	1:34.594	1:34.454	1:34.866
7	1:34.260	1:34.216	1:44.647*	PIT EXIT	1:34.726	1:34.955	2:03.789	2:11.631	2:09.007	1:34.812	1:35.218	1:34.645
8	1:34.111	1:33.921	2:14.589	PIT EXIT	1:35.082	PIT EXIT	1:47.245	1:44.651	1:59.281	1:34.666	1:34.293	1:34.979
9	1:34.076	1:33.871*	1:45.646		1:34.796	1:59.554	PIT EXIT	PIT EXIT	1:44.406	1:34.379	1:34.049	1:34.620
10	1:34.814	1:34.130	2:32.152	PIT EXIT	1:34.774	1:34.619	2:15.029	2:14.477	PIT EXIT	1:34.514	1:34.529	1:34.991
11	1:35.076	1:34.002	1:52.808	PIT EXIT	1:34.565	1:34.481	1:50.211	PIT EXIT	2:11.546	1:34.528	1:34.610	1:34.718
12	PIT EXIT	1:34.433	2:20.388	PIT EXIT	1:34.505	1:34.725	1:49.219	2:01.438	1:48.724	1:34.261	1:34.483	1:34.539*
13	2:20.056	1:35.080	1:51.762	1:56.085	1:34.459	1:34.902	2:07.112	1:48.332	2:18.533	1:34.171	1:34.238	1:34.888
14	PIT EXIT	PIT EXIT	2:12.854	1:50.066	1:34.863	1:35.903	1:48.660	1:56.992	1:48.678	1:34.076*	1:33.984*	1:34.609
15	2:05.898	2:12.171	1:50.599	1:50.502	1:34.730	1:35.230	2:17.131	1:48.255	2:19.460	1:34.322	1:34.419	1:34.820
16	1:46.761	1:58.751		1:49.755	1:34.561	PIT EXIT	1:48.220	2:18.220	1:47.571	1:34.662	1:34.544	1:34.725
17	2:12.927	1:46.600		1:49.270	1:34.827	PIT EXIT	PIT EXIT	1:47.980	2:32.749	1:34.403	1:34.110	1:34.807
18	1:46.003	2:17.520		1:49.407	1:34.775	PIT EXIT	2:09.858	2:38.161	1:47.121	1:34.287	1:34.105	1:34.971
19	2:25.660	1:46.346		1:50.013	1:34.773	2:06.884	1:46.684	1:47.388	PIT EXIT	1:34.199	1:34.693	1:35.315
20	1:45.305	2:38.561		1:49.445	1:34.735	1:48.982	2:09.335	PIT EXIT	2:13.273	1:34.573	1:34.181	1:35.249
21	PIT EXIT	1:45.734		1:48.578	1:34.802	1:48.325	1:45.856	2:04.435	1:47.331	1:34.952	1:34.466	1:35.526
22	PIT EXIT	2:46.832		1:48.814	1:34.513	1:48.935	2:16.449	1:46.482	2:36.558	1:34.787	1:34.291	1:35.190
23		1:44.873		1:48.370	1:34.412	1:48.948	1:45.060	2:11.335	1:44.311	PIT EXIT	PIT EXIT	PIT EXIT
24		PIT EXIT		1:48.283	1:34.644	1:48.489	2:03.207	1:46.455	3:02.876	2:02.015	1:55.181	2:09.458
25		1:54.415		1:47.673	PIT EXIT	1:49.145	1:44.892	2:20.289	1:44.084	1:47.887	1:48.037	1:49.226
26		2:11.141		1:49.101	PIT EXIT	1:48.131		1:56.812	PIT EXIT	2:17.357	2:15.927	2:15.996
27		2:15.613		1:47.381	PIT EXIT	PIT EXIT		2:05.754	PIT EXIT	1:46.768	1:46.494	1:47.844
28		1:50.596		1:50.844		1:59.832		1:44.632	PIT EXIT	2:35.764	2:32.021	2:30.299
29		2:10.025		2:21.677	2:07.076	1:46.559		PIT EXIT	2:26.062	1:45.941	1:46.205	1:47.154
30		1:50.512		1:46.308	1:49.113	1:47.197		PIT EXIT	1:55.483	2:48.780	2:42.671	2:34.914
31		2:12.909			1:49.271	1:48.518		2:00.190	1:50.524	1:45.838	1:45.904	1:45.962
32		1:50.019			1:49.163	1:51.719		1:51.254	1:51.554	PIT EXIT	PIT EXIT	2:37.754
33					1:48.533	1:55.090		1:50.523		2:18.136	2:07.841	1:45.116
34					1:48.948	1:53.602		2:03.327		1:43.407		PIT EXIT
35					1:49.185	1:54.475		1:50.268				PIT EXIT
36					1:48.817	1:53.439						2:03.426
37					1:47.628	1:53.356						1:50.554
38					1:47.955							2:08.838
39					1:47.732							1:50.170
40					1:46.791							2:17.812
41					1:47.310							
42					1:47.695							
43					1:48.168							
44					1:48.414							



CIRCUITO DE JEREZ - FORMULA 3 OFFICIAL TEST

Wednesday, October 9th 2024 - Afternoon Session

LAP BY LAP

Vuelta	14	15	16	17	18	19	20	21	22	23	24	25
45					1:51.703							
46					2:26.342							
47					1:54.932							

Vuelta	26	27	28	29	30	31						
1	2:02.678	1:58.777	1:58.286	PIT EXIT	PIT EXIT	PIT EXIT						
2	PIT EXIT	PIT EXIT	1:44.187	PIT EXIT	PIT EXIT	PIT EXIT						
3	1:46.998	1:40.074	1:33.093	1:55.259	1:56.029	2:00.003						
4	1:36.651	1:36.667	2:11.642	1:33.698*	1:34.095*	1:34.421						
5	1:37.148	1:36.375*	1:33.242	1:33.959	1:34.479	1:34.140						
6	PIT EXIT	PIT EXIT	2:13.054	1:34.476	1:35.084	1:33.900*						
7	1:44.731	1:49.119	1:32.994	1:34.171	1:34.925	1:34.486						
8	1:36.231*	1:38.337	PIT EXIT	1:34.485	1:35.046	1:34.544						
9	1:38.904	1:42.772	2:01.684	PIT EXIT	1:34.682	1:34.889						
10	1:37.886	1:42.350	1:45.085	1:48.555	1:35.078	1:34.811						
11	1:36.995	1:43.766	1:32.250*	1:37.815	1:35.278	1:34.715						
12	1:37.307	1:40.604	1:57.190	PIT EXIT	1:36.185	1:34.650						
13	1:39.340	1:39.453	PIT EXIT	1:55.451	1:35.337	1:34.594						
14	PIT EXIT	PIT EXIT	2:01.682	PIT EXIT	1:35.631	1:35.224						
15	2:05.589	2:09.719	1:57.878	2:06.558	1:35.574	1:35.304						
16	1:55.043	1:52.752	PIT EXIT	1:47.749	1:35.886	PIT EXIT						
17	1:48.264	PIT EXIT	2:05.858	2:55.264	PIT EXIT	1:47.691						
18	PIT EXIT	1:59.850	1:49.133	1:47.178	1:47.901	1:37.485						
19	2:00.514	1:47.177	1:49.177	2:51.328	1:37.968	1:36.456						
20	1:47.659	2:04.611	2:19.838	1:45.997	1:37.751	1:38.445						
21	1:48.795	1:53.007	1:48.578	PIT EXIT	1:39.453	1:39.107						
22	2:17.472	1:53.715	2:17.083	PIT EXIT	1:41.199	1:37.602						
23	1:46.811	2:00.727	1:47.706	1:57.035	1:38.316	1:37.414						
24	2:17.074	2:01.578	2:24.075	1:49.122	1:37.771	PIT EXIT						
25	1:46.589	1:52.153	1:47.067	2:03.810	PIT EXIT	PIT EXIT						
26	PIT EXIT	2:09.904	2:23.933	1:49.695	PIT EXIT	2:34.577						
27	PIT EXIT	1:51.471	1:45.593	2:06.590	2:15.862	1:47.770						
28	2:00.638	1:51.773	2:17.270	1:48.043	1:48.173	2:25.921						
29	1:51.869		1:45.518		2:36.834	1:47.188						
30	1:50.933		PIT EXIT		1:47.928	2:25.150						
31	2:05.135		1:59.719		2:47.497	1:45.942						
32	1:51.374		1:53.581		1:46.509	2:29.035						
33			1:52.554		PIT EXIT	1:45.201						
34			2:20.036		2:12.464	PIT EXIT						
35			1:53.549		PIT EXIT	PIT EXIT						
36			1:58.088		2:08.402	1:59.039						
37			1:52.718		1:51.459	1:52.095						
38					2:09.228	2:04.428						
39					1:57.070	1:50.903						
40					1:49.863	1:50.850						



CIRCUITO DE JEREZ - FORMULA 3 OFFICIAL TEST

Wednesday, October 9th 2024 - Afternoon Session

ANALYSIS

Número	1		2		3		4		5		6		7	
	Vta	Sector	Vuelta	Sector	Vuelta	Sector	Vuelta	Sector	Vuelta	Sector	Vuelta	Sector	Vuelta	
37	IP1	47.099	47.099			59.760	59.760					54.314	54.314	
	IP2	33.840	1:20.939			41.354	1:41.114					39.128	1:33.442	
	FL	44.715	2:05.654			48.365	2:29.479					41.879	2:15.321	
38	IP1	39.060	39.060			38.287	38.287					40.706	40.706	
	IP2	29.709	1:08.769			29.842	1:08.129					30.046	1:10.752	
	FL	36.485	1:45.254			6:45.16	PIT EXIT					38.067	1:48.819	
39	IP1	58.573	58.573			47.872	47.872					50.233	50.233	
	IP2	40.618	1:39.191			31.315	1:19.187					38.683	1:28.916	
	FL	49.254	2:28.445			38.641	1:57.828					45.271	2:14.187	
40	IP1	38.553	38.553			40.870	40.870					40.772	40.772	
	IP2	29.539	1:08.092			31.124	1:11.994					29.917	1:10.689	
	FL	48.165	1:56.257			5:10.75	PIT EXIT					37.948	1:48.637	
41	IP1	49.495	49.495			48.118	48.118							
	IP2	36.155	1:25.650			31.373	1:19.491							
	FL	43.044	2:08.694			45.919	2:05.410							
42	IP1	38.713	38.713			41.128	41.128							
	IP2	29.208	1:07.921			29.952	1:11.080							
	FL	10:29.8	PIT EXIT			38.233	1:49.313							
43	IP1	54.522	54.522			43.353	43.353							
	IP2	33.718	1:28.240			34.459	1:17.812							
	FL	39.508	2:07.748			40.429	1:58.241							
44	IP1	41.507	41.507			1:06.01	1:06.019							
	IP2	30.191	1:11.698			37.044	1:43.063							
	FL	37.692	1:49.390			46.515	2:29.578							
45	IP1	48.333	48.333			40.639	40.639							
	IP2	31.147	1:19.480			29.965	1:10.604							
	FL	42.067	2:01.547			37.914	1:48.518							
46	IP1	40.488	40.488											
	IP2	29.782	1:10.270											
	FL	38.548	1:48.818											
47	IP1	48.004	48.004											
	IP2	34.830	1:22.834											
	FL	43.273	2:06.107											
48	IP1	40.682	40.682											
	IP2	29.918	1:10.600											
	FL	38.023	1:48.623											



CIRCUITO DE JEREZ - FORMULA 3 OFFICIAL TEST

Wednesday, October 9th 2024 - Afternoon Session

ANALYSIS

Número	8		9		10		11		12		14		15	
	Vta	Sector	Vuelta	Sector	Vuelta	Sector	Vuelta	Sector	Vuelta	Sector	Vuelta	Sector	Vuelta	
37	IP1													
	IP2													
	FL													
38	IP1													
	IP2													
	FL													
39	IP1													
	IP2													
	FL													
40	IP1													
	IP2													
	FL													
41	IP1													
	IP2													
	FL													
42	IP1													
	IP2													
	FL													
43	IP1													
	IP2													
	FL													
44	IP1													
	IP2													
	FL													
45	IP1													
	IP2													
	FL													
46	IP1													
	IP2													
	FL													
47	IP1													
	IP2													
	FL													
48	IP1													
	IP2													
	FL													



CIRCUITO DE JEREZ - FORMULA 3 OFFICIAL TEST

Wednesday, October 9th 2024 - Afternoon Session

ANALYSIS

Número	16		17		18		19		20		21		22	
	Vta	Sector	Vuelta	Sector	Vuelta	Sector	Vuelta	Sector	Vuelta	Sector	Vuelta	Sector	Vuelta	
37	IP1				40.052	40.052	43.071	43.071						
	IP2				30.332	1:10.384	31.073	1:14.144						
	FL				37.244	1:47.628	39.212	1:53.356						
38	IP1				40.512	40.512	42.533	42.533						
	IP2				30.336	1:10.848	34.819	1:17.352						
	FL				37.107	1:47.955		-----						
39	IP1				39.669	39.669								
	IP2				30.874	1:10.543								
	FL				37.189	1:47.732								
40	IP1				39.422	39.422								
	IP2				30.332	1:09.754								
	FL				37.037	1:46.791								
41	IP1				39.436	39.436								
	IP2				30.428	1:09.864								
	FL				37.446	1:47.310								
42	IP1				39.718	39.718								
	IP2				30.289	1:10.007								
	FL				37.688	1:47.695								
43	IP1				39.768	39.768								
	IP2				30.899	1:10.667								
	FL				37.501	1:48.168								
44	IP1				40.166	40.166								
	IP2				30.809	1:10.975								
	FL				37.439	1:48.414								
45	IP1				40.696	40.696								
	IP2				31.255	1:11.951								
	FL				39.752	1:51.703								
46	IP1				57.499	57.499								
	IP2				42.110	1:39.609								
	FL				46.733	2:26.342								
47	IP1				44.195	44.195								
	IP2				31.731	1:15.926								
	FL				39.006	1:54.932								
48	IP1				43.168	43.168								
	IP2				31.533	1:14.701								
	FL					-----								



CIRCUITO DE JEREZ - FORMULA 3 OFFICIAL TEST

Wednesday, October 9th 2024 - Afternoon Session

ANALYSIS

Número	23		24		25		26		27		28		29	
	Vta	Sector	Vuelta	Sector	Vuelta	Sector	Vuelta	Sector	Vuelta	Sector	Vuelta	Sector	Vuelta	
37	IP1				41.392	41.392					42.039	42.039		
	IP2				30.749	1:12.141					31.108	1:13.147		
	FL				38.413	1:50.554					39.571	1:52.718		
38	IP1				52.286	52.286								
	IP2				34.596	1:26.882								
	FL				41.956	2:08.838								
39	IP1				41.096	41.096								
	IP2				30.829	1:11.925								
	FL				38.245	1:50.170								
40	IP1				52.826	52.826								
	IP2				39.805	1:32.631								
	FL				45.181	2:17.812								
41	IP1				42.643	42.643								
	IP2				30.922	1:13.565								
	FL													
42	IP1													
	IP2													
	FL													
43	IP1													
	IP2													
	FL													
44	IP1													
	IP2													
	FL													
45	IP1													
	IP2													
	FL													
46	IP1													
	IP2													
	FL													
47	IP1													
	IP2													
	FL													
48	IP1													
	IP2													
	FL													

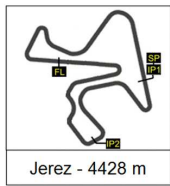


CIRCUITO DE JEREZ - FORMULA 3 OFFICIAL TEST

Wednesday, October 9th 2024 - Afternoon Session

ANALYSIS

Número	30		31		0		0		0		0		0	
	Vta	Sector	Vuelta	Sector	Vuelta	Sector	Vuelta	Sector	Vuelta	Sector	Vuelta	Sector	Vuelta	
1	IP1	55.351	55.351	1:01.12	1:01.120									
	IP2	37.828	1:33.179	37.206	1:38.326									
	FL	57.703	PIT EXIT	56.917	PIT EXIT									
2	IP1	50.324	50.324	51.738	51.738									
	IP2	33.377	1:23.701	32.841	1:24.579									
	FL	4:32.00	PIT EXIT	4:51.91	PIT EXIT									
3	IP1	46.931	46.931	50.860	50.860									
	IP2	30.785	1:17.716	33.166	1:24.026									
	FL	38.313	1:56.029	35.977	2:00.003									
4	IP1	35.928	35.928	36.301	36.301									
	IP2	26.097	1:02.025	26.249	1:02.550									
	FL	32.070	1:34.095	31.871	1:34.421									
5	IP1	36.179	36.179	36.168	36.168									
	IP2	26.066	1:02.245	26.080	1:02.248									
	FL	32.234	1:34.479	31.892	1:34.140									
6	IP1	36.182	36.182	36.041	36.041									
	IP2	26.398	1:02.580	26.019	1:02.060									
	FL	32.504	1:35.084	31.840	1:33.900									
7	IP1	36.299	36.299	36.139	36.139									
	IP2	26.236	1:02.535	26.096	1:02.235									
	FL	32.390	1:34.925	32.251	1:34.486									
8	IP1	36.408	36.408	36.091	36.091									
	IP2	26.232	1:02.640	26.264	1:02.355									
	FL	32.406	1:35.046	32.189	1:34.544									
9	IP1	36.323	36.323	36.284	36.284									
	IP2	26.181	1:02.504	26.226	1:02.510									
	FL	32.178	1:34.682	32.379	1:34.889									
10	IP1	36.642	36.642	36.297	36.297									
	IP2	26.235	1:02.877	26.091	1:02.388									
	FL	32.201	1:35.078	32.423	1:34.811									
11	IP1	36.400	36.400	36.158	36.158									
	IP2	26.424	1:02.824	26.239	1:02.397									
	FL	32.454	1:35.278	32.318	1:34.715									
12	IP1	37.379	37.379	36.178	36.178									
	IP2	26.545	1:03.924	26.184	1:02.362									
	FL	32.261	1:36.185	32.288	1:34.650									
13	IP1	36.605	36.605	36.154	36.154									
	IP2	26.253	1:02.858	26.254	1:02.408									
	FL	32.479	1:35.337	32.186	1:34.594									
14	IP1	36.662	36.662	36.260	36.260									
	IP2	26.465	1:03.127	26.341	1:02.601									
	FL	32.504	1:35.631	32.623	1:35.224									
15	IP1	36.477	36.477	36.493	36.493									
	IP2	26.387	1:02.864	26.249	1:02.742									
	FL	32.710	1:35.574	32.562	1:35.304									
16	IP1	36.537	36.537	37.354	37.354									
	IP2	26.671	1:03.208	26.342	1:03.696									
	FL	32.678	1:35.886	6:36.87	PIT EXIT									
17	IP1	46.501	46.501	45.692	45.692									
	IP2	40.111	1:26.612	27.980	1:13.672									
	FL	5:08.20	PIT EXIT	34.019	1:47.691									
18	IP1	43.842	43.842	38.146	38.146									
	IP2	29.364	1:13.206	26.669	1:04.815									
	FL	34.695	1:47.901	32.670	1:37.485									



CIRCUITO DE JEREZ - FORMULA 3 OFFICIAL TEST

Wednesday, October 9th 2024 - Afternoon Session

ANALYSIS

Número	30		31		0		0		0		0		0	
Vta	Sector	Vuelta	Sector	Vuelta	Sector	Vuelta	Sector	Vuelta	Sector	Vuelta	Sector	Vuelta	Sector	Vuelta
19	IP1	38.179	38.179	36.676	36.676									
	IP2	26.821	1:05.000	26.533	1:03.209									
	FL	32.968	1:37.968	33.247	1:36.456									
20	IP1	36.660	36.660	36.812	36.812									
	IP2	27.758	1:04.418	27.471	1:04.283									
	FL	33.333	1:37.751	34.162	1:38.445									
21	IP1	37.329	37.329	38.458	38.458									
	IP2	27.635	1:04.964	27.342	1:05.800									
	FL	34.489	1:39.453	33.307	1:39.107									
22	IP1	39.191	39.191	38.131	38.131									
	IP2	27.996	1:07.187	26.675	1:04.806									
	FL	34.012	1:41.199	32.796	1:37.602									
23	IP1	38.407	38.407	37.503	37.503									
	IP2	26.978	1:05.385	26.645	1:04.148									
	FL	32.931	1:38.316	33.266	1:37.414									
24	IP1	37.854	37.854	39.807	39.807									
	IP2	26.673	1:04.527	30.862	1:10.669									
	FL	33.244	1:37.771	1:02:02	PIT EXIT									
25	IP1	46.281	46.281	53.544	53.544									
	IP2	32.442	1:18.723	33.316	1:26.860									
	FL	1:02:24	PIT EXIT	59.277	PIT EXIT									
26	IP1	56.984	56.984	1:06.46	1:06.464									
	IP2	35.542	1:32.526	41.114	1:47.578									
	FL	1:06.33	PIT EXIT	46.999	2:34.577									
27	IP1	52.423	52.423	40.191	40.191									
	IP2	38.449	1:30.872	30.421	1:10.612									
	FL	44.990	2:15.862	37.158	1:47.770									
28	IP1	40.555	40.555	54.461	54.461									
	IP2	30.286	1:10.841	44.862	1:39.323									
	FL	37.332	1:48.173	46.598	2:25.921									
29	IP1	1:00.16	1:00.161	39.718	39.718									
	IP2	47.931	1:48.092	30.115	1:09.833									
	FL	48.742	2:36.834	37.355	1:47.188									
30	IP1	40.000	40.000	53.011	53.011									
	IP2	30.674	1:10.674	46.147	1:39.158									
	FL	37.254	1:47.928	45.992	2:25.150									
31	IP1	1:04.85	1:04.852	39.041	39.041									
	IP2	52.938	1:57.790	29.958	1:08.999									
	FL	49.707	2:47.497	36.943	1:45.942									
32	IP1	39.423	39.423	55.031	55.031									
	IP2	30.032	1:09.455	41.942	1:36.973									
	FL	37.054	1:46.509	52.062	2:29.035									
33	IP1	1:02.45	1:02.458	38.686	38.686									
	IP2	43.690	1:46.148	29.857	1:08.543									
	FL	6:35.65	PIT EXIT	36.658	1:45.201									
34	IP1	52.643	52.643	47.628	47.628									
	IP2	35.936	1:28.579	32.550	1:20.178									
	FL	43.885	2:12.464	3:51.60	PIT EXIT									
35	IP1	48.876	48.876	52.822	52.822									
	IP2	39.050	1:27.926	34.702	1:27.524									
	FL	2:57.62	PIT EXIT	4:58.25	PIT EXIT									
36	IP1	52.378	52.378	46.929	46.929									
	IP2	35.367	1:27.745	32.903	1:19.832									
	FL	40.657	2:08.402	39.207	1:59.039									



CIRCUITO DE JEREZ - FORMULA 3 OFFICIAL TEST

Wednesday, October 9th 2024 - Afternoon Session

ANALYSIS

Número	30		31		0		0		0		0		0	
Vta	Sector	Vuelta	Sector	Vuelta	Sector	Vuelta	Sector	Vuelta	Sector	Vuelta	Sector	Vuelta	Sector	Vuelta
37	IP1	41.970	41.970	42.150	42.150									
	IP2	31.177	1:13.147	31.351	1:13.501									
	FL	38.312	1:51.459	38.594	1:52.095									
38	IP1	51.067	51.067	46.208	46.208									
	IP2	36.305	1:27.372	35.247	1:21.455									
	FL	41.856	2:09.228	42.973	2:04.428									
39	IP1	41.184	41.184	41.371	41.371									
	IP2	30.671	1:11.855	30.871	1:12.242									
	FL	45.215	1:57.070	38.661	1:50.903									
40	IP1	41.143	41.143	41.600	41.600									
	IP2	30.487	1:11.630	30.900	1:12.500									
	FL	38.233	1:49.863	38.350	1:50.850									
41	IP1													
	IP2													
	FL		-----		-----									
42	IP1													
	IP2													
	FL													
43	IP1													
	IP2													
	FL													
44	IP1													
	IP2													
	FL													
45	IP1													
	IP2													
	FL													
46	IP1													
	IP2													
	FL													
47	IP1													
	IP2													
	FL													
48	IP1													
	IP2													
	FL													



28

CIRCUITO DE JEREZ - FORMULA 3 OFFICIAL TEST
Wednesday, October 9th 2024 - Afternoon Session
40 BEST LAPS

Dorsal	Piloto	Nat	Equipo	Maq.	Hora	Vuelta	Tiempo
17	Nicola LACORTE	ITA	Jenzer Motorsport	Dallara	13:09:11	5	1:31.584
17	Nicola LACORTE	ITA	Jenzer Motorsport	Dallara	13:05:39	3	1:31.702
21	John BENNETT	GBR	Van Amersfoort Racing	Dallara	13:36:45	3	1:32.031
28	Jose GARFIAS	MEX	AIX Racing	Dallara	13:54:16	11	1:32.250
22	Ivan DOMINGUES	POR	Van Amersfoort Racing	Dallara	13:37:03	3	1:32.622
21	John BENNETT	GBR	Van Amersfoort Racing	Dallara	13:40:22	5	1:32.656
22	Ivan DOMINGUES	POR	Van Amersfoort Racing	Dallara	13:40:46	5	1:32.825
12	Mari BOYA	ESP	Campos Racing	Dallara	13:16:53	5	1:32.903
4	Noah STROMSTED	DEN	Trident	Dallara	13:35:16	4	1:32.955
28	Jose GARFIAS	MEX	AIX Racing	Dallara	13:41:51	7	1:32.994
10	Nikola TSOLOV	BUL	Campos Racing	Dallara	13:27:32	15	1:33.035
28	Jose GARFIAS	MEX	AIX Racing	Dallara	13:34:20	3	1:33.093
10	Nikola TSOLOV	BUL	Campos Racing	Dallara	13:15:06	7	1:33.107
10	Nikola TSOLOV	BUL	Campos Racing	Dallara	13:29:05	16	1:33.110
10	Nikola TSOLOV	BUL	Campos Racing	Dallara	13:16:39	8	1:33.112
10	Nikola TSOLOV	BUL	Campos Racing	Dallara	13:33:45	19	1:33.151
10	Nikola TSOLOV	BUL	Campos Racing	Dallara	13:13:33	6	1:33.178
10	Nikola TSOLOV	BUL	Campos Racing	Dallara	13:24:26	13	1:33.202
28	Jose GARFIAS	MEX	AIX Racing	Dallara	13:38:05	5	1:33.242
10	Nikola TSOLOV	BUL	Campos Racing	Dallara	13:19:46	10	1:33.246
10	Nikola TSOLOV	BUL	Campos Racing	Dallara	13:22:52	12	1:33.247
10	Nikola TSOLOV	BUL	Campos Racing	Dallara	13:30:38	17	1:33.270
10	Nikola TSOLOV	BUL	Campos Racing	Dallara	13:18:13	9	1:33.277
11	Tasanapol INTHRAPHUVAS	THA	Campos Racing	Dallara	13:12:04	5	1:33.299
10	Nikola TSOLOV	BUL	Campos Racing	Dallara	13:11:60	5	1:33.310
10	Nikola TSOLOV	BUL	Campos Racing	Dallara	13:25:59	14	1:33.315
12	Mari BOYA	ESP	Campos Racing	Dallara	13:15:20	4	1:33.320
10	Nikola TSOLOV	BUL	Campos Racing	Dallara	13:21:19	11	1:33.345
12	Mari BOYA	ESP	Campos Racing	Dallara	13:21:33	8	1:33.346
12	Mari BOYA	ESP	Campos Racing	Dallara	13:13:47	3	1:33.358
12	Mari BOYA	ESP	Campos Racing	Dallara	13:29:23	13	1:33.361
10	Nikola TSOLOV	BUL	Campos Racing	Dallara	13:36:52	21	1:33.364
12	Mari BOYA	ESP	Campos Racing	Dallara	13:18:26	6	1:33.381
11	Tasanapol INTHRAPHUVAS	THA	Campos Racing	Dallara	13:15:11	7	1:33.400
10	Nikola TSOLOV	BUL	Campos Racing	Dallara	13:35:19	20	1:33.435
12	Mari BOYA	ESP	Campos Racing	Dallara	13:30:56	14	1:33.439
10	Nikola TSOLOV	BUL	Campos Racing	Dallara	13:38:25	22	1:33.469
20	Jesse CARRASQUEDO	MEX	Van Amersfoort Racing	Dallara	13:41:48	5	1:33.520
10	Nikola TSOLOV	BUL	Campos Racing	Dallara	13:10:27	4	1:33.533
11	Tasanapol INTHRAPHUVAS	THA	Campos Racing	Dallara	13:13:37	6	1:33.540



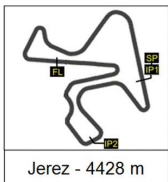
29

CIRCUITO DE JEREZ - FORMULA 3 OFFICIAL TEST

Wednesday, October 9th 2024 - Afternoon Session

TOP FIVE LAPS

Piloto	Nat	Equipo	Top Five Laps				
17 Nicola LACORTE	ITA	Jenzer Motorsport	1:31.584	1:31.702	1:46.308	1:47.381	1:47.673
21 John BENNETT	GBR	Van Amersfoort Racing	1:32.031	1:32.656	1:44.632	1:44.651	1:46.455
28 Jose GARFIAS	MEX	AIX Racing	1:32.250	1:32.994	1:33.093	1:33.242	1:44.187
22 Ivan DOMINGUES	POR	Van Amersfoort Racing	1:32.622	1:32.825	1:44.084	1:44.311	1:44.406
12 Mari BOYA	ESP	Campos Racing	1:32.903	1:33.320	1:33.346	1:33.358	1:33.361
4 Noah STROMSTED	DEN	Trident	1:32.955	1:33.687	1:33.715	1:33.715	1:33.817
10 Nikola TSOLOV	BUL	Campos Racing	1:33.035	1:33.107	1:33.110	1:33.112	1:33.151
11 Tasanapol INTHRAPHUV	THA	Campos Racing	1:33.299	1:33.400	1:33.540	1:33.599	1:33.687
20 Jesse CARRASQUEDO	MEX	Van Amersfoort Racing	1:33.520	1:33.595	1:44.892	1:45.060	1:45.856
6 Charlie WURZ	AUT	Trident	1:33.656	1:33.679	1:33.782	1:33.795	1:33.838
29 Freddie SLATER	GBR	Rodin Motorsport	1:33.698	1:33.959	1:34.171	1:34.476	1:34.485
14 Joshua DUFEK	AUT	Hitech Pulse-Eight	1:33.792	1:34.037	1:34.062	1:34.076	1:34.111
3 Ugo UGOCHUKWU	USA	PREMA Racing	1:33.796	1:33.870	1:34.009	1:34.018	1:34.033
15 Martinius STENSHORNE	NOR	Hitech Pulse-Eight	1:33.871	1:33.921	1:34.002	1:34.130	1:34.180
31 Roman BILINSKI	GBR	Rodin Motorsport	1:33.900	1:34.140	1:34.421	1:34.486	1:34.544
24 Laurens VAN HOEPEN	NED	ART Grand Prix	1:33.984	1:34.049	1:34.105	1:34.110	1:34.181
2 Brando BADOER	ITA	PREMA Racing	1:33.992	1:34.101	1:34.506	1:34.707	1:44.008
23 James WHARTON	AUS	ART Grand Prix	1:34.076	1:34.171	1:34.199	1:34.261	1:34.287
1 Noel LEON	MEX	PREMA Racing	1:34.095	1:34.141	1:34.458	1:34.488	1:34.520
30 Louis SHARP	NZL	Rodin Motorsport	1:34.095	1:34.479	1:34.682	1:34.925	1:35.046
18 Christian HO	SIN	Jenzer Motorsport	1:34.279	1:34.412	1:34.459	1:34.505	1:34.513
19 Matias ZAGAZETA	PER	Jenzer Motorsport	1:34.339	1:34.422	1:34.444	1:34.481	1:34.619
25 Tuukka TAPONEN	FIN	ART Grand Prix	1:34.539	1:34.609	1:34.620	1:34.645	1:34.718
7 Tim TRAMNITZ	GER	MP Motorsport	1:34.726	1:34.820	1:35.068	1:36.989	1:43.868
9 Alessandro GIUSTI	FRA	MP Motorsport	1:34.853	1:34.940	1:35.230	1:35.734	1:37.291
8 Bruno DEL PINO	ESP	MP Motorsport	1:34.867	1:35.001	1:36.500	1:38.386	1:38.421
26 Javier SAGRERA	ESP	AIX Racing	1:36.231	1:36.651	1:36.995	1:37.148	1:37.307
27 Niels KOOLEN	NED	AIX Racing	1:36.375	1:36.667	1:38.337	1:39.453	1:40.074
16 Gerrard XIE	CHN	Hitech Pulse-Eight	1:44.647	1:45.646	1:50.599	1:51.762	1:52.808
5 Rafael CAMARA	BRA	Trident	1:45.381	1:45.636	1:46.177	1:46.303	1:47.691



30

CIRCUITO DE JEREZ - FORMULA 3 OFFICIAL TEST
Wednesday, October 9th 2024 - Afternoon Session
40 BEST MAXIMUM SPEEDS

Dorsal	Piloto	Nat	Equipo	Maq.	Hora	Vuelta	Vmax
24	Laurens VAN HOEPEN	NED	ART Grand Prix	Dallara	13:41:01	15	241,1
24	Laurens VAN HOEPEN	NED	ART Grand Prix	Dallara	13:42:36	16	238,9
12	Mari BOYA	ESP	Campos Racing	Dallara	13:26:52	11	238,9
23	James WHARTON	AUS	ART Grand Prix	Dallara	13:48:60	20	238,4
21	John BENNETT	GBR	Van Amersfoort Racing	Dallara	13:35:48	2	237,4
12	Mari BOYA	ESP	Campos Racing	Dallara	13:25:17	10	237,4
17	Nicola LACORTE	ITA	Jenzer Motorsport	Dallara	13:08:15	4	237,4
28	Jose GARFIAS	MEX	AIX Racing	Dallara	13:40:54	6	236,8
22	Ivan DOMINGUES	POR	Van Amersfoort Racing	Dallara	13:41:22	5	236,8
26	Javier SAGRERA	ESP	AIX Racing	Dallara	14:10:24	8	236,8
17	Nicola LACORTE	ITA	Jenzer Motorsport	Dallara	13:04:42	2	236,8
23	James WHARTON	AUS	ART Grand Prix	Dallara	13:45:51	18	236,8
23	James WHARTON	AUS	ART Grand Prix	Dallara	13:47:26	19	236,8
28	Jose GARFIAS	MEX	AIX Racing	Dallara	13:37:08	4	236,3
2	Brando BADOER	ITA	PREMA Racing	Dallara	13:41:01	5	236,3
28	Jose GARFIAS	MEX	AIX Racing	Dallara	13:53:19	10	235,8
20	Jesse CARRASQUEDO	MEX	Van Amersfoort Racing	Dallara	13:37:13	2	235,8
12	Mari BOYA	ESP	Campos Racing	Dallara	13:22:09	8	235,8
12	Mari BOYA	ESP	Campos Racing	Dallara	13:23:43	9	235,8
6	Charlie WURZ	AUT	Trident	Dallara	13:42:53	12	235,8
6	Charlie WURZ	AUT	Trident	Dallara	13:44:27	13	235,8
21	John BENNETT	GBR	Van Amersfoort Racing	Dallara	13:39:24	4	235,3
4	Noah STROMSTED	DEN	Trident	Dallara	13:39:00	6	235,3
20	Jesse CARRASQUEDO	MEX	Van Amersfoort Racing	Dallara	13:40:50	4	235,3
28	Jose GARFIAS	MEX	AIX Racing	Dallara	13:33:23	2	235,3
24	Laurens VAN HOEPEN	NED	ART Grand Prix	Dallara	13:28:26	7	235,3
22	Ivan DOMINGUES	POR	Van Amersfoort Racing	Dallara	13:39:49	4	235,3
26	Javier SAGRERA	ESP	AIX Racing	Dallara	14:15:19	11	235,3
26	Javier SAGRERA	ESP	AIX Racing	Dallara	14:08:48	7	235,3
26	Javier SAGRERA	ESP	AIX Racing	Dallara	14:18:37	13	235,3
6	Charlie WURZ	AUT	Trident	Dallara	13:30:20	4	235,3
6	Charlie WURZ	AUT	Trident	Dallara	13:52:17	18	235,3
6	Charlie WURZ	AUT	Trident	Dallara	13:36:37	8	235,3
6	Charlie WURZ	AUT	Trident	Dallara	13:38:11	9	235,3
2	Brando BADOER	ITA	PREMA Racing	Dallara	13:42:35	6	234,8
6	Charlie WURZ	AUT	Trident	Dallara	13:41:19	11	234,8
6	Charlie WURZ	AUT	Trident	Dallara	13:39:45	10	234,8
6	Charlie WURZ	AUT	Trident	Dallara	13:35:02	7	234,3
6	Charlie WURZ	AUT	Trident	Dallara	13:46:01	14	234,3
6	Charlie WURZ	AUT	Trident	Dallara	13:47:35	15	234,3



31

CIRCUITO DE JEREZ - FORMULA 3 OFFICIAL TEST
Wednesday, October 9th 2024 - Afternoon Session
TOP FIVE MAXIMUM SPEEDS

Piloto	Nat	Equipo	Top Five Vmax				
24 Laurens VAN HOEPEN	NED	ART Grand Prix	241,1	238,9	235,3	234,3	232,3
12 Mari BOYA	ESP	Campos Racing	238,9	237,4	235,8	235,8	230,3
23 James WHARTON	AUS	ART Grand Prix	238,4	236,8	236,8	231,8	230,8
17 Nicola LACORTE	ITA	Jenzer Motorsport	237,4	236,8	227,4	226,4	225,9
21 John BENNETT	GBR	Van Amersfoort Racing	237,4	235,3	232,8	232,3	232,3
28 Jose GARFIAS	MEX	AIX Racing	236,8	236,3	235,8	235,3	234,3
26 Javier SAGRERA	ESP	AIX Racing	236,8	235,3	235,3	235,3	234,3
22 Ivan DOMINGUES	POR	Van Amersfoort Racing	236,8	235,3	234,3	233,8	232,8
2 Brando BADOER	ITA	PREMA Racing	236,3	234,8	233,8	230,8	230,3
6 Charlie WURZ	AUT	Trident	235,8	235,8	235,3	235,3	235,3
20 Jesse CARRASQUEDO	MEX	Van Amersfoort Racing	235,8	235,3	231,8	231,8	231,8
4 Noah STROMSTED	DEN	Trident	235,3	233,3	233,3	233,3	232,8
27 Niels KOOLEN	NED	AIX Racing	234,3	234,3	234,3	233,8	233,8
25 Tuukka TAPONEN	FIN	ART Grand Prix	234,3	234,3	230,8	228,8	227,4
30 Louis SHARP	NZL	Rodin Motorsport	234,3	232,8	232,3	232,3	231,3
15 Martinius STENSHORNE	NOR	Hitech Pulse-Eight	233,8	232,8	230,8	230,3	230,3
29 Freddie SLATER	GBR	Rodin Motorsport	233,8	232,3	231,8	231,3	231,3
31 Roman BILINSKI	GBR	Rodin Motorsport	233,3	233,3	231,8	231,8	231,3
9 Alessandro GIUSTI	FRA	MP Motorsport	232,8	232,8	232,3	231,8	231,3
1 Noel LEON	MEX	PREMA Racing	232,8	232,3	231,8	231,3	230,8
8 Bruno DEL PINO	ESP	MP Motorsport	232,8	231,8	231,3	229,3	226,9
3 Ugo UGOCHUKWU	USA	PREMA Racing	232,8	231,8	228,3	227,8	227,4
14 Joshua DUFEK	AUT	Hitech Pulse-Eight	232,3	231,3	228,3	228,3	227,8
19 Matias ZAGAZETA	PER	Jenzer Motorsport	232,3	229,3	228,8	228,3	228,3
7 Tim TRAMNITZ	GER	MP Motorsport	231,8	231,3	230,8	229,8	228,8
5 Rafael CAMARA	BRA	Trident	231,8	230,8	230,8	229,8	228,8
11 Tasanapol INTHRAPHUV	THA	Campos Racing	231,8	230,3	229,8	229,8	229,3
10 Nikola TSOLOV	BUL	Campos Racing	231,3	230,8	230,3	229,8	229,8
18 Christian HO	SIN	Jenzer Motorsport	231,3	230,8	229,3	229,3	229,3
16 Gerrard XIE	CHN	Hitech Pulse-Eight	229,3	227,4	227,4	225,9	225,9