

51

CIRCUITO DE JEREZ - TEST OFICIAL SPANISH FORMULA 4 GRUPO B - SESIÓN 4 RESULTADOS ENTRENAMIENTOS

CONDICIONES ATMOSFERICAS: **Soleado**ESTADO DE LA PISTA: **Seca**

Ord.	#	Piloto	Licencia	Club	Marca	NV	VR	Tiempo	Gap	Intv	VMax
1	71	Mattia COLNAGHI	ITA	KCL MP Motorsport	F4-T421	16	12	1:43.349	----	----	204,4
2	3	Griffin PEEBLES	AUS	MP Motorsport	F4-T421	18	14	1:43.469	0.120	0.120	203,9
3	14	Keanu AL AZHARI	UAE	MP Motorsport	F4-T421	11	6	1:43.496	0.147	0.027	202,6
4	9	René LAMMERS	NED	MP Motorsport	F4-T421	12	6	1:43.589	0.240	0.093	202,9
5	4	Juan COTA	ESP	Drivex	F4-T421	21	19	1:43.619	0.270	0.030	203,1
6	19	Matus RYBA	SVK	Drivex	F4-T421	20	17	1:43.830	0.481	0.211	203,5
7	99	Thomas STRAUVEN	BEL	Rodin Motorsport	F4-T421	24	9	1:43.913	0.564	0.083	202,8
8	22	Peter BOUZINELOS	AUS	Rodin Motorsport	F4-T421	29	5	1:43.915	0.566	0.002	202,9
9	44	Ary BANSAL	GBR	Rodin Motorsport	F4-T421	29	6	1:43.977	0.628	0.062	203,5
10	27	Lucas FLUXÁ	ESP	KCL MP Motorsport	F4-T421	10	10	1:44.038	0.689	0.061	201,4
11	66	Francisco MACEDO	POR	DXR	F4-T421	18	14	1:44.072	0.723	0.034	203,5
12	33	Christopher EL FEGHALI	LEB	Drivex	F4-T421	17	16	1:44.154	0.805	0.082	203,3
13	12	Adam AL AZHARI	UAE	Tecnicar	F4-T421	20	14	1:44.442	1.093	0.288	204,2
14	6	Sacha VAN'T PAD BOSCH	NED	Tecnicar	F4-T421	20	7	1:44.512	1.163	0.070	201,3
15	10	Lorenzo CASTILLO	MEX	Tecnicar	F4-T421	20	18	1:44.609	1.260	0.097	202,2
16	32	Wiktor DOBRZANSKI	POL	Tecnicar	F4-T421	18	10	1:44.850	1.501	0.241	202,6
17	29	Joanne CICONTE	AUS	DXR	F4-T421	15	12	1:46.074	2.725	1.224	199,6
18	30	Christian GARDUÑO	MEX	DXR	F4-T421	21	14	1:47.223	3.874	1.149	200,7

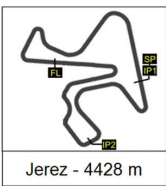
Circuito de Jerez, 24 DE SEPTIEMBRE DE 2024

Hora:	Hora:	RESULTADOS PUBLICADOS A LAS 17:05 HORAS
-------	-------	---

LiveTiming: live.crono-jerez.com

Pág 1 de 1





52

**CIRCUITO DE JEREZ - TEST OFICIAL SPANISH FORMULA 4
GRUPO B - SESIONES 1 A 4
RESULTADOS ENTRENAMIENTOS COMBINADOS**

Ord. #	Piloto	Club	Neum	NVT	Sesion 1			Sesion 2			Sesion 3			Sesion 4			Tiempo	
					VR	NV	Tiempo	VR	NV	Tiempo	VR	NV	Tiempo	VR	NV	Tiempo		
1	4	Juan COTA	Drivex	Hankook	70	15	17	1:43.614	13	17	1:43.149	10	15	1:44.112	19	21	1:43.619	1:43.149
2	71	Mattia COLNAGHI	KCL MP Motorsport	Hankook	68	11	17	1:43.678	14	18	1:43.218	6	17	1:44.011	12	16	1:43.349	1:43.218
3	33	Christopher EL FEGHALI	Drivex	Hankook	67	17	19	1:44.171	14	18	1:43.306	10	13	1:44.887	16	17	1:44.154	1:43.306
4	3	Griffin PEEBLES	MP Motorsport	Hankook	69	16	16	1:43.695	12	16	1:43.343	8	19	1:44.547	14	18	1:43.469	1:43.343
5	14	Keanu AL AZHARI	MP Motorsport	Hankook	67	16	16	1:43.693	17	21	1:43.344	7	19	1:44.347	6	11	1:43.496	1:43.344
6	99	Thomas STRAUVEN	Rodin Motorsport	Hankook	73	6	17	1:43.987	14	19	1:43.394	8	13	1:43.862	9	24	1:43.913	1:43.394
7	66	Francisco MACEDO	DXR	Hankook	67	10	17	1:44.218	20	21	1:43.521	8	11	1:44.388	14	18	1:44.072	1:43.521
8	9	René LAMMERS	MP Motorsport	Hankook	70	17	17	1:44.205	18	19	1:43.648	9	22	1:44.430	6	12	1:43.589	1:43.589
9	19	Matus RYBA	Drivex	Hankook	73	17	18	1:43.832	17	21	1:43.642	13	14	1:44.829	17	20	1:43.830	1:43.642
10	27	Lucas FLUXÁ	KCL MP Motorsport	Hankook	63	10	18	1:44.113	17	17	1:43.721	7	18	1:44.445	10	10	1:44.038	1:43.721
11	7	Maciej GLADYSZ	KCL MP Motorsport	Hankook	43	17	18	1:43.726	6	14	1:43.953	10	11	1:44.040	0	0	----	1:43.726
12	22	Peter BOUZINELOS	Rodin Motorsport	Hankook	79	15	18	1:44.308	15	19	1:44.108	13	13	1:44.201	5	29	1:43.915	1:43.915
13	44	Ary BANSAL	Rodin Motorsport	Hankook	82	8	19	1:44.520	17	21	1:44.387	13	13	1:44.650	6	29	1:43.977	1:43.977
14	12	Adam AL AZHARI	Tecnicar	Hankook	58	1	3	7:20.017	17	19	1:44.028	4	16	1:44.697	14	20	1:44.442	1:44.028
15	10	Lorenzo CASTILLO	Tecnicar	Hankook	65	16	19	1:44.523	4	11	1:44.734	15	15	1:44.448	18	20	1:44.609	1:44.448
16	6	Sacha VAN'T PAD BOSCH	Tecnicar	Hankook	45	7	12	1:45.189	0	0	----	7	13	1:44.627	7	20	1:44.512	1:44.512
17	32	Wiktor DOBRZANSKI	Tecnicar	Hankook	74	8	19	1:45.697	21	21	1:44.709	3	16	1:45.547	10	18	1:44.850	1:44.709
18	29	Joanne CICONTE	DXR	Hankook	73	17	17	1:48.654	21	22	1:46.233	11	19	1:45.713	12	15	1:46.074	1:45.713
19	30	Christian GARDUÑO	DXR	Hankook	63	10	16	1:47.066	13	22	1:45.810	2	4	1:47.360	14	21	1:47.223	1:45.810

Circuito de Jerez, 24 DE SEPTIEMBRE DE 2024

Hora:

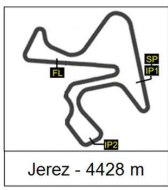
Hora:

RESULTADOS PUBLICADOS A LAS 17:05 HORAS

LiveTiming: live.crono-jerez.com

Pág 1 de 1

www.crono-jerez.com



53

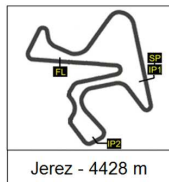
CIRCUITO DE JEREZ - TEST OFICIAL SPANISH FORMULA 4
Martes, 24 de septiembre de 2024
RESULTADOS ENTRENAMIENTOS COMBINADOS

CONDICIONES ATMOSFERICAS: **Soleado**ESTADO DE LA PISTA: **Seca**

Ord.	#	Piloto	Licencia	Club	Marca	NV	VR	Tiempo	Gap	Intv	VMax
1	23	Jan PRZYROWSKI	POL	Griffin Core by Campos	F4-T421	74	74	1:42.997	----	----	204,2
2	48	James EGOZI	ITA	Campos Racing	F4-T421	72	72	1:43.024	0.027	0.027	206,5
3	4	Juan COTA	ESP	Drivex	F4-T421	70	30	1:43.149	0.152	0.125	203,9
4	71	Mattia COLNAGHI	ITA	KCL MP Motorsport	F4-T421	68	31	1:43.218	0.221	0.069	206,0
5	33	Christopher EL FEGHALI	LEB	Drivex	F4-T421	67	33	1:43.306	0.309	0.088	205,6
6	3	Griffin PEEBLES	AUS	MP Motorsport	F4-T421	69	28	1:43.343	0.346	0.037	206,4
7	14	Keanu AL AZHARI	UAE	MP Motorsport	F4-T421	67	33	1:43.344	0.347	0.001	205,4
8	18	Andrés CÁRDENAS	PER	Griffin Core by Campos	F4-T421	73	73	1:43.359	0.362	0.015	207,0
9	21	Yevan DAVID	SRI	Saintéloc Racing	F4-T421	74	74	1:43.380	0.383	0.021	206,0
10	99	Thomas STRAUVEN	BEL	Rodin Motorsport	F4-T421	73	31	1:43.394	0.397	0.014	206,1
11	24	Ernesto RIVERA	MEX	Griffin Core by Campos	F4-T421	73	73	1:43.493	0.496	0.099	204,9
12	66	Francisco MACEDO	POR	DXR	F4-T421	67	37	1:43.521	0.524	0.028	204,5
13	46	Nathan TYE	GBR	Campos Racing	F4-T421	72	72	1:43.572	0.575	0.051	205,5
14	9	René LAMMERS	NED	MP Motorsport	F4-T421	70	64	1:43.589	0.592	0.017	204,6
15	19	Matus RYBA	SVK	Drivex	F4-T421	73	35	1:43.642	0.645	0.053	205,9
16	27	Lucas FLUXÁ	ESP	KCL MP Motorsport	F4-T421	63	35	1:43.721	0.724	0.079	204,6
17	7	Maciej GLADYSZ	POL	KCL MP Motorsport	F4-T421	43	43	1:43.726	0.729	0.005	204,1
18	69	Maximiliano RESTREPO	COL	Saintéloc Racing	F4-T421	74	74	1:43.836	0.839	0.110	205,1
19	35	Adam HIDEG	HUN	CRAM Motorsport	F4-T421	76	76	1:43.862	0.865	0.026	205,1
20	22	Peter BOUZINELOS	AUS	Rodin Motorsport	F4-T421	79	55	1:43.915	0.918	0.053	204,9
21	44	Ary BANSAL	GBR	Rodin Motorsport	F4-T421	82	59	1:43.977	0.980	0.062	204,6
22	8	Enzo TARNVANICHKUL	THA	Campos Racing	F4-T421	71	71	1:44.006	1.009	0.029	205,8
23	12	Adam AL AZHARI	UAE	Tecnicar	F4-T421	58	20	1:44.028	1.031	0.022	204,2
24	50	Tim GERHARDS	NED	Monlau Motorsport	F4-T421	73	73	1:44.127	1.130	0.099	203,2
25	93	Philippe A KARRAS	FRA	Saintéloc Racing	F4-T421	78	78	1:44.191	1.194	0.064	205,1
26	78	Gabriel GÓMEZ	ITA	TC Racing	F4-T421	79	79	1:44.283	1.286	0.092	204,8
27	77	Lenny RIED	GER	Monlau Motorsport	F4-T421	77	77	1:44.291	1.294	0.008	206,1
28	88	Cristian CANTÚ	MEX	TC Racing	F4-T421	85	85	1:44.397	1.400	0.106	203,8
29	10	Lorenzo CASTILLO	MEX	Tecnicar	F4-T421	65	45	1:44.448	1.451	0.051	205,9
30	6	Sacha VAN'T PAD BOSCH	NED	Tecnicar	F4-T421	45	32	1:44.512	1.515	0.064	203,9
31	37	Filippo FIORENTINO	BRA	CRAM Motorsport	F4-T421	67	67	1:44.684	1.687	0.172	203,6
32	32	Wiktor DOBRZANSKI	POL	Tecnicar	F4-T421	74	40	1:44.709	1.712	0.025	203,4
33	68	Santino PANETTA	ARG	TC Racing	F4-T421	74	74	1:44.820	1.823	0.111	204,7
34	5	Lorenzo CAMPOS	AGO	GRS Team	F4-T421	79	79	1:44.890	1.893	0.070	202,3
35	11	Alexander JACOBY	ESP	GRS Team	F4-T421	71	71	1:45.144	2.147	0.254	202,6
36	29	Joanne CICONTE	AUS	DXR	F4-T421	73	50	1:45.713	2.716	0.569	202,0
37	30	Christian GARDUÑO	MEX	DXR	F4-T421	63	29	1:45.810	2.813	0.097	202,2
38	28	Edoardo IACOBUCCI	ITA	GRS Team	F4-T421	68	68	1:46.513	3.516	0.703	202,3

Circuito de Jerez, 24 DE SEPTIEMBRE DE 2024

Hora:	Hora:	RESULTADOS PUBLICADOS A LAS 17:05 HORAS
-------	-------	---



54

CIRCUITO DE JEREZ - TEST OFICIAL SPANISH FORMULA 4 GRUPO B - SESIÓN 4 VUELTA A VUELTA

Vuelta	3	4	6	9	10	12	14	19	22	27	29	30
1	1:53.722	2:06.340	1:53.907	2:05.897	1:53.810	1:54.196	2:08.355	1:52.122	1:57.784	2:14.360	2:08.338	1:56.686
2	PIT EXIT	1:45.116	1:46.066	1:49.613	1:45.866	1:46.473	1:50.593	1:45.458	1:45.293	1:56.596	1:56.506	1:50.772
3	PIT EXIT	1:44.912	1:45.053	1:45.084	1:45.155	1:45.033	1:44.948	1:46.182	1:44.438	1:49.040	1:48.352	1:47.961
4	PIT EXIT	1:44.674	1:44.594	1:43.939	1:44.997	1:44.871	1:43.671	1:44.814	1:44.341	1:45.662	1:48.200	1:49.063
5	1:53.926	1:45.092	1:44.853	1:43.658	1:44.740	1:44.814	1:43.498	1:44.864	1:43.915*	1:44.502	1:47.508	1:50.414
6	PIT EXIT	1:44.361	1:44.548	1:43.589*	1:44.737	1:51.360	1:43.496*	1:44.856	1:44.893	1:44.346	PIT EXIT	1:47.547
7	1:59.975	1:44.512	1:44.512*	1:43.669	1:45.138	1:44.764	1:43.538	1:45.534	1:47.269	1:44.221	2:10.344	1:47.955
8	1:49.298	1:44.590	1:44.629	1:43.790	1:48.336	1:44.548	1:52.794	1:44.715	1:44.154	1:44.072	1:50.296	1:48.114
9	1:44.661	2:03.770	1:52.371	1:59.739	1:44.812	PIT EXIT	1:43.647	1:44.948	PIT EXIT	1:44.230	1:47.415	1:47.841
10	1:46.386	1:45.009	1:44.794	1:44.223	1:44.900	2:05.115	1:43.716	PIT EXIT	PIT EXIT	1:44.038*	1:46.310	1:47.960
11	1:43.541	PIT EXIT	1:44.516	1:43.940	PIT EXIT	1:50.394	1:43.630	2:04.458	PIT EXIT		1:46.152	PIT EXIT
12	1:43.514	1:56.396	1:44.627	PIT EXIT	PIT EXIT	1:45.073		1:46.973	1:47.469		1:46.074*	1:54.202
13	1:43.476	1:48.206	1:44.731		1:47.718	1:44.665		1:44.267	PIT EXIT		1:47.110	1:49.505
14	1:43.469*	PIT EXIT	PIT EXIT		1:45.878	1:44.442*		1:44.138	1:53.713		1:48.497	1:47.223*
15	1:45.945	1:50.261	1:48.804		1:45.132	1:44.696		1:44.607	1:45.256		1:46.400	1:47.400
16	1:43.684	1:44.128	1:45.077		1:44.959	1:48.761		1:43.992	1:54.747			1:48.100
17	1:43.747	1:43.648	1:44.910		1:45.752	1:52.927		1:43.830*	1:45.160			1:47.730
18	1:43.582	1:43.699	1:44.847		1:44.609*	1:47.577		1:44.192	1:45.780			1:48.158
19		1:43.619*	1:44.744		1:45.154	1:45.084		1:43.838	1:44.285			1:47.596
20		1:43.877	1:44.925		1:44.919	1:45.155		1:44.250	1:44.355			1:47.690
21		1:43.736							1:44.511			1:47.975
22									1:45.633			
23									1:44.769			
24									1:44.391			
25									1:44.203			
26									1:44.770			
27									1:45.013			
28									1:45.112			
29									1:45.160			

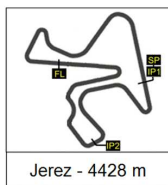
Vuelta	32	33	44	66	71	99						
1	1:52.079	1:55.493	1:58.060	1:50.123	PIT EXIT	1:57.189						
2	1:46.989	1:50.479	1:45.416	1:44.715	PIT EXIT	1:44.933						
3	1:46.866	1:45.699	1:46.106	1:44.808	PIT EXIT	1:45.483						
4	1:48.415	1:44.308	1:44.250	1:56.107	PIT EXIT	1:44.113						
5	PIT EXIT	1:44.964	1:44.172	PIT EXIT	2:03.737	1:45.344						
6	2:00.356	1:44.810	1:43.977*	1:49.963	1:47.644	1:43.918						
7	1:46.940	1:44.653	1:44.527	1:44.279	1:43.786	1:47.151						
8	1:45.427	1:44.875	1:44.463	1:52.233	1:43.381	1:44.013						
9	1:45.080	PIT EXIT	1:44.365	1:44.548	1:43.479	1:43.913*						
10	1:44.850*	1:56.527	PIT EXIT	1:44.137	1:44.105	PIT EXIT						
11	1:44.958	1:45.587	PIT EXIT	PIT EXIT	1:43.370	PIT EXIT						
12	1:45.001	1:48.016	PIT EXIT	1:54.787	1:43.349*	PIT EXIT						
13	1:50.818	1:44.215	PIT EXIT	1:47.068	1:43.771	PIT EXIT						
14	1:45.486	1:44.498	1:47.925	1:44.072*	1:43.725	1:46.554						
15	1:46.440	1:44.419	1:45.261	1:49.256	1:54.616	1:44.743						



54

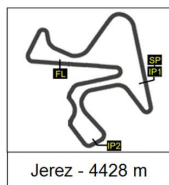
CIRCUITO DE JEREZ - TEST OFICIAL SPANISH FORMULA 4 GRUPO B - SESIÓN 4 VUELTA A VUELTA

Vuelta	32	33	44	66	71	99							
16	1:45.428	1:44.154*	1:45.850	1:44.376	1:43.508	1:44.807							
17	1:46.151	1:44.329	1:44.886	1:44.426		1:44.754							
18	1:45.004		1:44.919	1:50.873		1:44.413							
19			1:45.256			1:44.533							
20			1:44.796			1:44.589							
21			1:45.047			1:45.963							
22			1:44.801			1:44.449							
23			1:45.010			1:44.711							
24			1:45.292			1:45.135							
25			1:44.952										
26			1:45.069										
27			1:45.077										
28			1:45.550										
29			1:44.908										



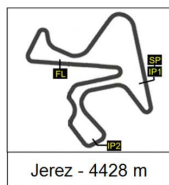
CIRCUITO DE JEREZ - TEST OFICIAL SPANISH FORMULA 4 GRUPO B - SESIÓN 4 ANÁLISIS

Número	3		4		6		9		10		12		14	
Vta	Sector	Vuelta	Sector	Vuelta	Sector	Vuelta	Sector	Vuelta	Sector	Vuelta	Sector	Vuelta	Sector	Vuelta
19	IP1	41.108	41.108	40.027	40.027	40.381	40.381			40.568	40.568	40.543	40.543	
	IP2	29.540	1:10.648	28.621	1:08.648	29.095	1:09.476			29.028	1:09.596	29.113	1:09.656	
	FL		-----	34.971	1:43.619	35.268	1:44.744			35.558	1:45.154	35.428	1:45.084	
20	IP1			40.098	40.098	40.385	40.385			40.613	40.613	40.683	40.683	
	IP2			28.606	1:08.704	29.207	1:09.592			29.033	1:09.646	29.042	1:09.725	
	FL			35.173	1:43.877	35.333	1:44.925			35.273	1:44.919	35.430	1:45.155	
21	IP1			40.126	40.126	40.509	40.509			40.564	40.564	41.442	41.442	
	IP2			28.628	1:08.754	29.122	1:09.631			29.027	1:09.591	30.163	1:11.605	
	FL			34.982	1:43.736		-----				-----		-----	
22	IP1			40.171	40.171									
	IP2			28.722	1:08.893									
	FL				-----									
23	IP1													
	IP2													
	FL													
24	IP1													
	IP2													
	FL													
25	IP1													
	IP2													
	FL													
26	IP1													
	IP2													
	FL													
27	IP1													
	IP2													
	FL													
28	IP1													
	IP2													
	FL													
29	IP1													
	IP2													
	FL													



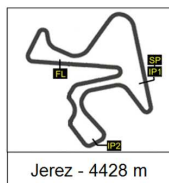
CIRCUITO DE JEREZ - TEST OFICIAL SPANISH FORMULA 4 GRUPO B - SESIÓN 4 ANÁLISIS

Número	19		22		27		29		30		32		33	
Vta	Sector	Vuelta	Sector	Vuelta	Sector	Vuelta	Sector	Vuelta	Sector	Vuelta	Sector	Vuelta	Sector	Vuelta
19	IP1	40.074	40.074	40.437	40.437					41.775	41.775	40.684	40.684	
	IP2	28.846	1:08.920	28.886	1:09.323					29.774	1:11.549	29.244	1:09.928	
	FL	34.918	1:43.838	34.962	1:44.285					36.047	1:47.596		-----	
20	IP1	40.207	40.207	40.396	40.396					41.339	41.339			
	IP2	28.804	1:09.011	28.841	1:09.237					30.206	1:11.545			
	FL	35.239	1:44.250	35.118	1:44.355					36.145	1:47.690			
21	IP1	41.295	41.295	40.530	40.530					42.237	42.237			
	IP2	30.373	1:11.668	28.912	1:09.442					29.790	1:12.027			
	FL		-----	35.069	1:44.511					35.948	1:47.975			
22	IP1			41.293	41.293					41.741	41.741			
	IP2			29.276	1:10.569					30.097	1:11.838			
	FL			35.064	1:45.633						-----			
23	IP1			40.493	40.493									
	IP2			29.071	1:09.564									
	FL			35.205	1:44.769									
24	IP1			40.462	40.462									
	IP2			28.876	1:09.338									
	FL			35.053	1:44.391									
25	IP1			40.405	40.405									
	IP2			28.865	1:09.270									
	FL			34.933	1:44.203									
26	IP1			40.437	40.437									
	IP2			29.026	1:09.463									
	FL			35.307	1:44.770									
27	IP1			40.576	40.576									
	IP2			29.296	1:09.872									
	FL			35.141	1:45.013									
28	IP1			40.635	40.635									
	IP2			29.003	1:09.638									
	FL			35.474	1:45.112									
29	IP1			40.535	40.535									
	IP2			28.917	1:09.452									
	FL			35.708	1:45.160									



CIRCUITO DE JEREZ - TEST OFICIAL SPANISH FORMULA 4 GRUPO B - SESIÓN 4 ANÁLISIS

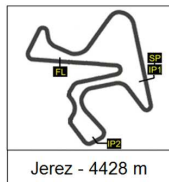
Número	44		66		71		99		0		0		0		
	Vta	Sector	Vuelta	Sector	Vuelta	Sector	Vuelta	Sector	Vuelta	Sector	Vuelta	Sector	Vuelta	Sector	Vuelta
1	IP1	47.763	47.763	44.620	44.620	44.561	44.561	46.934	46.934						
	IP2	33.141	1:20.904	29.877	1:14.497	31.637	1:16.198	32.648	1:19.582						
	FL	37.156	1:58.060	35.626	1:50.123	1:04.20	PIT EXIT	37.607	1:57.189						
2	IP1	40.880	40.880	40.636	40.636	48.566	48.566	40.719	40.719						
	IP2	29.479	1:10.359	28.884	1:09.520	29.475	1:18.041	29.128	1:09.847						
	FL	35.057	1:45.416	35.195	1:44.715	1:01.50	PIT EXIT	35.086	1:44.933						
3	IP1	40.461	40.461	40.522	40.522	50.877	50.877	41.390	41.390						
	IP2	30.262	1:10.723	29.053	1:09.575	29.137	1:20.014	29.036	1:10.426						
	FL	35.383	1:46.106	35.233	1:44.808	55.236	PIT EXIT	35.057	1:45.483						
4	IP1	40.357	40.357	40.583	40.583	50.781	50.781	40.164	40.164						
	IP2	28.972	1:09.329	31.958	1:12.541	29.314	1:20.095	29.019	1:09.183						
	FL	34.921	1:44.250	43.566	1:56.107	20:49.2	PIT EXIT	34.930	1:44.113						
5	IP1	40.061	40.061	47.974	47.974	51.878	51.878	40.162	40.162						
	IP2	28.970	1:09.031	29.509	1:17.483	33.484	1:25.362	29.286	1:09.448						
	FL	35.141	1:44.172	3:47.71	PIT EXIT	38.375	2:03.737	35.896	1:45.344						
6	IP1	40.202	40.202	43.800	43.800	42.557	42.557	40.283	40.283						
	IP2	28.905	1:09.107	29.854	1:13.654	29.823	1:12.380	28.831	1:09.114						
	FL	34.870	1:43.977	36.309	1:49.963	35.264	1:47.644	34.804	1:43.918						
7	IP1	40.160	40.160	40.285	40.285	40.202	40.202	40.999	40.999						
	IP2	28.929	1:09.089	28.890	1:09.175	28.763	1:08.965	30.783	1:11.782						
	FL	35.438	1:44.527	35.104	1:44.279	34.821	1:43.786	35.369	1:47.151						
8	IP1	40.277	40.277	42.318	42.318	39.930	39.930	40.183	40.183						
	IP2	29.064	1:09.341	33.504	1:15.822	28.751	1:08.681	28.836	1:09.019						
	FL	35.122	1:44.463	36.411	1:52.233	34.700	1:43.381	34.994	1:44.013						
9	IP1	40.272	40.272	40.303	40.303	39.823	39.823	40.059	40.059						
	IP2	29.016	1:09.288	29.017	1:09.320	28.735	1:08.558	28.818	1:08.877						
	FL	35.077	1:44.365	35.228	1:44.548	34.921	1:43.479	35.036	1:43.913						
10	IP1	40.510	40.510	40.367	40.367	39.953	39.953	40.128	40.128						
	IP2	29.161	1:09.671	28.800	1:09.167	28.596	1:08.549	28.947	1:09.075						
	FL	8:17.43	PIT EXIT	34.970	1:44.137	35.556	1:44.105	17:07.0	PIT EXIT						
11	IP1	47.492	47.492	40.816	40.816	40.069	40.069	45.836	45.836						
	IP2	31.738	1:19.230	29.007	1:09.823	28.560	1:08.629	30.035	1:15.871						
	FL	53.106	PIT EXIT	8:17.21	PIT EXIT	34.741	1:43.370	59.937	PIT EXIT						
12	IP1	47.322	47.322	47.844	47.844	39.946	39.946	44.323	44.323						
	IP2	29.948	1:17.270	30.692	1:18.536	28.591	1:08.537	29.226	1:13.549						
	FL	1:25.09	PIT EXIT	36.251	1:54.787	34.812	1:43.349	1:20.43	PIT EXIT						
13	IP1	47.869	47.869	41.026	41.026	39.974	39.974	43.143	43.143						
	IP2	30.475	1:18.344	29.310	1:10.336	28.879	1:08.853	29.247	1:12.390						
	FL	1:12.30	PIT EXIT	36.732	1:47.068	34.918	1:43.771	1:15.00	PIT EXIT						
14	IP1	43.116	43.116	40.250	40.250	39.998	39.998	42.433	42.433						
	IP2	29.492	1:12.608	28.724	1:08.974	28.735	1:08.733	28.959	1:11.392						
	FL	35.317	1:47.925	35.098	1:44.072	34.992	1:43.725	35.162	1:46.554						
15	IP1	40.649	40.649	42.862	42.862	44.590	44.590	40.278	40.278						
	IP2	29.344	1:09.993	29.619	1:12.481	33.977	1:18.567	29.077	1:09.355						
	FL	35.268	1:45.261	36.775	1:49.256	36.049	1:54.616	35.388	1:44.743						
16	IP1	40.565	40.565	40.285	40.285	39.998	39.998	40.644	40.644						
	IP2	29.764	1:10.329	28.970	1:09.255	28.681	1:08.679	28.964	1:09.608						
	FL	35.521	1:45.850	35.121	1:44.376	34.829	1:43.508	35.199	1:44.807						
17	IP1	40.452	40.452	40.463	40.463	40.688	40.688	40.574	40.574						
	IP2	29.222	1:09.674	28.877	1:09.340	30.882	1:11.570	28.961	1:09.535						
	FL	35.212	1:44.886	35.086	1:44.426		-----	35.219	1:44.754						
18	IP1	40.540	40.540	40.235	40.235			40.358	40.358						
	IP2	29.090	1:09.630	29.888	1:10.123			28.968	1:09.326						
	FL	35.289	1:44.919	40.750	1:50.873			35.087	1:44.413						



55³

CIRCUITO DE JEREZ - TEST OFICIAL SPANISH FORMULA 4 GRUPO B - SESIÓN 4 ANÁLISIS

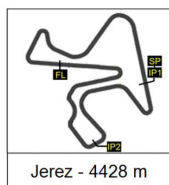
Número	44		66		71		99		0		0		0	
Vta	Sector	Vuelta	Sector	Vuelta	Sector	Vuelta	Sector	Vuelta	Sector	Vuelta	Sector	Vuelta	Sector	Vuelta
19	IP1	40.699	40.699	40.114	40.114			40.399	40.399					
	IP2	29.134	1:09.833	28.932	1:09.046			29.029	1:09.428					
	FL	35.423	1:45.256		-----			35.105	1:44.533					
20	IP1	40.407	40.407					40.457	40.457					
	IP2	29.222	1:09.629					29.073	1:09.530					
	FL	35.167	1:44.796					35.059	1:44.589					
21	IP1	40.528	40.528					40.413	40.413					
	IP2	29.294	1:09.822					29.199	1:09.612					
	FL	35.225	1:45.047					36.351	1:45.963					
22	IP1	40.415	40.415					40.334	40.334					
	IP2	29.101	1:09.516					29.022	1:09.356					
	FL	35.285	1:44.801					35.093	1:44.449					
23	IP1	40.498	40.498					40.595	40.595					
	IP2	29.140	1:09.638					29.032	1:09.627					
	FL	35.372	1:45.010					35.084	1:44.711					
24	IP1	40.606	40.606					40.613	40.613					
	IP2	29.217	1:09.823					29.190	1:09.803					
	FL	35.469	1:45.292					35.332	1:45.135					
25	IP1	40.463	40.463					44.391	44.391					
	IP2	29.218	1:09.681					32.619	1:17.010					
	FL	35.271	1:44.952						-----					
26	IP1	40.552	40.552											
	IP2	29.215	1:09.767											
	FL	35.302	1:45.069											
27	IP1	40.478	40.478											
	IP2	29.276	1:09.754											
	FL	35.323	1:45.077											
28	IP1	40.806	40.806											
	IP2	29.484	1:10.290											
	FL	35.260	1:45.550											
29	IP1	40.401	40.401											
	IP2	29.356	1:09.757											
	FL	35.151	1:44.908											



56

CIRCUITO DE JEREZ - TEST OFICIAL SPANISH FORMULA 4 GRUPO B - SESIÓN 4 40 MEJORES VUELTAS

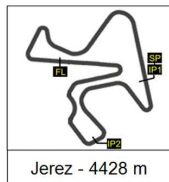
Dorsal	Piloto	Nat	Equipo	Maq.	Hora	Vuelta	Tiempo
71	Mattia COLNAGHI	ITA	KCL MP Motorsport	F4-T421	16:45:51	12	1:43.349
71	Mattia COLNAGHI	ITA	KCL MP Motorsport	F4-T421	16:44:07	11	1:43.370
71	Mattia COLNAGHI	ITA	KCL MP Motorsport	F4-T421	16:38:56	8	1:43.381
3	Griffin PEEBLES	AUS	MP Motorsport	F4-T421	16:45:38	14	1:43.469
3	Griffin PEEBLES	AUS	MP Motorsport	F4-T421	16:43:54	13	1:43.476
71	Mattia COLNAGHI	ITA	KCL MP Motorsport	F4-T421	16:40:40	9	1:43.479
14	Keanu AL AZHARI	UAE	MP Motorsport	F4-T421	16:41:60	6	1:43.496
14	Keanu AL AZHARI	UAE	MP Motorsport	F4-T421	16:40:17	5	1:43.498
71	Mattia COLNAGHI	ITA	KCL MP Motorsport	F4-T421	16:52:56	16	1:43.508
3	Griffin PEEBLES	AUS	MP Motorsport	F4-T421	16:42:11	12	1:43.514
14	Keanu AL AZHARI	UAE	MP Motorsport	F4-T421	16:43:44	7	1:43.538
3	Griffin PEEBLES	AUS	MP Motorsport	F4-T421	16:40:27	11	1:43.541
3	Griffin PEEBLES	AUS	MP Motorsport	F4-T421	16:52:35	18	1:43.582
9	René LAMMERS	NED	MP Motorsport	F4-T421	16:42:02	6	1:43.589
4	Juan COTA	ESP	Drivex	F4-T421	16:44:57	19	1:43.619
14	Keanu AL AZHARI	UAE	MP Motorsport	F4-T421	16:50:47	11	1:43.630
14	Keanu AL AZHARI	UAE	MP Motorsport	F4-T421	16:47:20	9	1:43.647
4	Juan COTA	ESP	Drivex	F4-T421	16:41:30	17	1:43.648
9	René LAMMERS	NED	MP Motorsport	F4-T421	16:40:18	5	1:43.658
9	René LAMMERS	NED	MP Motorsport	F4-T421	16:43:46	7	1:43.669
14	Keanu AL AZHARI	UAE	MP Motorsport	F4-T421	16:38:33	4	1:43.671
3	Griffin PEEBLES	AUS	MP Motorsport	F4-T421	16:49:08	16	1:43.684
4	Juan COTA	ESP	Drivex	F4-T421	16:43:13	18	1:43.699
14	Keanu AL AZHARI	UAE	MP Motorsport	F4-T421	16:49:04	10	1:43.716
71	Mattia COLNAGHI	ITA	KCL MP Motorsport	F4-T421	16:49:18	14	1:43.725
4	Juan COTA	ESP	Drivex	F4-T421	16:48:25	21	1:43.736
3	Griffin PEEBLES	AUS	MP Motorsport	F4-T421	16:50:51	17	1:43.747
71	Mattia COLNAGHI	ITA	KCL MP Motorsport	F4-T421	16:47:34	13	1:43.771
71	Mattia COLNAGHI	ITA	KCL MP Motorsport	F4-T421	16:37:13	7	1:43.786
9	René LAMMERS	NED	MP Motorsport	F4-T421	16:45:29	8	1:43.790
19	Matus RYBA	SVK	Drivex	F4-T421	16:43:53	17	1:43.830
19	Matus RYBA	SVK	Drivex	F4-T421	16:47:21	19	1:43.838
4	Juan COTA	ESP	Drivex	F4-T421	16:46:41	20	1:43.877
99	Thomas STRAUVEN	BEL	Rodin Motorsport	F4-T421	16:16:09	9	1:43.913
22	Peter BOUZINELOS	AUS	Rodin Motorsport	F4-T421	16:09:27	5	1:43.915
99	Thomas STRAUVEN	BEL	Rodin Motorsport	F4-T421	16:10:54	6	1:43.918
9	René LAMMERS	NED	MP Motorsport	F4-T421	16:38:35	4	1:43.939
9	René LAMMERS	NED	MP Motorsport	F4-T421	16:50:57	11	1:43.940
44	Ary BANSAL	GBR	Rodin Motorsport	F4-T421	16:10:58	6	1:43.977
19	Matus RYBA	SVK	Drivex	F4-T421	16:42:09	16	1:43.992



57

CIRCUITO DE JEREZ - TEST OFICIAL SPANISH FORMULA 4 GRUPO B - SESIÓN 4 TOP CINCO VUELTAS

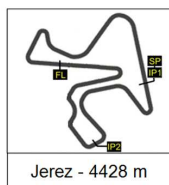
Piloto	Nat	Equipo	Top Five Laps				
71	Mattia COLNAGHI	ITA KCL MP Motorsport	1:43.349	1:43.370	1:43.381	1:43.479	1:43.508
3	Griffin PEEBLES	AUS MP Motorsport	1:43.469	1:43.476	1:43.514	1:43.541	1:43.582
14	Keanu AL AZHARI	UAE MP Motorsport	1:43.496	1:43.498	1:43.538	1:43.630	1:43.647
9	René LAMMERS	NED MP Motorsport	1:43.589	1:43.658	1:43.669	1:43.790	1:43.939
4	Juan COTA	ESP Drivex	1:43.619	1:43.648	1:43.699	1:43.736	1:43.877
19	Matus RYBA	SVK Drivex	1:43.830	1:43.838	1:43.992	1:44.138	1:44.192
99	Thomas STRAUVEN	BEL Rodin Motorsport	1:43.913	1:43.918	1:44.013	1:44.113	1:44.413
22	Peter BOUZINELOS	AUS Rodin Motorsport	1:43.915	1:44.154	1:44.203	1:44.285	1:44.341
44	Ary BANSAL	GBR Rodin Motorsport	1:43.977	1:44.172	1:44.250	1:44.365	1:44.463
27	Lucas FLUXÁ	ESP KCL MP Motorsport	1:44.038	1:44.072	1:44.221	1:44.230	1:44.346
66	Francisco MACEDO	POR DXR	1:44.072	1:44.137	1:44.279	1:44.376	1:44.426
33	Christopher EL FEGHALI	LEB Drivex	1:44.154	1:44.215	1:44.308	1:44.329	1:44.419
12	Adam AL AZHARI	UAE Tecnicar	1:44.442	1:44.548	1:44.665	1:44.696	1:44.764
6	Sacha VAN'T PAD BOSC	NED Tecnicar	1:44.512	1:44.516	1:44.548	1:44.594	1:44.627
10	Lorenzo CASTILLO	MEX Tecnicar	1:44.609	1:44.737	1:44.740	1:44.812	1:44.900
32	Wiktor DOBRZANSKI	POL Tecnicar	1:44.850	1:44.958	1:45.001	1:45.004	1:45.080
29	Joanne CICONTE	AUS DXR	1:46.074	1:46.152	1:46.310	1:46.400	1:47.110
30	Christian GARDUÑO	MEX DXR	1:47.223	1:47.400	1:47.547	1:47.596	1:47.690



58

CIRCUITO DE JEREZ - TEST OFICIAL SPANISH FORMULA 4
GRUPO B - SESIÓN 4
40 MEJORES VELOCIDADES MÁXIMAS

Dorsal	Piloto	Nat	Equipo	Maq.	Hora	Vuelta	Vmax
71	Mattia COLNAGHI	ITA	KCL MP Motorsport	F4-T421	16:46:31	12	204,4
12	Adam AL AZHARI	UAE	Tecnicar	F4-T421	16:13:51	7	204,2
71	Mattia COLNAGHI	ITA	KCL MP Motorsport	F4-T421	16:41:20	9	203,9
71	Mattia COLNAGHI	ITA	KCL MP Motorsport	F4-T421	16:39:36	8	203,9
3	Griffin PEEBLES	AUS	MP Motorsport	F4-T421	16:49:47	16	203,9
3	Griffin PEEBLES	AUS	MP Motorsport	F4-T421	16:44:34	13	203,7
44	Ary BANSAL	GBR	Rodin Motorsport	F4-T421	16:13:23	7	203,5
66	Francisco MACEDO	POR	DXR	F4-T421	16:45:27	18	203,5
3	Griffin PEEBLES	AUS	MP Motorsport	F4-T421	16:51:31	17	203,5
3	Griffin PEEBLES	AUS	MP Motorsport	F4-T421	16:46:18	14	203,5
3	Griffin PEEBLES	AUS	MP Motorsport	F4-T421	16:37:37	9	203,5
19	Matus RYBA	SVK	Drivex	F4-T421	16:14:15	7	203,5
19	Matus RYBA	SVK	Drivex	F4-T421	16:46:17	18	203,4
19	Matus RYBA	SVK	Drivex	F4-T421	16:08:60	4	203,4
33	Christopher EL FEGHALI	LEB	Drivex	F4-T421	16:38:08	12	203,3
33	Christopher EL FEGHALI	LEB	Drivex	F4-T421	16:39:52	13	203,2
71	Mattia COLNAGHI	ITA	KCL MP Motorsport	F4-T421	16:44:47	11	203,2
4	Juan COTA	ESP	Drivex	F4-T421	16:08:18	4	203,1
71	Mattia COLNAGHI	ITA	KCL MP Motorsport	F4-T421	16:48:14	13	203,0
9	René LAMMERS	NED	MP Motorsport	F4-T421	16:39:15	4	202,9
22	Peter BOUZINELOS	AUS	Rodin Motorsport	F4-T421	16:13:40	7	202,9
99	Thomas STRAUVEN	BEL	Rodin Motorsport	F4-T421	16:08:05	4	202,8
33	Christopher EL FEGHALI	LEB	Drivex	F4-T421	16:14:10	6	202,8
9	René LAMMERS	NED	MP Motorsport	F4-T421	16:40:58	5	202,7
66	Francisco MACEDO	POR	DXR	F4-T421	16:14:34	5	202,7
71	Mattia COLNAGHI	ITA	KCL MP Motorsport	F4-T421	16:51:53	15	202,7
19	Matus RYBA	SVK	Drivex	F4-T421	16:12:30	6	202,7
14	Keanu AL AZHARI	UAE	MP Motorsport	F4-T421	16:46:16	8	202,6
44	Ary BANSAL	GBR	Rodin Motorsport	F4-T421	16:08:10	4	202,6
32	Wiktor DOBRZANSKI	POL	Tecnicar	F4-T421	16:39:25	17	202,6
4	Juan COTA	ESP	Drivex	F4-T421	16:45:37	19	202,6
3	Griffin PEEBLES	AUS	MP Motorsport	F4-T421	16:41:07	11	202,6
22	Peter BOUZINELOS	AUS	Rodin Motorsport	F4-T421	16:51:49	23	202,6
19	Matus RYBA	SVK	Drivex	F4-T421	16:39:21	14	202,6
9	René LAMMERS	NED	MP Motorsport	F4-T421	16:37:31	3	202,5
32	Wiktor DOBRZANSKI	POL	Tecnicar	F4-T421	16:25:16	9	202,5
4	Juan COTA	ESP	Drivex	F4-T421	16:47:21	20	202,5
14	Keanu AL AZHARI	UAE	MP Motorsport	F4-T421	16:51:28	11	202,4
71	Mattia COLNAGHI	ITA	KCL MP Motorsport	F4-T421	16:36:09	6	202,3
3	Griffin PEEBLES	AUS	MP Motorsport	F4-T421	16:39:24	10	202,3



CIRCUITO DE JEREZ - TEST OFICIAL SPANISH FORMULA 4
GRUPO B - SESIÓN 4
TOP CINCO MEJORES VELOCIDADES MÁXIMAS

Piloto	Nat	Equipo	Top Five Vmax				
71 Mattia COLNAGHI	ITA	KCL MP Motorsport	204,4	203,9	203,9	203,2	203,0
12 Adam AL AZHARI	UAE	Tecnicar	204,2	202,1	200,8	200,7	200,7
3 Griffin PEEBLES	AUS	MP Motorsport	203,9	203,7	203,5	203,5	203,5
19 Matus RYBA	SVK	Drivex	203,5	203,4	203,4	202,7	202,6
66 Francisco MACEDO	POR	DXR	203,5	202,7	201,8	201,4	201,3
44 Ary BANSAL	GBR	Rodin Motorsport	203,5	202,6	202,0	201,9	201,8
33 Christopher EL FEGHALI	LEB	Drivex	203,3	203,2	202,8	201,5	201,0
4 Juan COTA	ESP	Drivex	203,1	202,6	202,5	201,9	201,6
9 René LAMMERS	NED	MP Motorsport	202,9	202,7	202,5	201,9	201,7
22 Peter BOUZINELOS	AUS	Rodin Motorsport	202,9	202,6	201,2	201,0	200,8
99 Thomas STRAUVEN	BEL	Rodin Motorsport	202,8	201,8	201,2	200,9	200,8
32 Wiktor DOBRZANSKI	POL	Tecnicar	202,6	202,5	200,8	200,8	199,4
14 Keanu AL AZHARI	UAE	MP Motorsport	202,6	202,4	202,2	202,0	202,0
10 Lorenzo CASTILLO	MEX	Tecnicar	202,2	201,6	201,3	200,3	200,2
27 Lucas FLUXÁ	ESP	KCL MP Motorsport	201,4	201,3	200,9	200,1	200,1
6 Sacha VAN'T PAD BOSC	NED	Tecnicar	201,3	200,9	200,7	199,9	199,9
30 Christian GARDUÑO	MEX	DXR	200,7	199,6	199,3	199,0	198,6
29 Joanne CICONTE	AUS	DXR	199,6	199,6	198,9	198,3	198,0