

67

CIRCUITO DE JEREZ - TEST OFICIAL SPANISH FORMULA 4 GRUPO A - SESIÓN 5 RESULTADOS ENTRENAMIENTOS

CONDICIONES ATMOSFERICAS: **Soleado**ESTADO DE LA PISTA: **Seca**

Ord.	#	Piloto	Licencia	Club	Marca	NV	VR	Tiempo	Gap	Intv	VMax
1	23	Jan PRZYROWSKI	POL	Griffin Core by Campos	F4-T421	20	15	1:43.255	----	----	204,0
2	48	James EGOZI	ITA	Campos Racing	F4-T421	20	16	1:43.466	0.211	0.211	205,8
3	24	Ernesto RIVERA	MEX	Griffin Core by Campos	F4-T421	21	17	1:43.503	0.248	0.037	203,7
4	46	Nathan TYE	GBR	Campos Racing	F4-T421	21	17	1:43.613	0.358	0.110	205,9
5	21	Yevan DAVID	SRI	Saintéloc Racing	F4-T421	18	15	1:43.682	0.427	0.069	203,9
6	35	Adam HIDEG	HUN	CRAM Motorsport	F4-T421	19	17	1:43.766	0.511	0.084	204,5
7	77	Lenny RIED	GER	Monlau Motorsport	F4-T421	21	16	1:43.786	0.531	0.020	203,9
8	93	Philippe A KARRAS	FRA	Saintéloc Racing	F4-T421	19	19	1:43.809	0.554	0.023	203,5
9	18	Andrés CÁRDENAS	PER	Griffin Core by Campos	F4-T421	20	9	1:43.871	0.616	0.062	204,8
10	69	Maximiliano RESTREPO	COL	Saintéloc Racing	F4-T421	18	14	1:43.962	0.707	0.091	203,9
11	78	Gabriel GÓMEZ	ITA	TC Racing	F4-T421	23	6	1:44.072	0.817	0.110	202,5
12	37	Filippo FIORENTINO	BRA	CRAM Motorsport	F4-T421	24	14	1:44.080	0.825	0.008	202,0
13	50	Tim GERHARDS	NED	Monlau Motorsport	F4-T421	22	21	1:44.233	0.978	0.153	201,3
14	88	Cristian CANTÚ	MEX	TC Racing	F4-T421	21	17	1:44.344	1.089	0.111	200,6
15	68	Santino PANETTA	ARG	TC Racing	F4-T421	23	14	1:44.496	1.241	0.152	203,5
16	5	Lorenzo CAMPOS	AGO	GRS Team	F4-T421	20	17	1:44.731	1.476	0.235	202,6
17	11	Alexander JACOBY	ESP	GRS Team	F4-T421	21	19	1:44.799	1.544	0.068	201,8
18	8	Enzo TARNVANICHKUL	THA	Campos Racing	F4-T421	12	6	1:44.874	1.619	0.075	202,9
19	28	Edoardo IACOBUCCI	ITA	GRS Team	F4-T421	18	18	1:46.733	3.478	1.859	200,3

Circuito de Jerez, 25 DE SEPTIEMBRE DE 2024

Hora:	Hora:	RESULTADOS PUBLICADOS A LAS 10:58 HORAS
-------	-------	---



68

CIRCUITO DE JEREZ - TEST OFICIAL SPANISH FORMULA 4 GRUPO A - SESIÓN 5 VUELTA A VUELTA

Vuelta	5	8	11	18	21	23	24	28	35	37	46	48
1	2:10.909	1:59.309	2:03.682	1:54.296	1:58.599	1:53.118	2:03.762	2:06.703	PIT EXIT	PIT EXIT	1:54.422	1:57.677
2	1:51.966	1:46.554	1:48.734	1:47.693	1:47.911	1:46.764	1:52.100	1:52.754	1:55.036	1:55.462	1:46.747	1:49.558
3	1:46.755	1:45.982	1:47.034	1:44.835	1:44.835	1:44.911	1:44.997	1:51.478	1:46.346	1:46.853	1:44.756	1:44.684
4	1:46.171	1:46.008	1:46.688	1:44.181	1:44.792	1:45.422	1:44.252	1:50.658	1:44.702	1:46.041	1:45.205	1:43.957
5	1:45.854	1:44.976	1:46.289	1:43.889	1:44.242	1:44.025	1:44.223	1:48.607	1:44.357	1:45.451	1:44.430	1:43.961
6	1:45.195	1:44.874*	1:46.694	1:43.973	1:44.254	1:43.749	1:44.062	1:48.754	1:46.362	1:48.718	1:44.084	1:47.138
7	1:45.287	PIT EXIT	1:46.172	1:43.988	1:44.415	1:43.579	1:43.972	1:47.510	1:44.361	1:45.399	1:44.120	1:44.101
8	PIT EXIT	1:48.569	1:45.757	1:44.423	1:44.395	1:43.669	1:43.889	1:47.750	1:44.133	PIT EXIT	1:43.943	1:44.214
9	2:14.353	1:45.465	1:45.806	1:43.871*	PIT EXIT	1:43.681	1:43.984	PIT EXIT	1:44.316	PIT EXIT	1:43.746	1:43.921
10	1:55.382	1:45.227	PIT EXIT	PIT EXIT	1:59.887	PIT EXIT	1:43.913	2:13.693	PIT EXIT	1:49.604	1:45.911	1:43.826
11	1:46.422	PIT EXIT	2:06.010	1:56.954	1:49.545	1:55.352	1:44.121	1:54.316	PIT EXIT	1:45.171	1:43.938	PIT EXIT
12	1:44.972	1:52.243	1:50.258	1:47.982	1:44.570	1:46.365	PIT EXIT	1:48.963	2:08.028	1:44.790	PIT EXIT	PIT EXIT
13	1:45.307		1:46.063	1:48.549	1:43.695	1:43.881	1:59.694	1:48.291	1:45.438	1:44.869	1:59.587	1:51.780
14	1:44.796		1:45.558	1:44.370	1:43.749	1:43.660	1:48.258	1:47.717	1:44.268	1:44.080*	1:51.652	1:45.809
15	1:44.935		1:45.087	1:43.967	1:43.682*	1:43.255*	1:44.213	1:47.855	1:43.944	PIT EXIT	1:46.072	1:43.677
16	1:44.746		1:44.939	1:44.001	1:43.797	1:43.389	1:44.497	1:47.220	1:43.881	PIT EXIT	1:43.808	1:43.466*
17	1:44.731*		1:45.023	1:44.009	1:51.068	1:43.302	1:43.503*	1:46.805	1:43.766*	1:49.624	1:43.613*	1:47.722
18	1:44.767		1:45.008	1:45.879	1:43.768	1:43.404	1:43.696	1:46.733*	1:43.831	1:45.050	1:43.768	1:43.718
19	1:44.904		1:44.799*	1:44.033		1:43.417	1:43.557		1:43.945	1:44.783	1:46.006	1:43.555
20	1:44.971		1:44.915	1:44.547		1:43.670	1:44.275			1:50.164	1:43.640	1:43.698
21			1:45.906				1:43.812			1:44.420	1:43.754	
22										1:44.909		
23										1:44.246		
24										1:44.417		

Vuelta	50	68	69	77	78	88	93					
1	2:00.208	1:59.382	1:54.048	1:54.424	2:01.794	1:59.764	2:00.599					
2	1:46.881	1:59.140	1:45.998	1:46.290	1:58.547	1:59.024	1:49.315					
3	1:45.103	1:46.567	1:45.356	1:44.909	1:46.584	1:49.168	1:45.503					
4	1:44.718	1:45.585	1:44.595	1:45.907	1:45.125	1:46.271	1:45.019					
5	1:44.544	1:45.283	1:44.400	1:44.647	1:44.345	1:45.894	1:44.429					
6	1:44.554	1:45.214	1:44.478	1:44.678	1:44.072*	1:45.792	1:44.463					
7	1:44.497	1:45.297	1:44.436	1:44.649	1:44.290	1:45.870	1:44.540					
8	1:44.667	PIT EXIT	1:44.337	1:45.047	1:44.195	PIT EXIT	1:44.405					
9	1:44.728	2:07.908	PIT EXIT	1:44.569	1:47.529	1:50.511	1:44.353					
10	PIT EXIT	1:49.444	1:59.495	PIT EXIT	1:44.245	1:46.002	PIT EXIT					
11	1:59.259	1:46.446	1:49.209	1:55.892	1:44.295	PIT EXIT	2:01.391					
12	1:47.321	1:45.576	1:45.807	1:46.790	PIT EXIT	2:05.901	1:52.672					
13	1:45.151	1:44.881	1:44.078	1:45.937	2:03.869	1:48.726	1:44.782					
14	1:44.354	1:44.496*	1:43.962*	1:44.562	1:53.782	1:45.330	1:43.869					
15	1:44.290	1:44.772	1:47.311	1:43.935	1:45.902	1:44.601	1:43.847					
16	1:44.286	PIT EXIT	1:44.246	1:43.786*	1:44.318	1:44.684	1:43.814					
17	1:44.454	1:53.492	1:43.996	1:44.084	1:44.249	1:44.344*	1:47.666					
18	1:44.334	1:45.403	1:44.232	1:44.055	1:44.188	1:44.626	1:43.923					
19	1:58.714	1:44.910		1:48.434	1:44.232	1:44.352	1:43.809*					
20	1:44.392	1:44.898		1:44.169	1:44.114	1:44.455						
21	1:44.233*	1:44.772		1:44.017	1:44.494	1:44.374						



68

CIRCUITO DE JEREZ - TEST OFICIAL SPANISH FORMULA 4 GRUPO A - SESIÓN 5 VUELTA A VUELTA

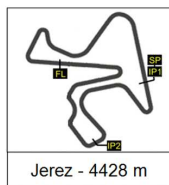
Vuelta	50	68	69	77	78	88	93					
22	1:44.271	1:45.051			1:54.240							
23		1:44.948			1:44.538							





CIRCUITO DE JEREZ - TEST OFICIAL SPANISH FORMULA 4
GRUPO A - SESIÓN 5
ANÁLISIS

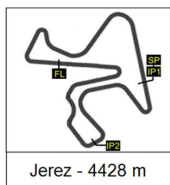
Número	5		8		11		18		21		23		24	
Vta	Sector	Vuelta	Sector	Vuelta	Sector	Vuelta	Sector	Vuelta	Sector	Vuelta	Sector	Vuelta	Sector	Vuelta
19	IP1	40.516	40.516		40.413	40.413	40.147	40.147	48.135	48.135	39.970	39.970	40.020	40.020
	IP2	29.154	1:09.670		29.143	1:09.556	28.821	1:08.968	36.666	1:24.801	28.663	1:08.633	28.694	1:08.714
	FL	35.234	1:44.904		35.243	1:44.799	35.065	1:44.033		-----	34.784	1:43.417	34.843	1:43.557
20	IP1	40.476	40.476		40.499	40.499	40.310	40.310			40.136	40.136	40.129	40.129
	IP2	29.230	1:09.706		29.181	1:09.680	28.981	1:09.291			28.650	1:08.786	28.658	1:08.787
	FL	35.265	1:44.971		35.235	1:44.915	35.256	1:44.547			34.884	1:43.670	35.488	1:44.275
21	IP1	43.886	43.886		40.459	40.459	40.219	40.219			40.029	40.029	40.004	40.004
	IP2	31.961	1:15.847		29.272	1:09.731	28.943	1:09.162			28.745	1:08.774	28.748	1:08.752
	FL		-----		36.175	1:45.906		-----				-----	35.060	1:43.812
22	IP1				40.664	40.664							40.030	40.030
	IP2				29.302	1:09.966							28.844	1:08.874
	FL					-----								-----
23	IP1													
	IP2													
	FL													
24	IP1													
	IP2													
	FL													



2
69

CIRCUITO DE JEREZ - TEST OFICIAL SPANISH FORMULA 4 GRUPO A - SESIÓN 5 ANÁLISIS

Número	28		35		37		46		48		50		68		
	Vta	Sector	Vuelta	Sector	Vuelta	Sector	Vuelta	Sector	Vuelta	Sector	Vuelta	Sector	Vuelta		
19	IP1	42.027	42.027	40.137	40.137	40.268	40.268	40.007	40.007	40.017	40.017	49.844	49.844	40.486	40.486
	IP2	30.327	1:12.354	28.883	1:09.020	29.264	1:09.532	30.081	1:10.088	28.715	1:08.732	33.542	1:23.386	29.138	1:09.624
	FL		-----	34.925	1:43.945	35.251	1:44.783	35.918	1:46.006	34.823	1:43.555	35.328	1:58.714	35.286	1:44.910
20	IP1			40.125	40.125	40.619	40.619	40.088	40.088	40.026	40.026	40.478	40.478	40.415	40.415
	IP2			28.834	1:08.959	29.058	1:09.677	28.796	1:08.884	28.758	1:08.784	28.882	1:09.360	29.001	1:09.416
	FL				-----	40.487	1:50.164	34.756	1:43.640	34.914	1:43.698	35.032	1:44.392	35.482	1:44.898
21	IP1					40.466	40.466	40.075	40.075	40.132	40.132	40.269	40.269	40.289	40.289
	IP2					28.857	1:09.323	28.793	1:08.868	29.168	1:09.300	28.927	1:09.196	29.133	1:09.422
	FL					35.097	1:44.420	34.886	1:43.754		-----	35.037	1:44.233	35.350	1:44.772
22	IP1					40.301	40.301	40.110	40.110			40.390	40.390	40.579	40.579
	IP2					29.168	1:09.469	28.764	1:08.874			28.834	1:09.224	29.068	1:09.647
	FL					35.440	1:44.909		-----			35.047	1:44.271	35.404	1:45.051
23	IP1					40.279	40.279					40.391	40.391	40.538	40.538
	IP2					28.869	1:09.148					28.952	1:09.343	29.099	1:09.637
	FL					35.098	1:44.246					-----		35.311	1:44.948
24	IP1					40.325	40.325							42.842	42.842
	IP2					29.016	1:09.341							30.298	1:13.140
	FL					35.076	1:44.417							-----	



3
69

CIRCUITO DE JEREZ - TEST OFICIAL SPANISH FORMULA 4 GRUPO A - SESIÓN 5 ANÁLISIS

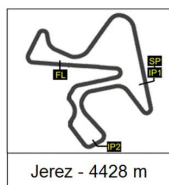
Número	69		77		78		88		93		0		0	
Vta	Sector	Vuelta	Sector	Vuelta	Sector	Vuelta	Sector	Vuelta	Sector	Vuelta	Sector	Vuelta	Sector	Vuelta
19	IP1	41.931	41.931	41.973	41.973	40.289	40.289	40.209	40.209	40.159	40.159			
	IP2	33.936	1:15.867	31.108	1:13.081	28.908	1:09.197	29.010	1:09.219	28.696	1:08.855			
	FL		-----	35.353	1:48.434	35.035	1:44.232	35.133	1:44.352	34.954	1:43.809			
20	IP1			40.200	40.200	40.187	40.187	40.339	40.339	40.115	40.115			
	IP2			28.958	1:09.158	28.885	1:09.072	29.010	1:09.349	29.299	1:09.414			
	FL			35.011	1:44.169	35.042	1:44.114	35.106	1:44.455		-----			
21	IP1			40.063	40.063	40.361	40.361	40.379	40.379					
	IP2			28.924	1:08.987	29.007	1:09.368	28.896	1:09.275					
	FL			35.030	1:44.017	35.126	1:44.494	35.099	1:44.374					
22	IP1			40.331	40.331	45.879	45.879	40.439	40.439					
	IP2			29.117	1:09.448	31.818	1:17.697	28.967	1:09.406					
	FL				-----	36.543	1:54.240		-----					
23	IP1					40.496	40.496							
	IP2					28.979	1:09.475							
	FL					35.063	1:44.538							
24	IP1					40.319	40.319							
	IP2					29.026	1:09.345							
	FL						-----							



70

CIRCUITO DE JEREZ - TEST OFICIAL SPANISH FORMULA 4 GRUPO A - SESIÓN 5 40 MEJORES VUELTAS

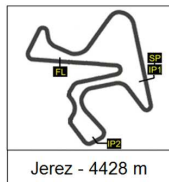
Dorsal	Piloto	Nat	Equipo	Maq.	Hora	Vuelta	Tiempo
23	Jan PRZYROWSKI	POL	Griffin Core by Campos	F4-T421	10:38:49	15	1:43.255
23	Jan PRZYROWSKI	POL	Griffin Core by Campos	F4-T421	10:42:16	17	1:43.302
23	Jan PRZYROWSKI	POL	Griffin Core by Campos	F4-T421	10:40:33	16	1:43.389
23	Jan PRZYROWSKI	POL	Griffin Core by Campos	F4-T421	10:43:59	18	1:43.404
23	Jan PRZYROWSKI	POL	Griffin Core by Campos	F4-T421	10:45:43	19	1:43.417
48	James EGOZI	ITA	Campos Racing	F4-T421	10:40:13	16	1:43.466
24	Ernesto RIVERA	MEX	Griffin Core by Campos	F4-T421	10:40:15	17	1:43.503
48	James EGOZI	ITA	Campos Racing	F4-T421	10:45:28	19	1:43.555
24	Ernesto RIVERA	MEX	Griffin Core by Campos	F4-T421	10:43:42	19	1:43.557
23	Jan PRZYROWSKI	POL	Griffin Core by Campos	F4-T421	10:13:27	7	1:43.579
46	Nathan TYE	GBR	Campos Racing	F4-T421	10:40:09	17	1:43.613
46	Nathan TYE	GBR	Campos Racing	F4-T421	10:45:23	20	1:43.640
23	Jan PRZYROWSKI	POL	Griffin Core by Campos	F4-T421	10:37:06	14	1:43.660
23	Jan PRZYROWSKI	POL	Griffin Core by Campos	F4-T421	10:15:11	8	1:43.669
23	Jan PRZYROWSKI	POL	Griffin Core by Campos	F4-T421	10:47:26	20	1:43.670
48	James EGOZI	ITA	Campos Racing	F4-T421	10:38:30	15	1:43.677
23	Jan PRZYROWSKI	POL	Griffin Core by Campos	F4-T421	10:16:55	9	1:43.681
21	Yevan DAVID	SRI	Saintéloc Racing	F4-T421	10:41:30	15	1:43.682
21	Yevan DAVID	SRI	Saintéloc Racing	F4-T421	10:38:03	13	1:43.695
24	Ernesto RIVERA	MEX	Griffin Core by Campos	F4-T421	10:41:59	18	1:43.696
48	James EGOZI	ITA	Campos Racing	F4-T421	10:47:12	20	1:43.698
48	James EGOZI	ITA	Campos Racing	F4-T421	10:43:45	18	1:43.718
46	Nathan TYE	GBR	Campos Racing	F4-T421	10:16:58	9	1:43.746
23	Jan PRZYROWSKI	POL	Griffin Core by Campos	F4-T421	10:11:44	6	1:43.749
21	Yevan DAVID	SRI	Saintéloc Racing	F4-T421	10:39:46	14	1:43.749
46	Nathan TYE	GBR	Campos Racing	F4-T421	10:47:06	21	1:43.754
35	Adam HIDEG	HUN	CRAM Motorsport	F4-T421	10:42:21	17	1:43.766
46	Nathan TYE	GBR	Campos Racing	F4-T421	10:41:53	18	1:43.768
21	Yevan DAVID	SRI	Saintéloc Racing	F4-T421	10:46:49	18	1:43.768
77	Lenny RIED	GER	Monlau Motorsport	F4-T421	10:40:39	16	1:43.786
21	Yevan DAVID	SRI	Saintéloc Racing	F4-T421	10:43:14	16	1:43.797
46	Nathan TYE	GBR	Campos Racing	F4-T421	10:38:26	16	1:43.808
93	Philippe A KARRAS	FRA	Saintéloc Racing	F4-T421	10:47:02	19	1:43.809
24	Ernesto RIVERA	MEX	Griffin Core by Campos	F4-T421	10:47:10	21	1:43.812
93	Philippe A KARRAS	FRA	Saintéloc Racing	F4-T421	10:41:47	16	1:43.814
48	James EGOZI	ITA	Campos Racing	F4-T421	10:18:31	10	1:43.826
35	Adam HIDEG	HUN	CRAM Motorsport	F4-T421	10:44:05	18	1:43.831
93	Philippe A KARRAS	FRA	Saintéloc Racing	F4-T421	10:40:03	15	1:43.847
93	Philippe A KARRAS	FRA	Saintéloc Racing	F4-T421	10:38:19	14	1:43.869
18	Andrés CÁRDENAS	PER	Griffin Core by Campos	F4-T421	10:17:15	9	1:43.871



71

CIRCUITO DE JEREZ - TEST OFICIAL SPANISH FORMULA 4 GRUPO A - SESIÓN 5 TOP CINCO VUELTAS

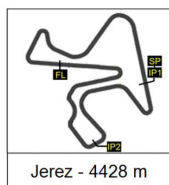
Piloto	Nat	Equipo	Top Five Laps				
23 Jan PRZYROWSKI	POL	Griffin Core by Campos	1:43.255	1:43.302	1:43.389	1:43.404	1:43.417
48 James EGOZI	ITA	Campos Racing	1:43.466	1:43.555	1:43.677	1:43.698	1:43.718
24 Ernesto RIVERA	MEX	Griffin Core by Campos	1:43.503	1:43.557	1:43.696	1:43.812	1:43.889
46 Nathan TYE	GBR	Campos Racing	1:43.613	1:43.640	1:43.746	1:43.754	1:43.768
21 Yevan DAVID	SRI	Saintéloc Racing	1:43.682	1:43.695	1:43.749	1:43.768	1:43.797
35 Adam HIDEG	HUN	CRAM Motorsport	1:43.766	1:43.831	1:43.881	1:43.944	1:43.945
77 Lenny RIED	GER	Monlau Motorsport	1:43.786	1:43.935	1:44.017	1:44.055	1:44.084
93 Philippe A KARRAS	FRA	Saintéloc Racing	1:43.809	1:43.814	1:43.847	1:43.869	1:43.923
18 Andrés CÁRDENAS	PER	Griffin Core by Campos	1:43.871	1:43.889	1:43.967	1:43.973	1:43.988
69 Maximiliano RESTREPO	COL	Saintéloc Racing	1:43.962	1:43.996	1:44.078	1:44.232	1:44.246
78 Gabriel GÓMEZ	ITA	TC Racing	1:44.072	1:44.114	1:44.188	1:44.195	1:44.232
37 Filippo FIORENTINO	BRA	CRAM Motorsport	1:44.080	1:44.246	1:44.417	1:44.420	1:44.783
50 Tim GERHARDS	NED	Monlau Motorsport	1:44.233	1:44.271	1:44.286	1:44.290	1:44.334
88 Cristian CANTÚ	MEX	TC Racing	1:44.344	1:44.352	1:44.374	1:44.455	1:44.601
68 Santino PANETTA	ARG	TC Racing	1:44.496	1:44.772	1:44.772	1:44.881	1:44.898
5 Lorenzo CAMPOS	AGO	GRS Team	1:44.731	1:44.746	1:44.767	1:44.796	1:44.904
11 Alexander JACOBY	ESP	GRS Team	1:44.799	1:44.915	1:44.939	1:45.008	1:45.023
8 Enzo TARNVANICHKUL	THA	Campos Racing	1:44.874	1:44.976	1:45.227	1:45.465	1:45.982
28 Edoardo IACOBUCCI	ITA	GRS Team	1:46.733	1:46.805	1:47.220	1:47.510	1:47.717



72

**CIRCUITO DE JEREZ - TEST OFICIAL SPANISH FORMULA 4
GRUPO A - SESIÓN 5
40 MEJORES VELOCIDADES MÁXIMAS**

Dorsal	Piloto	Nat	Equipo	Maq.	Hora	Vuelta	Vmax
46	Nathan TYE	GBR	Campos Racing	F4-T421	10:07:13	3	205,9
46	Nathan TYE	GBR	Campos Racing	F4-T421	10:12:27	6	205,8
48	James EGOZI	ITA	Campos Racing	F4-T421	10:39:10	15	205,8
48	James EGOZI	ITA	Campos Racing	F4-T421	10:15:43	8	205,6
46	Nathan TYE	GBR	Campos Racing	F4-T421	10:17:38	9	205,5
48	James EGOZI	ITA	Campos Racing	F4-T421	10:13:59	7	205,5
48	James EGOZI	ITA	Campos Racing	F4-T421	10:19:11	10	205,0
18	Andrés CÁRDENAS	PER	Griffin Core by Campos	F4-T421	10:14:27	7	204,8
48	James EGOZI	ITA	Campos Racing	F4-T421	10:07:00	3	204,7
18	Andrés CÁRDENAS	PER	Griffin Core by Campos	F4-T421	10:37:12	14	204,5
35	Adam HIDEG	HUN	CRAM Motorsport	F4-T421	10:15:53	8	204,5
48	James EGOZI	ITA	Campos Racing	F4-T421	10:17:27	9	204,4
46	Nathan TYE	GBR	Campos Racing	F4-T421	10:15:55	8	204,3
46	Nathan TYE	GBR	Campos Racing	F4-T421	10:14:11	7	204,2
18	Andrés CÁRDENAS	PER	Griffin Core by Campos	F4-T421	10:12:43	6	204,2
48	James EGOZI	ITA	Campos Racing	F4-T421	10:40:53	16	204,2
35	Adam HIDEG	HUN	CRAM Motorsport	F4-T421	10:12:25	6	204,1
35	Adam HIDEG	HUN	CRAM Motorsport	F4-T421	10:37:49	14	204,1
23	Jan PRZYROWSKI	POL	Griffin Core by Campos	F4-T421	10:07:11	3	204,0
23	Jan PRZYROWSKI	POL	Griffin Core by Campos	F4-T421	10:08:56	4	204,0
77	Lenny RIED	GER	Monlau Motorsport	F4-T421	10:34:21	12	203,9
18	Andrés CÁRDENAS	PER	Griffin Core by Campos	F4-T421	10:45:54	19	203,9
18	Andrés CÁRDENAS	PER	Griffin Core by Campos	F4-T421	10:38:56	15	203,9
69	Maximiliano RESTREPO	COL	Saintéloc Racing	F4-T421	10:37:07	12	203,9
21	Yevan DAVID	SRI	Saintéloc Racing	F4-T421	10:12:46	6	203,9
21	Yevan DAVID	SRI	Saintéloc Racing	F4-T421	10:43:54	16	203,9
24	Ernesto RIVERA	MEX	Griffin Core by Campos	F4-T421	10:13:11	6	203,7
48	James EGOZI	ITA	Campos Racing	F4-T421	10:46:08	19	203,7
35	Adam HIDEG	HUN	CRAM Motorsport	F4-T421	10:17:38	9	203,7
46	Nathan TYE	GBR	Campos Racing	F4-T421	10:08:59	4	203,6
77	Lenny RIED	GER	Monlau Motorsport	F4-T421	10:41:19	16	203,6
77	Lenny RIED	GER	Monlau Motorsport	F4-T421	10:39:35	15	203,6
18	Andrés CÁRDENAS	PER	Griffin Core by Campos	F4-T421	10:10:59	5	203,6
69	Maximiliano RESTREPO	COL	Saintéloc Racing	F4-T421	10:38:51	13	203,6
24	Ernesto RIVERA	MEX	Griffin Core by Campos	F4-T421	10:11:27	5	203,5
69	Maximiliano RESTREPO	COL	Saintéloc Racing	F4-T421	10:40:36	14	203,5
69	Maximiliano RESTREPO	COL	Saintéloc Racing	F4-T421	10:44:07	16	203,5
48	James EGOZI	ITA	Campos Racing	F4-T421	10:12:15	6	203,5
48	James EGOZI	ITA	Campos Racing	F4-T421	10:44:25	18	203,5
35	Adam HIDEG	HUN	CRAM Motorsport	F4-T421	10:10:39	5	203,5



73

**CIRCUITO DE JEREZ - TEST OFICIAL SPANISH FORMULA 4
GRUPO A - SESIÓN 5
TOP CINCO MEJORES VELOCIDADES MÁXIMAS**

Piloto	Nat	Equipo	Top Five Vmax				
46 Nathan TYE	GBR	Campos Racing	205,9	205,8	205,5	204,3	204,2
48 James EGOZI	ITA	Campos Racing	205,8	205,6	205,5	205,0	204,7
18 Andrés CÁRDENAS	PER	Griffin Core by Campos	204,8	204,5	204,2	203,9	203,9
35 Adam HIDEG	HUN	CRAM Motorsport	204,5	204,1	204,1	203,7	203,5
23 Jan PRZYROWSKI	POL	Griffin Core by Campos	204,0	204,0	203,2	203,2	203,0
21 Yevan DAVID	SRI	Saintéloc Racing	203,9	203,9	203,4	203,3	203,1
77 Lenny RIED	GER	Monlau Motorsport	203,9	203,6	203,6	203,4	203,2
69 Maximiliano RESTREPO	COL	Saintéloc Racing	203,9	203,6	203,5	203,5	203,3
24 Ernesto RIVERA	MEX	Griffin Core by Campos	203,7	203,5	203,4	203,4	203,4
68 Santino PANETTA	ARG	TC Racing	203,5	203,3	202,0	201,7	201,6
93 Philippe A KARRAS	FRA	Saintéloc Racing	203,5	203,0	202,8	202,4	202,4
8 Enzo TARNVANICHKUL	THA	Campos Racing	202,9	202,3	202,2	202,2	199,7
5 Lorenzo CAMPOS	AGO	GRS Team	202,6	201,3	201,0	201,0	200,7
78 Gabriel GÓMEZ	ITA	TC Racing	202,5	201,5	201,5	201,3	201,0
37 Filippo FIORENTINO	BRA	CRAM Motorsport	202,0	201,8	201,7	201,5	201,5
11 Alexander JACOBY	ESP	GRS Team	201,8	201,6	201,5	201,3	201,0
50 Tim GERHARDS	NED	Monlau Motorsport	201,3	201,1	201,0	200,9	200,8
88 Cristian CANTÚ	MEX	TC Racing	200,6	200,5	200,4	200,3	199,7
28 Edoardo IACOBUCCI	ITA	GRS Team	200,3	199,7	199,3	199,0	198,7