

110

CIRCUITO DE JEREZ - TEST OFICIAL SPANISH FORMULA 4 GRUPO A - SESIÓN 8 RESULTADOS ENTRENAMIENTOS

CONDICIONES ATMOSFERICAS: **Soleado**

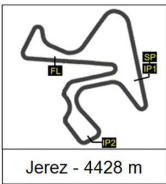
ESTADO DE LA PISTA: **Seca**

Ord.	#	Piloto	Licencia	Club	Marca	NV	VR	Tiempo	Gap	Intv	VMax
1	21	Yevan DAVID	SRI	Saintéloc Racing	F4-T421	12	11	1:43.973	----	----	201,2
2	93	Philippe A KARRAS	FRA	Saintéloc Racing	F4-T421	12	10	1:44.070	0.097	0.097	202,4
3	50	Tim GERHARDS	NED	Monlau Motorsport	F4-T421	9	5	1:44.419	0.446	0.349	199,3
4	88	Cristian CANTÚ	MEX	TC Racing	F4-T421	24	18	1:44.528	0.555	0.109	202,2
5	35	Adam HIDEG	HUN	CRAM Motorsport	F4-T421	22	7	1:44.596	0.623	0.068	202,0
6	68	Santino PANETTA	ARG	TC Racing	F4-T421	24	19	1:44.619	0.646	0.023	200,4
7	77	Lenny RIED	GER	Monlau Motorsport	F4-T421	6	5	1:44.917	0.944	0.298	200,1
8	78	Gabriel GÓMEZ	ITA	TC Racing	F4-T421	16	9	1:45.000	1.027	0.083	198,5
9	5	Lorenzo CAMPOS	AGO	GRS Team	F4-T421	23	20	1:45.035	1.062	0.035	199,7
10	37	Filippo FIORENTINO	BRA	CRAM Motorsport	F4-T421	14	7	1:45.173	1.200	0.138	199,8
11	28	Edoardo IACOBUCCI	ITA	GRS Team	F4-T421	16	16	1:45.811	1.838	0.638	201,2

Circuito de Jerez, 25 DE SEPTIEMBRE DE 2024

Hora:	Hora:	RESULTADOS PUBLICADOS A LAS 17:03 HORAS
-------	-------	---





111

**CIRCUITO DE JEREZ - TEST OFICIAL SPANISH FORMULA 4
GRUPO A - SESIONES 5 A 8
RESULTADOS ENTRENAMIENTOS COMBINADOS**

Ord. #	Piloto	Club	Neum	NVT	Sesion 1			Sesion 2			Sesion 3			Sesion 4			Tiempo
					VR	NV	Tiempo	VR	NV	Tiempo	VR	NV	Tiempo	VR	NV	Tiempo	
1	23	Jan PRZYROWSKI	Griffin Core by Campos	Hankook 51	15	20	1:43.255	9	20	1:44.246	10	11	1:43.599	0	0	----	1:43.255
2	48	James EGOZI	Campos Racing	Hankook 55	16	20	1:43.466	7	21	1:44.238	12	14	1:44.042	0	0	----	1:43.466
3	24	Ernesto RIVERA	Griffin Core by Campos	Hankook 61	17	21	1:43.503	9	20	1:44.364	20	20	1:43.786	0	0	----	1:43.503
4	46	Nathan TYE	Campos Racing	Hankook 59	17	21	1:43.613	16	20	1:44.189	18	18	1:43.967	0	0	----	1:43.613
5	21	Yevan DAVID	Saintéloc Racing	Hankook 69	15	18	1:43.682	5	22	1:44.482	14	17	1:44.281	11	12	1:43.973	1:43.682
6	35	Adam HIDEG	CRAM Motorsport	Hankook 72	17	19	1:43.766	16	16	1:44.014	12	15	1:44.664	7	22	1:44.596	1:43.766
7	77	Lenny RIED	Monlau Motorsport	Hankook 66	16	21	1:43.786	10	16	1:44.466	18	23	1:44.306	5	6	1:44.917	1:43.786
8	93	Philippe A KARRAS	Saintéloc Racing	Hankook 71	19	19	1:43.809	6	21	1:45.023	16	19	1:44.350	10	12	1:44.070	1:43.809
9	18	Andrés CÁRDENAS	Griffin Core by Campos	Hankook 62	9	20	1:43.871	9	21	1:44.674	18	21	1:43.851	0	0	----	1:43.851
10	69	Maximiliano RESTREPO	Saintéloc Racing	Hankook 37	14	18	1:43.962	7	19	1:44.626	0	0	----	0	0	----	1:43.962
11	78	Gabriel GÓMEZ	TC Racing	Hankook 81	6	23	1:44.072	19	19	1:44.309	19	23	1:44.191	9	16	1:45.000	1:44.072
12	37	Filippo FIORENTINO	CRAM Motorsport	Hankook 68	14	24	1:44.080	8	14	1:44.752	5	16	1:44.988	7	14	1:45.173	1:44.080
13	50	Tim GERHARDS	Monlau Motorsport	Hankook 65	21	22	1:44.233	16	17	1:44.553	8	17	1:45.036	5	9	1:44.419	1:44.233
14	8	Enzo TARNVANICHKUL	Campos Racing	Hankook 52	6	12	1:44.874	16	19	1:44.339	21	21	1:44.568	0	0	----	1:44.339
15	88	Cristian CANTÚ	TC Racing	Hankook 87	17	21	1:44.344	18	19	1:44.649	17	23	1:44.727	18	24	1:44.528	1:44.344
16	68	Santino PANETTA	TC Racing	Hankook 86	14	23	1:44.496	13	18	1:44.959	18	21	1:45.058	19	24	1:44.619	1:44.496
17	5	Lorenzo CAMPOS	GRS Team	Hankook 80	17	20	1:44.731	18	19	1:45.297	7	18	1:45.983	20	23	1:45.035	1:44.731
18	11	Alexander JACOBY	GRS Team	Hankook 60	19	21	1:44.799	12	17	1:45.188	18	22	1:44.787	0	0	----	1:44.787
19	28	Edoardo IACOBUCCI	GRS Team	Hankook 65	18	18	1:46.733	15	15	1:46.274	16	16	1:45.496	16	16	1:45.811	1:45.496

Circuito de Jerez, 25 DE SEPTIEMBRE DE 2024

Hora:

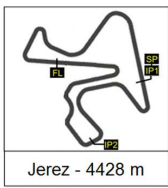
Hora:

RESULTADOS PUBLICADOS A LAS 17:03 HORAS

LiveTiming: live.crono-jerez.com

Pág 1 de 1

www.crono-jerez.com



112

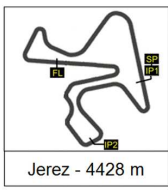
CIRCUITO DE JEREZ - TEST OFICIAL SPANISH FORMULA 4
Miércoles, 25 de septiembre de 2024
RESULTADOS ENTRENAMIENTOS COMBINADOS

CONDICIONES ATMOSFERICAS: **Nublado**ESTADO DE LA PISTA: **Seca**

Ord.	#	Piloto	Licencia	Club	Marca	NV	VR	Tiempo	Gap	Intv	VMax
1	3	Griffin PEEBLES	AUS	MP Motorsport	F4-T421	63	63	1:43.131	----	----	206,2
2	71	Mattia COLNAGHI	ITA	KCL MP Motorsport	F4-T421	59	59	1:43.179	0.048	0.048	208,6
3	23	Jan PRZYROWSKI	POL	Griffin Core by Campos	F4-T421	51	51	1:43.255	0.124	0.076	204,0
4	4	Juan COTA	ESP	Drivex	F4-T421	69	69	1:43.283	0.152	0.028	207,1
5	99	Thomas STRAUVEN	BEL	Rodin Motorsport	F4-T421	64	64	1:43.331	0.200	0.048	203,9
6	7	Maciej GLADYSZ	POL	KCL MP Motorsport	F4-T421	53	53	1:43.384	0.253	0.053	206,4
7	9	René LAMMERS	NED	MP Motorsport	F4-T421	59	59	1:43.388	0.257	0.004	204,6
8	14	Keanu AL AZHARI	UAE	MP Motorsport	F4-T421	60	60	1:43.401	0.270	0.013	204,3
9	66	Francisco MACEDO	POR	DXR	F4-T421	79	79	1:43.421	0.290	0.020	204,8
10	48	James EGOZI	ITA	Campos Racing	F4-T421	55	55	1:43.466	0.335	0.045	205,8
11	24	Ernesto RIVERA	MEX	Griffin Core by Campos	F4-T421	61	61	1:43.503	0.372	0.037	203,7
12	27	Lucas FLUXÁ	ESP	KCL MP Motorsport	F4-T421	65	65	1:43.529	0.398	0.026	204,2
13	44	Ary BANSAL	GBR	Rodin Motorsport	F4-T421	85	85	1:43.534	0.403	0.005	205,4
14	19	Matus RYBA	SVK	Drivex	F4-T421	57	57	1:43.544	0.413	0.010	205,2
15	46	Nathan TYE	GBR	Campos Racing	F4-T421	59	59	1:43.613	0.482	0.069	205,9
16	21	Yevan DAVID	SRI	Saintéloc Racing	F4-T421	69	15	1:43.682	0.551	0.069	203,9
17	33	Christopher EL FEGHALI	LEB	Drivex	F4-T421	74	74	1:43.722	0.591	0.040	204,2
18	22	Peter BOUZINELOS	AUS	Rodin Motorsport	F4-T421	64	64	1:43.762	0.631	0.040	203,9
19	35	Adam HIDEG	HUN	CRAM Motorsport	F4-T421	72	17	1:43.766	0.635	0.004	204,5
20	77	Lenny RIED	GER	Monlau Motorsport	F4-T421	66	16	1:43.786	0.655	0.020	203,9
21	93	Philippe A KARRAS	FRA	Saintéloc Racing	F4-T421	71	19	1:43.809	0.678	0.023	203,5
22	18	Andrés CÁRDENAS	PER	Griffin Core by Campos	F4-T421	62	62	1:43.851	0.720	0.042	204,8
23	69	Maximiliano RESTREPO	COL	Saintéloc Racing	F4-T421	37	37	1:43.962	0.831	0.111	203,9
24	12	Adam AL AZHARI	UAE	Tecnicar	F4-T421	72	72	1:44.063	0.932	0.101	205,6
25	78	Gabriel GÓMEZ	ITA	TC Racing	F4-T421	81	6	1:44.072	0.941	0.009	202,5
26	37	Filippo FIORENTINO	BRA	CRAM Motorsport	F4-T421	68	14	1:44.080	0.949	0.008	202,0
27	6	Sacha VAN'T PAD BOSCH	NED	Tecnicar	F4-T421	85	85	1:44.141	1.010	0.061	204,2
28	10	Lorenzo CASTILLO	MEX	Tecnicar	F4-T421	78	78	1:44.178	1.047	0.037	202,9
29	50	Tim GERHARDS	NED	Monlau Motorsport	F4-T421	65	21	1:44.233	1.102	0.055	201,6
30	8	Enzo TARNVANICHKUL	THA	Campos Racing	F4-T421	53	53	1:44.339	1.208	0.106	202,9
31	88	Cristian CANTÚ	MEX	TC Racing	F4-T421	87	17	1:44.344	1.213	0.005	202,2
32	68	Santino PANETTA	ARG	TC Racing	F4-T421	86	14	1:44.496	1.365	0.152	203,5
33	32	Wiktor DOBRZANSKI	POL	Tecnicar	F4-T421	41	41	1:44.625	1.494	0.129	202,4
34	5	Lorenzo CAMPOS	AGO	GRS Team	F4-T421	80	17	1:44.731	1.600	0.106	202,6
35	11	Alexander JACOBY	ESP	GRS Team	F4-T421	60	60	1:44.787	1.656	0.056	201,8
36	30	Christian GARDUÑO	MEX	DXR	F4-T421	76	76	1:44.882	1.751	0.095	203,9
37	28	Edoardo IACOBUCCI	ITA	GRS Team	F4-T421	65	49	1:45.496	2.365	0.614	202,8
38	29	Joanne CICONTE	AUS	DXR	F4-T421	52	52	1:45.580	2.449	0.084	202,4

Circuito de Jerez, 25 DE SEPTIEMBRE DE 2024

Hora:	Hora:	RESULTADOS PUBLICADOS A LAS 17:16 HORAS
-------	-------	---



113

CIRCUITO DE JEREZ - TEST OFICIAL SPANISH FORMULA 4
24 y 25 de septiembre de 2024
RESULTADOS ENTRENAMIENTOS COMBINADOS DE LOS DOS DÍAS

Ord.	#	Piloto	Licencia	Club	Marca	NV	VR	Tiempo	Gap	Intv	VMax
1	23	Jan PRZYROWSKI	POL	Griffin Core by Campos	F4-T421	125	74	1:42.997	----	----	204,2
2	48	James EGOZI	ITA	Campos Racing	F4-T421	127	72	1:43.024	0.027	0.027	206,5
3	3	Griffin PEEBLES	AUS	MP Motorsport	F4-T421	132	132	1:43.131	0.134	0.107	206,4
4	4	Juan COTA	ESP	Drivex	F4-T421	139	30	1:43.149	0.152	0.018	207,1
5	71	Mattia COLNAGHI	ITA	KCL MP Motorsport	F4-T421	127	127	1:43.179	0.182	0.030	208,6
6	33	Christopher EL FEGHALI	LEB	Drivex	F4-T421	141	33	1:43.306	0.309	0.127	205,6
7	99	Thomas STRAUVEN	BEL	Rodin Motorsport	F4-T421	137	137	1:43.331	0.334	0.025	206,1
8	14	Keanu AL AZHARI	UAE	MP Motorsport	F4-T421	127	33	1:43.344	0.347	0.013	205,4
9	18	Andrés CÁRDENAS	PER	Griffin Core by Campos	F4-T421	135	73	1:43.359	0.362	0.015	207,0
10	21	Yevan DAVID	SRI	Saintéloc Racing	F4-T421	143	74	1:43.380	0.383	0.021	206,0
11	7	Maciej GLADYSZ	POL	KCL MP Motorsport	F4-T421	96	96	1:43.384	0.387	0.004	206,4
12	9	René LAMMERS	NED	MP Motorsport	F4-T421	129	129	1:43.388	0.391	0.004	204,6
13	66	Francisco MACEDO	POR	DXR	F4-T421	146	146	1:43.421	0.424	0.033	204,8
14	24	Ernesto RIVERA	MEX	Griffin Core by Campos	F4-T421	134	73	1:43.493	0.496	0.072	204,9
15	27	Lucas FLUXÁ	ESP	KCL MP Motorsport	F4-T421	128	128	1:43.529	0.532	0.036	204,6
16	44	Ary BANSAL	GBR	Rodin Motorsport	F4-T421	167	167	1:43.534	0.537	0.005	205,4
17	19	Matus RYBA	SVK	Drivex	F4-T421	130	130	1:43.544	0.547	0.010	205,9
18	46	Nathan TYE	GBR	Campos Racing	F4-T421	131	72	1:43.572	0.575	0.028	205,9
19	22	Peter BOUZINELOS	AUS	Rodin Motorsport	F4-T421	143	143	1:43.762	0.765	0.190	204,9
20	35	Adam HIDEG	HUN	CRAM Motorsport	F4-T421	148	93	1:43.766	0.769	0.004	205,1
21	77	Lenny RIED	GER	Monlau Motorsport	F4-T421	143	93	1:43.786	0.789	0.020	206,1
22	93	Philippe A KARRAS	FRA	Saintéloc Racing	F4-T421	149	97	1:43.809	0.812	0.023	205,1
23	69	Maximiliano RESTREPO	COL	Saintéloc Racing	F4-T421	111	74	1:43.836	0.839	0.027	205,1
24	8	Enzo TARNVANICHKUL	THA	Campos Racing	F4-T421	124	71	1:44.006	1.009	0.170	205,8
25	12	Adam AL AZHARI	UAE	Tecnicar	F4-T421	130	20	1:44.028	1.031	0.022	205,6
26	78	Gabriel GÓMEZ	ITA	TC Racing	F4-T421	160	85	1:44.072	1.075	0.044	204,8
27	37	Filippo FIORENTINO	BRA	CRAM Motorsport	F4-T421	135	81	1:44.080	1.083	0.008	203,6
28	50	Tim GERHARDS	NED	Monlau Motorsport	F4-T421	138	73	1:44.127	1.130	0.047	203,2
29	6	Sacha VAN'T PAD BOSCH	NED	Tecnicar	F4-T421	130	130	1:44.141	1.144	0.014	204,2
30	10	Lorenzo CASTILLO	MEX	Tecnicar	F4-T421	143	143	1:44.178	1.181	0.037	205,9
31	88	Cristian CANTÚ	MEX	TC Racing	F4-T421	172	102	1:44.344	1.347	0.166	203,8
32	68	Santino PANETTA	ARG	TC Racing	F4-T421	160	88	1:44.496	1.499	0.152	204,7
33	32	Wiktor DOBRZANSKI	POL	Tecnicar	F4-T421	115	115	1:44.625	1.628	0.129	203,4
34	5	Lorenzo CAMPOS	AGO	GRS Team	F4-T421	159	96	1:44.731	1.734	0.106	202,6
35	11	Alexander JACOBY	ESP	GRS Team	F4-T421	131	131	1:44.787	1.790	0.056	202,6
36	30	Christian GARDUÑO	MEX	DXR	F4-T421	139	139	1:44.882	1.885	0.095	203,9
37	28	Edoardo IACOBUCCI	ITA	GRS Team	F4-T421	133	117	1:45.496	2.499	0.614	202,8
38	29	Joanne CICONTE	AUS	DXR	F4-T421	125	125	1:45.580	2.583	0.084	202,4

Circuito de Jerez, 25 DE SEPTIEMBRE DE 2024

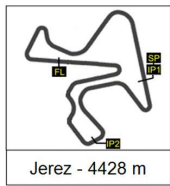
Hora:	Hora:	RESULTADOS PUBLICADOS A LAS 17:18 HORAS
-------	-------	---



114

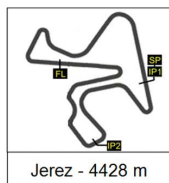
CIRCUITO DE JEREZ - TEST OFICIAL SPANISH FORMULA 4 GRUPO A - SESIÓN 8 VUELTA A VUELTA

Vuelta	5	21	28	35	37	50	68	77	78	88	93	
1	2:07.779	1:59.503	2:08.490	PIT EXIT	2:00.164	1:53.664	1:59.825	PIT EXIT	1:56.504	2:01.562	2:05.959	
2	1:48.877	1:48.718	1:53.837	1:52.983	1:48.288	1:46.451	1:50.846	PIT EXIT	PIT EXIT	1:48.980	1:54.916	
3	1:46.712	1:46.458	1:47.722	1:45.352	1:46.701	1:45.417	1:47.003	PIT EXIT	2:00.009	1:46.668	1:50.485	
4	1:46.342	1:45.853	1:47.121	1:44.842	1:45.897	1:44.711	1:45.766	2:02.340	1:45.434	1:45.470	1:47.127	
5	1:46.378	PIT EXIT	1:48.232	1:44.599	1:45.741	1:44.419*	1:45.973	1:44.917*	1:45.245	1:45.393	PIT EXIT	
6	1:45.926	2:02.766	1:46.594	1:44.649	1:46.058	1:44.613	1:45.968	1:44.983	1:45.330	1:45.835	2:03.263	
7	1:45.774	1:50.343	1:46.402	1:44.596*	1:45.173*	1:44.456	1:45.507		1:45.203	1:45.773	1:48.496	
8	1:45.544	1:45.454	1:46.392	1:44.730	1:45.566	1:44.489	PIT EXIT		1:45.166	1:45.512	1:45.049	
9	1:46.057	1:44.242	1:45.967	PIT EXIT	1:45.538	1:44.512	2:00.762		1:45.000*	1:45.108	1:44.424	
10	PIT EXIT	1:44.029	1:46.369	PIT EXIT	1:45.410		1:48.663		1:45.711	1:44.957	1:44.070*	
11	2:14.254	1:43.973*	1:46.198	1:58.347	PIT EXIT		1:46.895		1:45.428	1:45.402	1:49.267	
12	1:53.172	1:44.181	1:46.011	1:45.005	PIT EXIT		1:45.457		1:45.706	1:45.032	1:45.393	
13	1:45.969		1:46.846	1:45.035	1:54.813		1:44.821		1:45.592	PIT EXIT		
14	1:45.482		1:46.118	1:44.952	1:45.926		PIT EXIT		1:45.433	2:03.498		
15	PIT EXIT		1:46.009	1:44.865			1:52.026		1:45.794	1:49.527		
16	1:55.083		1:45.811*	1:45.029			1:49.610		2:12.193	1:45.303		
17	1:45.659			1:44.991			1:46.651			1:44.870		
18	1:45.485			1:45.018			1:44.937			1:44.528*		
19	1:45.063			1:44.925			1:44.619*			1:44.858		
20	1:45.035*			1:44.955			1:44.837			1:44.550		
21	1:45.037			1:45.046			1:44.835			1:44.655		
22	1:45.085			1:45.077			1:44.684			1:44.740		
23	1:45.167						1:44.658			1:44.567		
24							1:44.916			1:44.803		



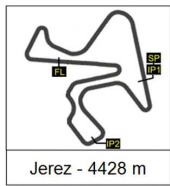
CIRCUITO DE JEREZ - TEST OFICIAL SPANISH FORMULA 4
GRUPO A - SESIÓN 8
ANÁLISIS

Número	5		21		28		35		37		50		68	
Vta	Sector	Vuelta	Sector	Vuelta	Sector	Vuelta	Sector	Vuelta	Sector	Vuelta	Sector	Vuelta	Sector	Vuelta
19	IP1	40.489	40.489					40.441	40.441					
	IP2	29.195	1:09.684					29.099	1:09.540					40.395
	FL	35.379	1:45.063					35.385	1:44.925					28.906
20	IP1	40.543	40.543					40.409	40.409					40.507
	IP2	29.207	1:09.750					29.230	1:09.639					28.994
	FL	35.285	1:45.035					35.316	1:44.955					35.336
21	IP1	40.414	40.414					40.572	40.572					40.391
	IP2	29.240	1:09.654					29.159	1:09.731					29.125
	FL	35.383	1:45.037					35.315	1:45.046					35.319
22	IP1	40.506	40.506					40.641	40.641					40.426
	IP2	29.288	1:09.794					29.158	1:09.799					28.903
	FL	35.291	1:45.085					35.278	1:45.077					35.355
23	IP1	40.623	40.623					40.683	40.683					40.408
	IP2	29.313	1:09.936					29.275	1:09.958					28.939
	FL	35.231	1:45.167											35.311
24	IP1	44.124	44.124											40.537
	IP2	31.806	1:15.930											29.026
	FL													35.353



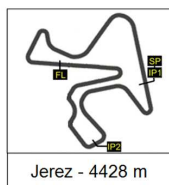
CIRCUITO DE JEREZ - TEST OFICIAL SPANISH FORMULA 4 GRUPO A - SESIÓN 8 ANÁLISIS

Número	77		78		88		93		0		0		0	
	Vta	Sector	Vuelta	Sector	Vuelta	Sector	Vuelta	Sector	Vuelta	Sector	Vuelta	Sector	Vuelta	
1	IP1	46.996	46.996	46.870	46.870	50.193	50.193	51.094	51.094					
	IP2	30.541	1:17.537	31.556	1:18.426	33.260	1:23.453	34.408	1:25.502					
	FL	58.690	PIT EXIT	38.078	1:56.504	38.109	2:01.562	40.457	2:05.959					
2	IP1	44.632	44.632	42.673	42.673	42.652	42.652	44.536	44.536					
	IP2	29.650	1:14.282	30.704	1:13.377	30.150	1:12.802	32.353	1:16.889					
	FL	58.743	PIT EXIT	1:28.24	PIT EXIT	36.178	1:48.980	38.027	1:54.916					
3	IP1	1:04.57	1:04.577	54.848	54.848	41.082	41.082	43.010	43.010					
	IP2	29.492	1:34.069	29.660	1:24.508	29.641	1:10.723	31.196	1:14.206					
	FL	1:03.72	PIT EXIT	35.501	2:00.009	35.945	1:46.668	36.279	1:50.485					
4	IP1	57.692	57.692	40.828	40.828	40.747	40.747	41.303	41.303					
	IP2	29.222	1:26.914	29.244	1:10.076	29.235	1:09.982	30.121	1:11.424					
	FL	35.426	2:02.340	35.358	1:45.434	35.488	1:45.470	35.703	1:47.127					
5	IP1	40.498	40.498	40.560	40.560	40.666	40.666	48.815	48.815					
	IP2	29.091	1:09.589	29.214	1:09.774	29.230	1:09.896	36.993	1:25.808					
	FL	35.328	1:44.917	35.471	1:45.245	35.497	1:45.393	8:28.47	PIT EXIT					
6	IP1	40.501	40.501	40.667	40.667	40.772	40.772	51.969	51.969					
	IP2	29.120	1:09.621	29.259	1:09.926	29.541	1:10.313	32.195	1:24.164					
	FL	35.362	1:44.983	35.404	1:45.330	35.522	1:45.835	39.099	2:03.263					
7	IP1	40.635	40.635	40.667	40.667	40.959	40.959	42.150	42.150					
	IP2	29.371	1:10.006	29.173	1:09.840	29.443	1:10.402	30.245	1:12.395					
	FL		-----	35.363	1:45.203	35.371	1:45.773	36.101	1:48.496					
8	IP1			40.589	40.589	40.776	40.776	40.793	40.793					
	IP2			29.204	1:09.793	29.346	1:10.122	29.171	1:09.964					
	FL			35.373	1:45.166	35.390	1:45.512	35.085	1:45.049					
9	IP1			40.576	40.576	40.590	40.590	40.424	40.424					
	IP2			29.129	1:09.705	29.260	1:09.850	28.936	1:09.360					
	FL			35.295	1:45.000	35.258	1:45.108	35.064	1:44.424					
10	IP1			41.005	41.005	40.472	40.472	40.159	40.159					
	IP2			29.238	1:10.243	29.089	1:09.561	28.830	1:08.989					
	FL			35.468	1:45.711	35.396	1:44.957	35.081	1:44.070					
11	IP1			40.665	40.665	40.698	40.698	40.173	40.173					
	IP2			29.234	1:09.899	29.105	1:09.803	29.011	1:09.184					
	FL			35.529	1:45.428	35.599	1:45.402	40.083	1:49.267					
12	IP1			40.924	40.924	40.573	40.573	40.834	40.834					
	IP2			29.308	1:10.232	29.072	1:09.645	29.323	1:10.157					
	FL			35.474	1:45.706	35.387	1:45.032	35.236	1:45.393					
13	IP1			40.789	40.789	40.771	40.771	40.247	40.247					
	IP2			29.204	1:09.993	29.455	1:10.226	29.642	1:09.889					
	FL			35.599	1:45.592	14:21.5	PIT EXIT		-----					
14	IP1			40.649	40.649	53.206	53.206							
	IP2			29.338	1:09.987	33.022	1:26.228							
	FL			35.446	1:45.433	37.270	2:03.498							
15	IP1			40.893	40.893	42.636	42.636							
	IP2			29.344	1:10.237	30.137	1:12.773							
	FL			35.557	1:45.794	36.754	1:49.527							
16	IP1			56.793	56.793	40.785	40.785							
	IP2			38.916	1:35.709	29.258	1:10.043							
	FL			36.484	2:12.193	35.260	1:45.303							
17	IP1			41.136	41.136	40.511	40.511							
	IP2			29.663	1:10.799	29.104	1:09.615							
	FL				-----	35.255	1:44.870							
18	IP1					40.460	40.460							
	IP2					28.951	1:09.411							
	FL					35.117	1:44.528							



CIRCUITO DE JEREZ - TEST OFICIAL SPANISH FORMULA 4 GRUPO A - SESIÓN 8 ANÁLISIS

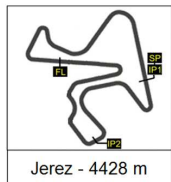
Número	77		78		88		93		0		0		0	
	Vta	Sector	Vuelta	Sector	Vuelta	Sector	Vuelta	Sector	Vuelta	Sector	Vuelta	Sector	Vuelta	
19	IP1				40.434	40.434								
	IP2				29.139	1:09.573								
	FL				35.285	1:44.858								
20	IP1				40.474	40.474								
	IP2				28.952	1:09.426								
	FL				35.124	1:44.550								
21	IP1				40.526	40.526								
	IP2				28.971	1:09.497								
	FL				35.158	1:44.655								
22	IP1				40.478	40.478								
	IP2				28.980	1:09.458								
	FL				35.282	1:44.740								
23	IP1				40.438	40.438								
	IP2				28.956	1:09.394								
	FL				35.173	1:44.567								
24	IP1				40.507	40.507								
	IP2				29.022	1:09.529								
	FL				35.274	1:44.803								



116

CIRCUITO DE JEREZ - TEST OFICIAL SPANISH FORMULA 4 GRUPO A - SESIÓN 8 40 MEJORES VUELTAS

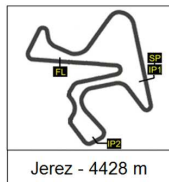
Dorsal	Piloto	Nat	Equipo	Maq.	Hora	Vuelta	Tiempo
21	Yevan DAVID	SRI	Saintéloc Racing	F4-T421	16:28:31	11	1:43.973
21	Yevan DAVID	SRI	Saintéloc Racing	F4-T421	16:26:47	10	1:44.029
93	Philippe A KARRAS	FRA	Saintéloc Racing	F4-T421	16:26:56	10	1:44.070
21	Yevan DAVID	SRI	Saintéloc Racing	F4-T421	16:30:16	12	1:44.181
21	Yevan DAVID	SRI	Saintéloc Racing	F4-T421	16:25:03	9	1:44.242
50	Tim GERHARDS	NED	Monlau Motorsport	F4-T421	16:11:31	5	1:44.419
93	Philippe A KARRAS	FRA	Saintéloc Racing	F4-T421	16:25:12	9	1:44.424
50	Tim GERHARDS	NED	Monlau Motorsport	F4-T421	16:15:00	7	1:44.456
50	Tim GERHARDS	NED	Monlau Motorsport	F4-T421	16:16:45	8	1:44.489
50	Tim GERHARDS	NED	Monlau Motorsport	F4-T421	16:18:29	9	1:44.512
88	Cristian CANTÚ	MEX	TC Racing	F4-T421	16:46:17	18	1:44.528
88	Cristian CANTÚ	MEX	TC Racing	F4-T421	16:49:47	20	1:44.550
88	Cristian CANTÚ	MEX	TC Racing	F4-T421	16:55:01	23	1:44.567
35	Adam HIDEG	HUN	CRAM Motorsport	F4-T421	16:13:38	7	1:44.596
35	Adam HIDEG	HUN	CRAM Motorsport	F4-T421	16:10:09	5	1:44.599
50	Tim GERHARDS	NED	Monlau Motorsport	F4-T421	16:13:16	6	1:44.613
68	Santino PANETTA	ARG	TC Racing	F4-T421	16:49:50	19	1:44.619
35	Adam HIDEG	HUN	CRAM Motorsport	F4-T421	16:11:54	6	1:44.649
88	Cristian CANTÚ	MEX	TC Racing	F4-T421	16:51:31	21	1:44.655
68	Santino PANETTA	ARG	TC Racing	F4-T421	16:56:49	23	1:44.658
68	Santino PANETTA	ARG	TC Racing	F4-T421	16:55:04	22	1:44.684
50	Tim GERHARDS	NED	Monlau Motorsport	F4-T421	16:09:47	4	1:44.711
35	Adam HIDEG	HUN	CRAM Motorsport	F4-T421	16:15:23	8	1:44.730
88	Cristian CANTÚ	MEX	TC Racing	F4-T421	16:53:16	22	1:44.740
88	Cristian CANTÚ	MEX	TC Racing	F4-T421	16:56:46	24	1:44.803
68	Santino PANETTA	ARG	TC Racing	F4-T421	16:29:37	13	1:44.821
68	Santino PANETTA	ARG	TC Racing	F4-T421	16:53:20	21	1:44.835
68	Santino PANETTA	ARG	TC Racing	F4-T421	16:51:35	20	1:44.837
35	Adam HIDEG	HUN	CRAM Motorsport	F4-T421	16:08:24	4	1:44.842
88	Cristian CANTÚ	MEX	TC Racing	F4-T421	16:48:02	19	1:44.858
35	Adam HIDEG	HUN	CRAM Motorsport	F4-T421	16:48:28	15	1:44.865
88	Cristian CANTÚ	MEX	TC Racing	F4-T421	16:44:33	17	1:44.870
68	Santino PANETTA	ARG	TC Racing	F4-T421	16:58:34	24	1:44.916
77	Lenny RIED	GER	Monlau Motorsport	F4-T421	16:11:56	5	1:44.917
35	Adam HIDEG	HUN	CRAM Motorsport	F4-T421	16:55:28	19	1:44.925
68	Santino PANETTA	ARG	TC Racing	F4-T421	16:48:05	18	1:44.937
35	Adam HIDEG	HUN	CRAM Motorsport	F4-T421	16:46:43	14	1:44.952
35	Adam HIDEG	HUN	CRAM Motorsport	F4-T421	16:57:13	20	1:44.955
88	Cristian CANTÚ	MEX	TC Racing	F4-T421	16:18:07	10	1:44.957
77	Lenny RIED	GER	Monlau Motorsport	F4-T421	16:13:41	6	1:44.983



117

CIRCUITO DE JEREZ - TEST OFICIAL SPANISH FORMULA 4 GRUPO A - SESIÓN 8 TOP CINCO VUELTAS

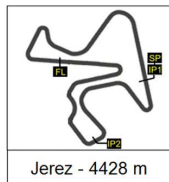
Piloto	Nat	Equipo	Top Five Laps				
21	Yevan DAVID	SRI Saintéloc Racing	1:43.973	1:44.029	1:44.181	1:44.242	1:45.454
93	Philippe A KARRAS	FRA Saintéloc Racing	1:44.070	1:44.424	1:45.049	1:45.393	1:47.127
50	Tim GERHARDS	NED Monlau Motorsport	1:44.419	1:44.456	1:44.489	1:44.512	1:44.613
88	Cristian CANTÚ	MEX TC Racing	1:44.528	1:44.550	1:44.567	1:44.655	1:44.740
35	Adam HIDEG	HUN CRAM Motorsport	1:44.596	1:44.599	1:44.649	1:44.730	1:44.842
68	Santino PANETTA	ARG TC Racing	1:44.619	1:44.658	1:44.684	1:44.821	1:44.835
77	Lenny RIED	GER Monlau Motorsport	1:44.917	1:44.983	2:02.340	PIT EXIT	PIT EXIT
78	Gabriel GÓMEZ	ITA TC Racing	1:45.000	1:45.166	1:45.203	1:45.245	1:45.330
5	Lorenzo CAMPOS	AGO GRS Team	1:45.035	1:45.037	1:45.063	1:45.085	1:45.167
37	Filippo FIORENTINO	BRA CRAM Motorsport	1:45.173	1:45.410	1:45.538	1:45.566	1:45.741
28	Edoardo IACOBUCCI	ITA GRS Team	1:45.811	1:45.967	1:46.009	1:46.011	1:46.118



118

**CIRCUITO DE JEREZ - TEST OFICIAL SPANISH FORMULA 4
GRUPO A - SESIÓN 8
40 MEJORES VELOCIDADES MÁXIMAS**

Dorsal	Piloto	Nat	Equipo	Maq.	Hora	Vuelta	Vmax
93	Philippe A KARRAS	FRA	Saintéloc Racing	F4-T421	16:29:26	11	202,4
88	Cristian CANTÚ	MEX	TC Racing	F4-T421	16:53:57	22	202,2
93	Philippe A KARRAS	FRA	Saintéloc Racing	F4-T421	16:31:11	12	202,1
35	Adam HIDEG	HUN	CRAM Motorsport	F4-T421	16:10:49	5	202,0
93	Philippe A KARRAS	FRA	Saintéloc Racing	F4-T421	16:25:52	9	201,8
35	Adam HIDEG	HUN	CRAM Motorsport	F4-T421	16:56:08	19	201,8
35	Adam HIDEG	HUN	CRAM Motorsport	F4-T421	16:49:08	15	201,6
35	Adam HIDEG	HUN	CRAM Motorsport	F4-T421	16:54:23	18	201,4
35	Adam HIDEG	HUN	CRAM Motorsport	F4-T421	16:47:23	14	201,4
88	Cristian CANTÚ	MEX	TC Racing	F4-T421	16:48:43	19	201,3
93	Philippe A KARRAS	FRA	Saintéloc Racing	F4-T421	16:27:36	10	201,3
35	Adam HIDEG	HUN	CRAM Motorsport	F4-T421	16:14:19	7	201,3
21	Yevan DAVID	SRI	Saintéloc Racing	F4-T421	16:29:12	11	201,2
28	Edoardo IACOBUCCI	ITA	GRS Team	F4-T421	16:28:18	15	201,2
35	Adam HIDEG	HUN	CRAM Motorsport	F4-T421	16:50:53	16	201,1
35	Adam HIDEG	HUN	CRAM Motorsport	F4-T421	16:43:53	12	201,1
88	Cristian CANTÚ	MEX	TC Racing	F4-T421	16:52:12	21	201,0
28	Edoardo IACOBUCCI	ITA	GRS Team	F4-T421	16:07:00	3	201,0
35	Adam HIDEG	HUN	CRAM Motorsport	F4-T421	16:09:05	4	201,0
93	Philippe A KARRAS	FRA	Saintéloc Racing	F4-T421	16:22:23	7	200,9
21	Yevan DAVID	SRI	Saintéloc Racing	F4-T421	16:22:14	7	200,9
35	Adam HIDEG	HUN	CRAM Motorsport	F4-T421	16:52:38	17	200,9
21	Yevan DAVID	SRI	Saintéloc Racing	F4-T421	16:27:28	10	200,8
35	Adam HIDEG	HUN	CRAM Motorsport	F4-T421	16:12:34	6	200,8
35	Adam HIDEG	HUN	CRAM Motorsport	F4-T421	17:01:23	22	200,6
88	Cristian CANTÚ	MEX	TC Racing	F4-T421	16:43:29	16	200,4
68	Santino PANETTA	ARG	TC Racing	F4-T421	16:52:15	20	200,4
21	Yevan DAVID	SRI	Saintéloc Racing	F4-T421	16:30:56	12	200,4
35	Adam HIDEG	HUN	CRAM Motorsport	F4-T421	16:59:38	21	200,4
88	Cristian CANTÚ	MEX	TC Racing	F4-T421	16:22:19	12	200,3
68	Santino PANETTA	ARG	TC Racing	F4-T421	16:53:60	21	200,2
77	Lenny RIED	GER	Monlau Motorsport	F4-T421	16:09:07	3	200,1
28	Edoardo IACOBUCCI	ITA	GRS Team	F4-T421	16:26:32	14	200,1
21	Yevan DAVID	SRI	Saintéloc Racing	F4-T421	16:23:60	8	200,0
77	Lenny RIED	GER	Monlau Motorsport	F4-T421	16:10:52	4	199,9
88	Cristian CANTÚ	MEX	TC Racing	F4-T421	16:46:58	18	199,9
68	Santino PANETTA	ARG	TC Racing	F4-T421	16:59:14	24	199,9
35	Adam HIDEG	HUN	CRAM Motorsport	F4-T421	16:45:38	13	199,9
35	Adam HIDEG	HUN	CRAM Motorsport	F4-T421	16:07:20	3	199,9
21	Yevan DAVID	SRI	Saintéloc Racing	F4-T421	16:25:44	9	199,8



119

**CIRCUITO DE JEREZ - TEST OFICIAL SPANISH FORMULA 4
GRUPO A - SESIÓN 8
TOP CINCO MEJORES VELOCIDADES MÁXIMAS**

Piloto	Nat	Equipo	Top Five Vmax				
93 Philippe A KARRAS	FRA	Saintéloc Racing	202,4	202,1	201,8	201,3	200,9
88 Cristian CANTÚ	MEX	TC Racing	202,2	201,3	201,0	200,4	200,3
35 Adam HIDEG	HUN	CRAM Motorsport	202,0	201,8	201,6	201,4	201,4
28 Edoardo IACOBUCCI	ITA	GRS Team	201,2	201,0	200,1	199,0	199,0
21 Yevan DAVID	SRI	Saintéloc Racing	201,2	200,9	200,8	200,4	200,0
68 Santino PANETTA	ARG	TC Racing	200,4	200,2	199,9	199,8	199,4
77 Lenny RIED	GER	Monlau Motorsport	200,1	199,9	199,8	199,0	198,1
37 Filippo FIORENTINO	BRA	CRAM Motorsport	199,8	199,5	199,1	199,0	198,9
5 Lorenzo CAMPOS	AGO	GRS Team	199,7	199,5	199,4	199,0	198,8
50 Tim GERHARDS	NED	Monlau Motorsport	199,3	199,1	198,7	198,3	198,3
78 Gabriel GÓMEZ	ITA	TC Racing	198,5	198,4	198,0	197,8	197,7