

60

CIRCUITO DE JEREZ - TEST OFICIAL SPANISH FORMULA 4 GRUPO B - SESIÓN 5 RESULTADOS ENTRENAMIENTOS

CONDICIONES ATMOSFERICAS: **Soleado**ESTADO DE LA PISTA: **Seca**

Ord.	#	Piloto	Licencia	Club	Marca	NV	VR	Tiempo	Gap	Intv	VMax
1	3	Griffin PEEBLES	AUS	MP Motorsport	F4-T421	22	17	1:43.131	----	----	206,2
2	71	Mattia COLNAGHI	ITA	KCL MP Motorsport	F4-T421	21	16	1:43.179	0.048	0.048	208,6
3	99	Thomas STRAUVEN	BEL	Rodin Motorsport	F4-T421	11	9	1:43.331	0.200	0.152	203,9
4	4	Juan COTA	ESP	Drivex	F4-T421	14	8	1:43.341	0.210	0.010	204,7
5	7	Maciej GLADYSZ	POL	KCL MP Motorsport	F4-T421	21	18	1:43.384	0.253	0.043	206,4
6	9	René LAMMERS	NED	MP Motorsport	F4-T421	24	20	1:43.388	0.257	0.004	204,6
7	14	Keanu AL AZHARI	UAE	MP Motorsport	F4-T421	20	17	1:43.401	0.270	0.013	204,3
8	66	Francisco MACEDO	POR	DXR	F4-T421	21	18	1:43.420	0.290	0.020	204,8
9	27	Lucas FLUXÁ	ESP	KCL MP Motorsport	F4-T421	23	7	1:43.528	0.398	0.108	204,2
10	44	Ary BANSAL	GBR	Rodin Motorsport	F4-T421	24	22	1:43.534	0.403	0.005	205,4
11	19	Matus RYBA	SVK	Drivex	F4-T421	20	17	1:43.544	0.413	0.010	205,2
12	22	Peter BOUZINELOS	AUS	Rodin Motorsport	F4-T421	11	11	1:43.762	0.631	0.218	203,0
13	33	Christopher EL FEGHALI	LEB	Drivex	F4-T421	19	16	1:43.836	0.705	0.074	204,2
14	12	Adam AL AZHARI	UAE	Tecnicar	F4-T421	19	12	1:44.063	0.932	0.227	205,6
15	6	Sacha VAN'T PAD BOSCH	NED	Tecnicar	F4-T421	23	21	1:44.141	1.010	0.078	204,2
16	10	Lorenzo CASTILLO	MEX	Tecnicar	F4-T421	21	16	1:44.178	1.047	0.037	202,9
17	30	Christian GARDUÑO	MEX	DXR	F4-T421	21	19	1:44.882	1.751	0.704	203,9
18	29	Joanne CICONTE	AUS	DXR	F4-T421	23	23	1:45.580	2.449	0.698	202,4

Circuito de Jerez, 25 DE SEPTIEMBRE DE 2024

Hora:	Hora:	RESULTADOS PUBLICADOS A LAS 09:59 HORAS
-------	-------	---

LiveTiming: live.crono-jerez.com

Pág 1 de 1





61

CIRCUITO DE JEREZ - TEST OFICIAL SPANISH FORMULA 4 GRUPO B - SESIÓN 5 VUELTA A VUELTA

Vuelta	3	4	6	7	9	10	12	14	19	22	27	29
1	2:01.718	PIT EXIT	2:00.088	2:01.783	2:00.413	2:00.289	1:59.554	2:04.652	1:55.971	PIT EXIT	2:03.562	2:05.399
2	1:48.652	1:54.399	1:48.650	1:50.259	1:46.810	1:48.684	1:48.588	1:52.607	1:46.112	1:54.993	PIT EXIT	1:53.475
3	1:44.960	1:44.823	1:45.945	1:45.078	1:45.301	1:46.108	1:45.708	1:55.559	1:45.504	1:46.207	1:53.870	1:48.295
4	1:44.538	1:44.124	PIT EXIT	1:44.940	1:45.799	1:45.753	PIT EXIT	PIT EXIT	1:48.344	1:44.333	1:45.485	1:46.844
5	PIT EXIT	1:43.749	2:09.189	PIT EXIT	PIT EXIT	PIT EXIT	2:09.777	1:49.987	PIT EXIT	1:44.303	1:44.432	PIT EXIT
6	1:46.687	1:43.481	1:52.700	2:03.369	1:47.215	1:49.634	1:51.943	1:44.782	1:50.613	1:43.894	1:43.838	1:53.356
7	1:44.315	1:43.467	1:46.254	1:44.645	1:44.417	1:46.404	1:45.626	1:44.713	1:45.614	1:51.438	1:43.528*	1:46.439
8	1:43.888	1:43.341*	1:44.749	1:44.217	1:44.106	PIT EXIT	1:44.827	1:44.785	1:44.722	1:44.005	1:43.535	1:46.412
9	1:44.121	1:53.659	1:44.896	1:44.096	1:44.035	2:05.572	1:44.294	1:44.623	1:44.457	1:48.417	1:43.607	1:46.806
10	1:44.011	1:43.524	1:44.297	1:43.992	1:44.017	1:51.374	1:44.137	1:44.495	1:44.720	1:44.596	1:43.867	PIT EXIT
11	1:44.282	1:43.362	1:44.191	1:43.815	1:44.031	1:45.292	1:44.294	PIT EXIT	1:44.542	1:43.762*	1:43.730	2:08.847
12	PIT EXIT	1:50.108	1:44.406	PIT EXIT	1:44.076	1:44.724	1:44.063*	2:05.185	PIT EXIT		PIT EXIT	1:55.938
13	1:59.966	1:43.364	1:44.394	2:01.350	PIT EXIT	1:44.635	1:44.145	1:53.032	2:03.102		2:07.681	1:52.943
14	1:48.410	1:45.142	1:44.580	PIT EXIT	2:00.391	1:54.088	1:44.359	1:45.934	1:45.663		1:49.817	1:49.948
15	1:44.580		1:49.886	1:46.288	1:49.334	1:44.728	1:51.354	1:43.876	1:44.043		1:44.851	1:46.498
16	1:43.560		1:44.290	1:43.879	1:45.421	1:44.178*	1:44.514	1:43.615	1:43.574		1:43.910	1:49.061
17	1:43.131*		PIT EXIT	1:43.406	1:43.951	1:44.518	1:45.973	1:43.401*	1:43.544*		1:43.784	1:47.981
18	1:43.915		1:52.427	1:43.384*	1:43.478	1:44.323	1:44.541	1:43.508	1:43.649		1:43.573	1:46.645
19	1:43.558		1:44.666	1:43.394	1:43.389	1:44.548	1:44.481	1:50.796	1:44.053		1:43.755	1:46.517
20	1:43.440		1:44.382	1:43.586	1:43.388*	1:44.690		1:43.698	1:43.933		1:44.010	1:45.953
21	1:43.476		1:44.141*	1:43.654	1:43.477	1:44.382					1:43.861	1:45.892
22	1:43.611		1:44.809		1:43.389						1:43.714	1:46.748
23			1:44.344		1:48.937						1:43.883	1:45.580*
24					1:43.684							

Vuelta	30	33	44	66	71	99						
1	2:09.544	2:03.315	2:00.696	1:59.408	PIT EXIT	2:06.242						
2	1:50.376	1:50.301	1:50.006	1:50.099	PIT EXIT	1:48.792						
3	PIT EXIT	1:46.777	1:45.642	1:47.824	1:54.554	1:44.334						
4	1:54.839	PIT EXIT	1:45.307	PIT EXIT	1:44.407	1:43.602						
5	1:48.617	1:48.622	PIT EXIT	1:51.369	1:43.941	1:43.355						
6	1:49.663	1:45.274	1:56.823	1:44.774	1:43.912	1:43.429						
7	1:48.290	1:45.211	1:45.142	1:44.675	1:43.827	1:52.640						
8	1:48.298	1:44.755	1:44.666	1:44.301	1:43.775	1:43.558						
9	1:48.643	1:44.908	1:44.525	1:44.240	1:43.641	1:43.331*						
10	PIT EXIT	PIT EXIT	1:44.753	1:44.082	1:43.652	1:43.484						
11	2:16.209	1:58.648	1:44.529	PIT EXIT	PIT EXIT	1:43.454						
12	1:50.278	1:59.127	PIT EXIT	2:05.004	2:11.885							
13	1:45.938	1:45.291	2:05.390	1:49.786	1:49.772							
14	1:45.827	1:44.109	1:55.517	1:46.414	1:44.239							
15	1:44.964	1:44.240	1:54.234	1:44.030	1:43.472							
16	1:45.409	1:43.836*	1:46.428	1:46.293	1:43.179*							
17	1:45.339	1:44.035	1:44.666	1:43.747	1:47.537							
18	1:46.359	1:45.806	1:55.256	1:43.420*	1:43.345							
19	1:44.882*	1:44.110	1:43.931	1:49.112	1:43.236							
20	1:45.125		1:44.180	1:43.895	1:50.942							
21	1:48.140		1:43.775	1:49.811	1:46.330							

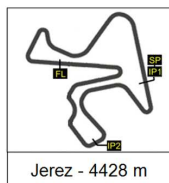


61

CIRCUITO DE JEREZ - TEST OFICIAL SPANISH FORMULA 4 GRUPO B - SESIÓN 5 VUELTA A VUELTA

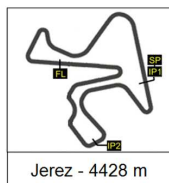
Vuelta	30	33	44	66	71	99						
22			1:43.534*									
23			1:43.811									
24			1:43.985									





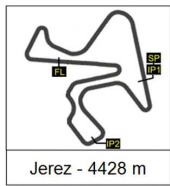
CIRCUITO DE JEREZ - TEST OFICIAL SPANISH FORMULA 4 GRUPO B - SESIÓN 5 ANÁLISIS

Número	3		4		6		7		9		10		12		
	Vta	Sector	Vuelta	Sector	Vuelta	Sector	Vuelta	Sector	Vuelta	Sector	Vuelta	Sector	Vuelta		
19	IP1	39.932	39.932			40.537	40.537	39.904	39.904	39.948	39.948	40.271	40.271	40.153	40.153
	IP2	28.719	1:08.651			28.971	1:09.508	28.672	1:08.576	28.678	1:08.626	28.916	1:09.187	28.975	1:09.128
	FL	34.908	1:43.558			35.158	1:44.666	34.818	1:43.394	34.763	1:43.389	35.361	1:44.548	35.353	1:44.481
20	IP1	39.981	39.981			40.369	40.369	39.905	39.905	39.929	39.929	40.404	40.404	41.142	41.142
	IP2	28.702	1:08.683			28.836	1:09.205	28.643	1:08.548	28.623	1:08.552	28.869	1:09.273	29.539	1:10.681
	FL	34.757	1:43.440			35.177	1:44.382	35.039	1:43.586	34.836	1:43.388	35.417	1:44.690		-----
21	IP1	39.956	39.956			40.123	40.123	39.924	39.924	39.891	39.891	40.228	40.228		
	IP2	28.711	1:08.667			28.912	1:09.035	28.737	1:08.661	28.684	1:08.575	28.842	1:09.070		
	FL	34.809	1:43.476			35.106	1:44.141	34.993	1:43.654	34.902	1:43.477	35.312	1:44.382		
22	IP1	39.879	39.879			40.399	40.399	40.144	40.144	39.917	39.917	40.600	40.600		
	IP2	28.782	1:08.661			29.241	1:09.640	29.426	1:09.570	28.575	1:08.492	28.950	1:09.550		
	FL	34.950	1:43.611			35.169	1:44.809		-----	34.897	1:43.389		-----		
23	IP1	41.969	41.969			40.239	40.239			40.059	40.059				
	IP2	29.713	1:11.682			28.980	1:09.219			30.518	1:10.577				
	FL		-----			35.125	1:44.344			38.360	1:48.937				
24	IP1					40.392	40.392			40.057	40.057				
	IP2					29.064	1:09.456			28.679	1:08.736				
	FL						-----			34.948	1:43.684				



CIRCUITO DE JEREZ - TEST OFICIAL SPANISH FORMULA 4 GRUPO B - SESIÓN 5 ANÁLISIS

Número	14		19		22		27		29		30		33	
Vta	Sector	Vuelta	Sector	Vuelta	Sector	Vuelta	Sector	Vuelta	Sector	Vuelta	Sector	Vuelta	Sector	Vuelta
19	IP1	40.125	40.125	40.036	40.036		39.961	39.961	40.736	40.736	40.424	40.424	40.191	40.191
	IP2	28.632	1:08.757	28.893	1:08.929		28.796	1:08.757	29.930	1:10.666	29.055	1:09.479	28.910	1:09.101
	FL	42.039	1:50.796	35.124	1:44.053		34.998	1:43.755	35.851	1:46.517	35.403	1:44.882	35.009	1:44.110
20	IP1	40.079	40.079	39.993	39.993		40.262	40.262	40.814	40.814	40.577	40.577	43.983	43.983
	IP2	28.658	1:08.737	28.844	1:08.837		28.723	1:08.985	29.617	1:10.431	29.273	1:09.850	31.673	1:15.656
	FL	34.961	1:43.698	35.096	1:43.933		35.026	1:44.010	35.522	1:45.953	35.275	1:45.125		-----
21	IP1	40.258	40.258	41.064	41.064		39.964	39.964	40.619	40.619	43.540	43.540		
	IP2	28.887	1:09.145	29.241	1:10.305		28.746	1:08.710	29.660	1:10.279	29.237	1:12.777		
	FL		-----		-----		35.152	1:43.861	35.613	1:45.892	35.363	1:48.140		
22	IP1						40.020	40.020	40.752	40.752	40.579	40.579		
	IP2						28.760	1:08.780	30.206	1:10.958	31.288	1:11.867		
	FL						34.934	1:43.714	35.790	1:46.748		-----		
23	IP1						40.011	40.011	40.599	40.599				
	IP2						28.766	1:08.777	29.509	1:10.108				
	FL						35.106	1:43.883	35.472	1:45.580				
24	IP1						41.440	41.440	42.144	42.144				
	IP2						29.732	1:11.172	29.887	1:12.031				
	FL							-----		-----				



3
62

CIRCUITO DE JEREZ - TEST OFICIAL SPANISH FORMULA 4 GRUPO B - SESIÓN 5 ANÁLISIS

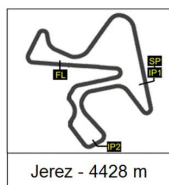
Número	44		66		71		99		0		0		0	
	Vta	Sector	Vuelta	Sector	Vuelta	Sector	Vuelta	Sector	Vuelta	Sector	Vuelta	Sector	Vuelta	
19	IP1	40.092	40.092	42.504	42.504	39.773	39.773							
	IP2	28.891	1:08.983	30.404	1:12.908	28.588	1:08.361							
	FL	34.948	1:43.931	36.204	1:49.112	34.875	1:43.236							
20	IP1	40.142	40.142	39.923	39.923	40.055	40.055							
	IP2	28.913	1:09.055	28.926	1:08.849	28.885	1:08.940							
	FL	35.125	1:44.180	35.046	1:43.895	42.002	1:50.942							
21	IP1	39.931	39.931	42.192	42.192	40.066	40.066							
	IP2	28.925	1:08.856	31.855	1:14.047	29.638	1:09.704							
	FL	34.919	1:43.775	35.765	1:49.811	36.626	1:46.330							
22	IP1	39.932	39.932	40.053	40.053	40.047	40.047							
	IP2	28.771	1:08.703	30.323	1:10.376	28.817	1:08.864							
	FL	34.831	1:43.534											
23	IP1	40.052	40.052											
	IP2	28.961	1:09.013											
	FL	34.798	1:43.811											
24	IP1	40.045	40.045											
	IP2	28.897	1:08.942											
	FL	35.043	1:43.985											



63

CIRCUITO DE JEREZ - TEST OFICIAL SPANISH FORMULA 4 GRUPO B - SESIÓN 5 40 MEJORES VUELTAS

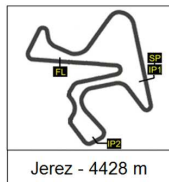
Dorsal	Piloto	Nat	Equipo	Maq.	Hora	Vuelta	Tiempo
3	Griffin PEEBLES	AUS	MP Motorsport	F4-T421	9:44:39	17	1:43.131
71	Mattia COLNAGHI	ITA	KCL MP Motorsport	F4-T421	9:45:33	16	1:43.179
71	Mattia COLNAGHI	ITA	KCL MP Motorsport	F4-T421	9:50:47	19	1:43.236
99	Thomas STRAUVEN	BEL	Rodin Motorsport	F4-T421	9:49:18	9	1:43.331
4	Juan COTA	ESP	Drivex	F4-T421	9:36:34	8	1:43.341
71	Mattia COLNAGHI	ITA	KCL MP Motorsport	F4-T421	9:49:04	18	1:43.345
99	Thomas STRAUVEN	BEL	Rodin Motorsport	F4-T421	9:42:15	5	1:43.355
4	Juan COTA	ESP	Drivex	F4-T421	9:41:54	11	1:43.362
4	Juan COTA	ESP	Drivex	F4-T421	9:45:28	13	1:43.364
7	Maciej GLADYSZ	POL	KCL MP Motorsport	F4-T421	9:47:22	18	1:43.384
9	René LAMMERS	NED	MP Motorsport	F4-T421	9:48:39	20	1:43.388
9	René LAMMERS	NED	MP Motorsport	F4-T421	9:52:06	22	1:43.389
9	René LAMMERS	NED	MP Motorsport	F4-T421	9:46:56	19	1:43.389
7	Maciej GLADYSZ	POL	KCL MP Motorsport	F4-T421	9:49:06	19	1:43.394
14	Keanu AL AZHARI	UAE	MP Motorsport	F4-T421	9:46:45	17	1:43.401
7	Maciej GLADYSZ	POL	KCL MP Motorsport	F4-T421	9:45:39	17	1:43.406
66	Francisco MACEDO	POR	DXR	F4-T421	9:48:47	18	1:43.420
99	Thomas STRAUVEN	BEL	Rodin Motorsport	F4-T421	9:43:59	6	1:43.429
3	Griffin PEEBLES	AUS	MP Motorsport	F4-T421	9:49:50	20	1:43.440
99	Thomas STRAUVEN	BEL	Rodin Motorsport	F4-T421	9:52:45	11	1:43.454
4	Juan COTA	ESP	Drivex	F4-T421	9:34:51	7	1:43.467
71	Mattia COLNAGHI	ITA	KCL MP Motorsport	F4-T421	9:43:50	15	1:43.472
3	Griffin PEEBLES	AUS	MP Motorsport	F4-T421	9:51:33	21	1:43.476
9	René LAMMERS	NED	MP Motorsport	F4-T421	9:50:23	21	1:43.477
9	René LAMMERS	NED	MP Motorsport	F4-T421	9:45:12	18	1:43.478
4	Juan COTA	ESP	Drivex	F4-T421	9:33:07	6	1:43.481
99	Thomas STRAUVEN	BEL	Rodin Motorsport	F4-T421	9:51:02	10	1:43.484
14	Keanu AL AZHARI	UAE	MP Motorsport	F4-T421	9:48:28	18	1:43.508
4	Juan COTA	ESP	Drivex	F4-T421	9:40:11	10	1:43.524
27	Lucas FLUXÁ	ESP	KCL MP Motorsport	F4-T421	9:23:02	7	1:43.528
44	Ary BANSAL	GBR	Rodin Motorsport	F4-T421	9:50:43	22	1:43.534
27	Lucas FLUXÁ	ESP	KCL MP Motorsport	F4-T421	9:24:46	8	1:43.535
19	Matus RYBA	SVK	Drivex	F4-T421	9:44:44	17	1:43.544
99	Thomas STRAUVEN	BEL	Rodin Motorsport	F4-T421	9:47:35	8	1:43.558
3	Griffin PEEBLES	AUS	MP Motorsport	F4-T421	9:48:06	19	1:43.558
3	Griffin PEEBLES	AUS	MP Motorsport	F4-T421	9:42:56	16	1:43.560
27	Lucas FLUXÁ	ESP	KCL MP Motorsport	F4-T421	9:48:00	18	1:43.573
19	Matus RYBA	SVK	Drivex	F4-T421	9:43:00	16	1:43.574
7	Maciej GLADYSZ	POL	KCL MP Motorsport	F4-T421	9:50:49	20	1:43.586
99	Thomas STRAUVEN	BEL	Rodin Motorsport	F4-T421	9:40:32	4	1:43.602



64

CIRCUITO DE JEREZ - TEST OFICIAL SPANISH FORMULA 4 GRUPO B - SESIÓN 5 TOP CINCO VUELTAS

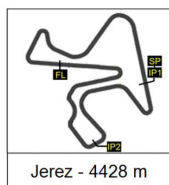
Piloto	Nat	Equipo	Top Five Laps				
3 Griffin PEBBLES	AUS	MP Motorsport	1:43.131	1:43.440	1:43.476	1:43.558	1:43.560
71 Mattia COLNAGHI	ITA	KCL MP Motorsport	1:43.179	1:43.236	1:43.345	1:43.472	1:43.641
99 Thomas STRAUVEN	BEL	Rodin Motorsport	1:43.331	1:43.355	1:43.429	1:43.454	1:43.484
4 Juan COTA	ESP	Drivex	1:43.341	1:43.362	1:43.364	1:43.467	1:43.481
7 Maciej GLADYSZ	POL	KCL MP Motorsport	1:43.384	1:43.394	1:43.406	1:43.586	1:43.654
9 René LAMMERS	NED	MP Motorsport	1:43.388	1:43.389	1:43.389	1:43.477	1:43.478
14 Keanu AL AZHARI	UAE	MP Motorsport	1:43.401	1:43.508	1:43.615	1:43.698	1:43.876
66 Francisco MACEDO	POR	DXR	1:43.420	1:43.747	1:43.895	1:44.030	1:44.082
27 Lucas FLUXÁ	ESP	KCL MP Motorsport	1:43.528	1:43.535	1:43.573	1:43.607	1:43.714
44 Ary BANSAL	GBR	Rodin Motorsport	1:43.534	1:43.775	1:43.811	1:43.931	1:43.985
19 Matus RYBA	SVK	Drivex	1:43.544	1:43.574	1:43.649	1:43.933	1:44.043
22 Peter BOUZINELOS	AUS	Rodin Motorsport	1:43.762	1:43.894	1:44.005	1:44.303	1:44.333
33 Christopher EL FEGHALI	LEB	Drivex	1:43.836	1:44.035	1:44.109	1:44.110	1:44.240
12 Adam AL AZHARI	UAE	Tecnicar	1:44.063	1:44.137	1:44.145	1:44.294	1:44.294
6 Sacha VAN'T PAD BOSC	NED	Tecnicar	1:44.141	1:44.191	1:44.290	1:44.297	1:44.344
10 Lorenzo CASTILLO	MEX	Tecnicar	1:44.178	1:44.323	1:44.382	1:44.518	1:44.548
30 Christian GARDUÑO	MEX	DXR	1:44.882	1:44.964	1:45.125	1:45.339	1:45.409
29 Joanne CICONTE	AUS	DXR	1:45.580	1:45.892	1:45.953	1:46.412	1:46.439



65

CIRCUITO DE JEREZ - TEST OFICIAL SPANISH FORMULA 4 GRUPO B - SESIÓN 5 40 MEJORES VELOCIDADES MÁXIMAS

Dorsal	Piloto	Nat	Equipo	Maq.	Hora	Vuelta	Vmax
71	Mattia COLNAGHI	ITA	KCL MP Motorsport	F4-T421	9:51:27	19	208,6
7	Maciej GLADYSZ	POL	KCL MP Motorsport	F4-T421	9:53:13	21	206,4
3	Griffin PEEBLES	AUS	MP Motorsport	F4-T421	9:15:33	6	206,2
71	Mattia COLNAGHI	ITA	KCL MP Motorsport	F4-T421	9:49:43	18	205,9
71	Mattia COLNAGHI	ITA	KCL MP Motorsport	F4-T421	9:17:41	4	205,7
12	Adam AL AZHARI	UAE	Tecnicar	F4-T421	9:47:04	18	205,6
71	Mattia COLNAGHI	ITA	KCL MP Motorsport	F4-T421	9:46:13	16	205,6
71	Mattia COLNAGHI	ITA	KCL MP Motorsport	F4-T421	9:44:29	15	205,5
71	Mattia COLNAGHI	ITA	KCL MP Motorsport	F4-T421	9:24:37	8	205,5
44	Ary BANSAL	GBR	Rodin Motorsport	F4-T421	9:47:55	20	205,4
12	Adam AL AZHARI	UAE	Tecnicar	F4-T421	9:45:20	17	205,3
19	Matus RYBA	SVK	Drivex	F4-T421	9:43:40	16	205,2
71	Mattia COLNAGHI	ITA	KCL MP Motorsport	F4-T421	9:48:00	17	205,1
71	Mattia COLNAGHI	ITA	KCL MP Motorsport	F4-T421	9:22:53	7	205,1
19	Matus RYBA	SVK	Drivex	F4-T421	9:45:24	17	205,1
19	Matus RYBA	SVK	Drivex	F4-T421	9:17:29	7	205,1
71	Mattia COLNAGHI	ITA	KCL MP Motorsport	F4-T421	9:19:25	5	205,0
3	Griffin PEEBLES	AUS	MP Motorsport	F4-T421	9:43:36	16	205,0
7	Maciej GLADYSZ	POL	KCL MP Motorsport	F4-T421	9:06:35	3	204,9
71	Mattia COLNAGHI	ITA	KCL MP Motorsport	F4-T421	9:21:09	6	204,9
66	Francisco MACEDO	POR	DXR	F4-T421	9:24:29	10	204,8
19	Matus RYBA	SVK	Drivex	F4-T421	9:48:52	19	204,8
7	Maciej GLADYSZ	POL	KCL MP Motorsport	F4-T421	9:48:02	18	204,7
66	Francisco MACEDO	POR	DXR	F4-T421	9:22:40	9	204,7
4	Juan COTA	ESP	Drivex	F4-T421	9:42:34	11	204,7
3	Griffin PEEBLES	AUS	MP Motorsport	F4-T421	9:52:13	21	204,7
3	Griffin PEEBLES	AUS	MP Motorsport	F4-T421	9:45:19	17	204,7
3	Griffin PEEBLES	AUS	MP Motorsport	F4-T421	9:17:17	7	204,7
9	René LAMMERS	NED	MP Motorsport	F4-T421	9:20:44	9	204,6
7	Maciej GLADYSZ	POL	KCL MP Motorsport	F4-T421	9:19:27	8	204,6
3	Griffin PEEBLES	AUS	MP Motorsport	F4-T421	9:47:03	18	204,6
44	Ary BANSAL	GBR	Rodin Motorsport	F4-T421	9:44:27	18	204,5
7	Maciej GLADYSZ	POL	KCL MP Motorsport	F4-T421	9:21:11	9	204,5
7	Maciej GLADYSZ	POL	KCL MP Motorsport	F4-T421	9:17:43	7	204,5
66	Francisco MACEDO	POR	DXR	F4-T421	9:47:44	17	204,5
71	Mattia COLNAGHI	ITA	KCL MP Motorsport	F4-T421	9:55:04	21	204,5
19	Matus RYBA	SVK	Drivex	F4-T421	9:19:13	8	204,5
7	Maciej GLADYSZ	POL	KCL MP Motorsport	F4-T421	9:08:21	4	204,4
19	Matus RYBA	SVK	Drivex	F4-T421	9:22:43	10	204,4
4	Juan COTA	ESP	Drivex	F4-T421	9:46:08	13	204,3



66

**CIRCUITO DE JEREZ - TEST OFICIAL SPANISH FORMULA 4
GRUPO B - SESIÓN 5
TOP CINCO MEJORES VELOCIDADES MÁXIMAS**

Piloto	Nat	Equipo	Top Five Vmax				
71 Mattia COLNAGHI	ITA	KCL MP Motorsport	208,6	205,9	205,7	205,6	205,5
7 Maciej GLADYSZ	POL	KCL MP Motorsport	206,4	204,9	204,7	204,6	204,5
3 Griffin PEEBLES	AUS	MP Motorsport	206,2	205,0	204,7	204,7	204,7
12 Adam AL AZHARI	UAE	Tecnicar	205,6	205,3	203,8	203,6	203,5
44 Ary BANSAL	GBR	Rodin Motorsport	205,4	204,5	204,1	204,0	203,9
19 Matus RYBA	SVK	Drivex	205,2	205,1	205,1	204,8	204,5
66 Francisco MACEDO	POR	DXR	204,8	204,7	204,5	204,3	204,2
4 Juan COTA	ESP	Drivex	204,7	204,3	204,2	204,0	203,8
9 René LAMMERS	NED	MP Motorsport	204,6	204,2	204,2	204,2	204,0
14 Keanu AL AZHARI	UAE	MP Motorsport	204,3	204,3	203,8	203,6	202,8
27 Lucas FLUXÁ	ESP	KCL MP Motorsport	204,2	204,2	204,0	203,9	203,8
6 Sacha VAN'T PAD BOSC	NED	Tecnicar	204,2	204,0	203,4	203,4	203,3
33 Christopher EL FEGHALI	LEB	Drivex	204,2	203,6	203,5	203,4	203,4
99 Thomas STRAUVEN	BEL	Rodin Motorsport	203,9	203,7	203,4	203,4	203,2
30 Christian GARDUÑO	MEX	DXR	203,9	203,2	203,0	202,9	202,6
22 Peter BOUZINELOS	AUS	Rodin Motorsport	203,0	203,0	202,8	202,2	202,2
10 Lorenzo CASTILLO	MEX	Tecnicar	202,9	202,8	202,4	202,2	202,1
29 Joanne CICONTE	AUS	DXR	202,4	202,4	202,2	202,0	201,4