



102

CIRCUITO DE JEREZ - TEST OFICIAL SPANISH FORMULA 4 GRUPO B - SESIÓN 8 RESULTADOS ENTRENAMIENTOS

CONDICIONES ATMOSFERICAS: **Soleado**ESTADO DE LA PISTA: **Seca**

Ord.	#	Piloto	Licencia	Club	Marca	NV	VR	Tiempo	Gap	Intv	VMax
1	4	Juan COTA	ESP	Drivex	F4-T421	14	11	1:43.938	----	----	202,1
2	6	Sacha VAN'T PAD BOSCH	NED	Tecnicar	F4-T421	18	13	1:44.236	0.298	0.298	201,3
3	66	Francisco MACEDO	POR	DXR	F4-T421	20	14	1:44.326	0.388	0.090	202,4
4	99	Thomas STRAUVEN	BEL	Rodin Motorsport	F4-T421	21	10	1:44.386	0.448	0.060	201,5
5	12	Adam AL AZHARI	UAE	Tecnicar	F4-T421	20	13	1:44.524	0.586	0.138	200,5
6	7	Maciej GLADYSZ	POL	KCL MP Motorsport	F4-T421	7	7	1:44.557	0.619	0.033	200,9
7	10	Lorenzo CASTILLO	MEX	Tecnicar	F4-T421	19	9	1:44.646	0.708	0.089	202,2
8	44	Ary BANSAL	GBR	Rodin Motorsport	F4-T421	23	18	1:44.784	0.846	0.138	200,7
9	33	Christopher EL FEGHALI	LEB	Drivex	F4-T421	13	8	1:44.887	0.949	0.103	201,6
10	22	Peter BOUZINELOS	AUS	Rodin Motorsport	F4-T421	21	10	1:44.902	0.964	0.015	200,8
11	14	Keanu AL AZHARI	UAE	MP Motorsport	F4-T421	5	5	1:45.345	1.407	0.443	202,6
12	30	Christian GARDUÑO	MEX	DXR	F4-T421	23	23	1:45.598	1.660	0.253	200,7
13	27	Lucas FLUXÁ	ESP	KCL MP Motorsport	F4-T421	5	2	PIT EXIT	25.810	24.150	201,6
14	3	Griffin PEEBLES	AUS	MP Motorsport	F4-T421	5	5	PIT EXIT	26.611	0.801	202,3
15	71	Mattia COLNAGHI	ITA	KCL MP Motorsport	F4-T421	4	2	PIT EXIT	40.065	13.454	202,2
16	9	René LAMMERS	NED	MP Motorsport	F4-T421	3	3	PIT EXIT	45.877	5.812	199,3

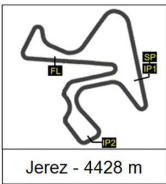
Circuito de Jerez, 25 DE SEPTIEMBRE DE 2024

Hora:	Hora:	RESULTADOS PUBLICADOS A LAS 15:57 HORAS
-------	-------	---

LiveTiming: live.crono-jerez.com

Pág 1 de 1





103

**CIRCUITO DE JEREZ - TEST OFICIAL SPANISH FORMULA 4
GRUPO B - SESIONES 5 A 8
RESULTADOS ENTRENAMIENTOS COMBINADOS**

Ord. #	Piloto	Club	Neum	NVT	Sesion 1			Sesion 2			Sesion 3			Sesion 4			Tiempo
					VR	NV	Tiempo	VR	NV	Tiempo	VR	NV	Tiempo	VR	NV	Tiempo	
1	3	Griffin PEEBLES	MP Motorsport	Hankook 63	17	22	1:43.131	7	24	1:44.434	12	12	1:43.951	5	5	2:10.549	1:43.131
2	71	Mattia COLNAGHI	KCL MP Motorsport	Hankook 59	16	21	1:43.179	8	22	1:43.939	12	12	1:43.449	2	4	2:24.003	1:43.179
3	4	Juan COTA	Drivex	Hankook 69	8	14	1:43.341	20	21	1:43.283	7	20	1:44.342	11	14	1:43.938	1:43.283
4	99	Thomas STRAUVEN	Rodin Motorsport	Hankook 64	9	11	1:43.331	16	19	1:43.769	9	13	1:43.654	10	21	1:44.386	1:43.331
5	7	Maciej GLADYSZ	KCL MP Motorsport	Hankook 53	18	21	1:43.384	9	17	1:43.687	8	8	1:43.937	7	7	1:44.557	1:43.384
6	9	René LAMMERS	MP Motorsport	Hankook 59	20	24	1:43.388	9	24	1:44.507	5	8	1:43.911	3	3	2:29.815	1:43.388
7	14	Keanu AL AZHARI	MP Motorsport	Hankook 60	17	20	1:43.401	7	23	1:44.215	9	12	1:43.554	5	5	1:45.345	1:43.401
8	66	Francisco MACEDO	DXR	Hankook 79	18	21	1:43.421	22	22	1:43.701	11	16	1:44.446	14	20	1:44.326	1:43.421
9	27	Lucas FLUXÁ	KCL MP Motorsport	Hankook 65	7	23	1:43.529	15	24	1:44.205	13	13	1:43.891	2	5	2:09.748	1:43.529
10	44	Ary BANSAL	Rodin Motorsport	Hankook 85	22	24	1:43.534	19	24	1:43.622	12	14	1:44.262	18	23	1:44.784	1:43.534
11	19	Matus RYBA	Drivex	Hankook 57	17	20	1:43.544	16	19	1:43.799	4	18	1:44.831	0	0	----	1:43.544
12	33	Christopher EL FEGHALI	Drivex	Hankook 74	16	19	1:43.836	16	21	1:43.722	9	21	1:45.192	8	13	1:44.887	1:43.722
13	22	Peter BOUZINELOS	Rodin Motorsport	Hankook 64	11	11	1:43.762	10	21	1:44.110	9	11	1:44.025	10	21	1:44.902	1:43.762
14	12	Adam AL AZHARI	Tecnicar	Hankook 72	12	19	1:44.063	9	18	1:44.796	6	15	1:45.525	13	20	1:44.524	1:44.063
15	6	Sacha VAN'T PAD BOSCH	Tecnicar	Hankook 85	21	23	1:44.141	17	24	1:44.163	5	20	1:44.924	13	18	1:44.236	1:44.141
16	10	Lorenzo CASTILLO	Tecnicar	Hankook 78	16	21	1:44.178	15	20	1:44.430	12	18	1:45.107	9	19	1:44.646	1:44.178
17	32	Wiktor DOBRZANSKI	Tecnicar	Hankook 41	0	0	----	16	21	1:44.625	18	20	1:45.313	0	0	----	1:44.625
18	30	Christian GARDUÑO	DXR	Hankook 76	19	21	1:44.882	16	19	1:44.883	12	13	1:45.899	23	23	1:45.598	1:44.882
19	29	Joanne CICONTE	DXR	Hankook 52	23	23	1:45.580	9	15	1:46.382	13	14	1:45.790	0	0	----	1:45.580
20	8	Enzo TARNVANICHKUL	Campos Racing	Hankook 1	0	0	----	1	1	1:53.479	0	0	----	0	0	----	1:53.479

Circuito de Jerez, 25 DE SEPTIEMBRE DE 2024

Hora:

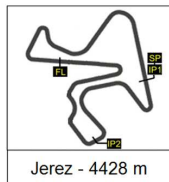
Hora:

RESULTADOS PUBLICADOS A LAS 15:57 HORAS

LiveTiming: live.crono-jerez.com

Pág 1 de 1

www.crono-jerez.com

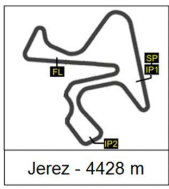


104

CIRCUITO DE JEREZ - TEST OFICIAL SPANISH FORMULA 4 GRUPO B - SESIÓN 8 VUELTA A VUELTA

Vuelta	3	4	6	7	9	10	12	14	22	27	30	33
1	PIT EXIT	1:59.555	1:58.189	PIT EXIT	PIT EXIT	1:52.311	1:55.716	PIT EXIT	PIT EXIT	PIT EXIT	1:57.837	1:53.551
2	PIT EXIT	1:46.537	1:47.346	PIT EXIT	PIT EXIT	1:50.491	1:48.234	PIT EXIT	PIT EXIT	PIT EXIT*	1:47.657	1:46.240
3	PIT EXIT	1:45.396	1:45.868	PIT EXIT	PIT EXIT*	1:45.426	1:46.176	PIT EXIT	PIT EXIT	PIT EXIT	1:46.791	1:45.734
4	PIT EXIT	1:44.914	1:45.598	PIT EXIT		1:45.236	1:45.834	2:09.197	1:47.608	PIT EXIT	1:46.714	1:45.058
5	PIT EXIT*	1:44.901	PIT EXIT	2:04.294		1:45.138	1:45.788	1:45.345*	1:45.113	PIT EXIT	1:46.375	1:45.011
6		PIT EXIT	2:12.201	1:49.383		1:44.881	1:45.453		1:44.922		1:46.521	1:45.074
7		1:59.016	1:53.157	1:44.557*		1:44.761	1:45.296		1:44.974		1:47.105	1:45.194
8		1:44.663	1:50.620			1:44.753	PIT EXIT		1:45.497		1:46.090	1:44.887*
9		1:44.283	1:45.034			1:44.646*	2:08.500		1:45.111		1:47.862	1:50.098
10		1:43.976	1:44.313			PIT EXIT	1:53.560		1:44.902*		1:45.917	1:45.368
11		1:43.938*	1:44.496			1:51.475	1:45.437		1:45.356		1:46.625	PIT EXIT
12		1:44.197	1:44.337			1:45.023	1:44.715		1:45.310		PIT EXIT	PIT EXIT
13		1:44.059	1:44.236*			1:46.287	1:44.524*		1:45.090		2:01.164	2:12.619
14		1:44.072	1:44.589			1:45.427	1:44.674		1:45.583		1:47.044	
15			1:51.891			1:45.105	1:44.877		1:44.984		1:46.760	
16			1:44.608			1:44.834	1:44.560		1:45.483		1:47.345	
17			1:44.416			1:44.979	1:44.585		1:45.107		1:55.677	
18			1:44.493			1:44.972	1:44.744		1:45.153		1:46.071	
19						1:44.985	1:50.414		1:45.241		1:45.939	
20							1:44.640		1:45.211		1:45.717	
21									1:45.113		1:47.149	
22											1:45.821	
23											1:45.598*	

Vuelta	44	66	71	99								
1	PIT EXIT	1:55.685	PIT EXIT	PIT EXIT								
2	PIT EXIT	1:47.497	PIT EXIT*	PIT EXIT								
3	PIT EXIT	1:45.827	PIT EXIT	PIT EXIT								
4	1:48.145	1:54.133	PIT EXIT	1:47.566								
5	1:45.269	1:47.510		1:45.015								
6	1:44.841	1:49.802		1:44.528								
7	1:44.862	1:44.920		1:44.802								
8	1:44.899	1:54.459		1:44.837								
9	1:44.936	1:44.731		1:44.595								
10	1:44.918	PIT EXIT		1:44.386*								
11	1:45.041	1:54.739		1:44.492								
12	1:45.330	1:47.774		1:44.610								
13	1:45.503	1:44.637		1:44.725								
14	1:45.113	1:44.326*		1:44.617								
15	1:45.270	PIT EXIT		1:45.892								
16	1:45.075	1:50.600		1:44.802								
17	1:44.978	1:45.969		1:44.692								
18	1:44.784*	1:44.366		1:44.502								
19	1:45.139	1:44.332		1:44.639								
20	1:45.489	1:48.157		1:44.775								
21	1:45.377			1:44.891								
22	1:46.029											

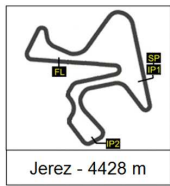


104

CIRCUITO DE JEREZ - TEST OFICIAL SPANISH FORMULA 4
GRUPO B - SESIÓN 8
VUELTA A VUELTA

Table with 13 columns: Vuelta, 44, 66, 71, 99, and 9 empty cells. Row 2: 23, 1:45.070, and 11 empty cells.

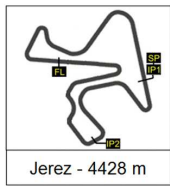




1
105

**CIRCUITO DE JEREZ - TEST OFICIAL SPANISH FORMULA 4
GRUPO B - SESIÓN 8
ANÁLISIS**

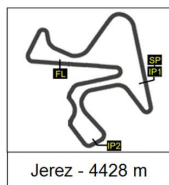
Número	3		4		6		7		9		10		12	
	Vta	Sector	Vuelta	Sector	Vuelta	Sector	Vuelta	Sector	Vuelta	Sector	Vuelta	Sector	Vuelta	
19	IP1				40.610	40.610					40.607	40.607	43.115	43.115
	IP2				29.193	1:09.803					29.074	1:09.681	31.512	1:14.627
	FL					-----					35.304	1:44.985	35.787	1:50.414
20	IP1										40.617	40.617	40.349	40.349
	IP2										29.165	1:09.782	29.141	1:09.490
	FL										-----		35.150	1:44.640
21	IP1												42.506	42.506
	IP2												29.248	1:11.754
	FL												-----	
22	IP1													
	IP2													
	FL													
23	IP1													
	IP2													
	FL													



2
105

CIRCUITO DE JEREZ - TEST OFICIAL SPANISH FORMULA 4 GRUPO B - SESIÓN 8 ANÁLISIS

Número	14		22		27		30		33		44		66		
	Vta	Sector	Vuelta	Sector	Vuelta	Sector	Vuelta	Sector	Vuelta	Sector	Vuelta	Sector	Vuelta		
19	IP1			40.657	40.657			40.813	40.813			40.614	40.614	40.213	40.213
	IP2			29.222	1:09.879			29.362	1:10.175			29.182	1:09.796	28.927	1:09.140
	FL			35.362	1:45.241			35.764	1:45.939			35.343	1:45.139	35.192	1:44.332
20	IP1			40.780	40.780			40.764	40.764			41.037	41.037	40.266	40.266
	IP2			29.127	1:09.907			29.412	1:10.176			29.211	1:10.248	29.017	1:09.283
	FL			35.304	1:45.211			35.541	1:45.717			35.241	1:45.489	38.874	1:48.157
21	IP1			40.684	40.684			41.820	41.820			40.696	40.696	40.135	40.135
	IP2			29.231	1:09.915			29.464	1:11.284			29.271	1:09.967	28.675	1:08.810
	FL			35.198	1:45.113			35.865	1:47.149			35.410	1:45.377		-----
22	IP1			40.568	40.568			40.960	40.960			40.778	40.778		
	IP2			29.076	1:09.644			29.345	1:10.305			29.822	1:10.600		
	FL				-----			35.516	1:45.821			35.429	1:46.029		
23	IP1							40.897	40.897			40.489	40.489		
	IP2							29.173	1:10.070			29.189	1:09.678		
	FL							35.528	1:45.598			35.392	1:45.070		



CIRCUITO DE JEREZ - TEST OFICIAL SPANISH FORMULA 4 GRUPO B - SESIÓN 8 ANÁLISIS

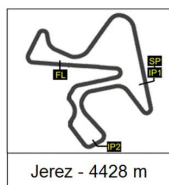
Número	71		99		0		0		0		0		0	
	Vta	Sector	Vuelta	Sector	Vuelta	Sector	Vuelta	Sector	Vuelta	Sector	Vuelta	Sector	Vuelta	
1	IP1	44.303	44.303	51.111	51.111									
	IP2	30.776	1:15.079	35.510	1:26.621									
	FL	1:17.99	PIT EXIT	1:03.32	PIT EXIT									
2	IP1	59.041	59.041	44.608	44.608									
	IP2	30.968	1:30.009	30.580	1:15.188									
	FL	53.994	PIT EXIT	1:11.41	PIT EXIT									
3	IP1	57.268	57.268	42.792	42.792									
	IP2	29.952	1:27.220	29.288	1:12.080									
	FL	1:03.79	PIT EXIT	1:15.88	PIT EXIT									
4	IP1	58.171	58.171	42.988	42.988									
	IP2	31.714	1:29.885	29.296	1:12.284									
	FL	1:02.27	PIT EXIT	35.282	1:47.566									
5	IP1	1:00.41	1:00.410	40.685	40.685									
	IP2	29.534	1:29.944	29.146	1:09.831									
	FL		-----	35.184	1:45.015									
6	IP1			40.408	40.408									
	IP2			28.996	1:09.404									
	FL			35.124	1:44.528									
7	IP1			40.421	40.421									
	IP2			28.987	1:09.408									
	FL			35.394	1:44.802									
8	IP1			40.463	40.463									
	IP2			29.072	1:09.535									
	FL			35.302	1:44.837									
9	IP1			40.491	40.491									
	IP2			28.986	1:09.477									
	FL			35.118	1:44.595									
10	IP1			40.380	40.380									
	IP2			28.897	1:09.277									
	FL			35.109	1:44.386									
11	IP1			40.440	40.440									
	IP2			28.909	1:09.349									
	FL			35.143	1:44.492									
12	IP1			40.505	40.505									
	IP2			28.935	1:09.440									
	FL			35.170	1:44.610									
13	IP1			40.394	40.394									
	IP2			28.950	1:09.344									
	FL			35.381	1:44.725									
14	IP1			40.373	40.373									
	IP2			29.078	1:09.451									
	FL			35.166	1:44.617									
15	IP1			40.502	40.502									
	IP2			29.988	1:10.490									
	FL			35.402	1:45.892									
16	IP1			40.661	40.661									
	IP2			29.039	1:09.700									
	FL			35.102	1:44.802									
17	IP1			40.391	40.391									
	IP2			28.967	1:09.358									
	FL			35.334	1:44.692									
18	IP1			40.323	40.323									
	IP2			28.965	1:09.288									
	FL			35.214	1:44.502									



3
105

CIRCUITO DE JEREZ - TEST OFICIAL SPANISH FORMULA 4 GRUPO B - SESIÓN 8 ANÁLISIS

Número	71		99		0		0		0		0		0	
Vta	Sector	Vuelta	Sector	Vuelta	Sector	Vuelta	Sector	Vuelta	Sector	Vuelta	Sector	Vuelta	Sector	Vuelta
19	IP1		40.460	40.460										
	IP2		28.991	1:09.451										
	FL		35.188	1:44.639										
20	IP1		40.512	40.512										
	IP2		29.062	1:09.574										
	FL		35.201	1:44.775										
21	IP1		40.645	40.645										
	IP2		29.108	1:09.753										
	FL		35.138	1:44.891										
22	IP1		40.437	40.437										
	IP2		29.115	1:09.552										
	FL			-----										
23	IP1													
	IP2													
	FL													



106

CIRCUITO DE JEREZ - TEST OFICIAL SPANISH FORMULA 4 GRUPO B - SESIÓN 8 40 MEJORES VUELTAS

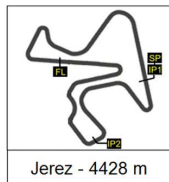
Dorsal	Piloto	Nat	Equipo	Maq.	Hora	Vuelta	Tiempo
4	Juan COTA	ESP	Drivex	F4-T421	15:25:58	11	1:43.938
4	Juan COTA	ESP	Drivex	F4-T421	15:24:15	10	1:43.976
4	Juan COTA	ESP	Drivex	F4-T421	15:29:27	13	1:44.059
4	Juan COTA	ESP	Drivex	F4-T421	15:31:11	14	1:44.072
4	Juan COTA	ESP	Drivex	F4-T421	15:27:43	12	1:44.197
6	Sacha VAN'T PAD BOSCH	NED	Tecnicar	F4-T421	15:29:43	13	1:44.236
4	Juan COTA	ESP	Drivex	F4-T421	15:22:31	9	1:44.283
6	Sacha VAN'T PAD BOSCH	NED	Tecnicar	F4-T421	15:24:30	10	1:44.313
66	Francisco MACEDO	POR	DXR	F4-T421	15:35:50	14	1:44.326
66	Francisco MACEDO	POR	DXR	F4-T421	15:47:44	19	1:44.332
6	Sacha VAN'T PAD BOSCH	NED	Tecnicar	F4-T421	15:27:59	12	1:44.337
66	Francisco MACEDO	POR	DXR	F4-T421	15:46:00	18	1:44.366
99	Thomas STRAUVEN	BEL	Rodin Motorsport	F4-T421	15:21:13	10	1:44.386
6	Sacha VAN'T PAD BOSCH	NED	Tecnicar	F4-T421	15:36:49	17	1:44.416
99	Thomas STRAUVEN	BEL	Rodin Motorsport	F4-T421	15:22:57	11	1:44.492
6	Sacha VAN'T PAD BOSCH	NED	Tecnicar	F4-T421	15:38:33	18	1:44.493
6	Sacha VAN'T PAD BOSCH	NED	Tecnicar	F4-T421	15:26:15	11	1:44.496
99	Thomas STRAUVEN	BEL	Rodin Motorsport	F4-T421	15:35:11	18	1:44.502
12	Adam AL AZHARI	UAE	Tecnicar	F4-T421	15:32:33	13	1:44.524
99	Thomas STRAUVEN	BEL	Rodin Motorsport	F4-T421	15:14:14	6	1:44.528
7	Maciej GLADYSZ	POL	KCL MP Motorsport	F4-T421	15:15:05	7	1:44.557
12	Adam AL AZHARI	UAE	Tecnicar	F4-T421	15:37:47	16	1:44.560
12	Adam AL AZHARI	UAE	Tecnicar	F4-T421	15:39:32	17	1:44.585
6	Sacha VAN'T PAD BOSCH	NED	Tecnicar	F4-T421	15:31:28	14	1:44.589
99	Thomas STRAUVEN	BEL	Rodin Motorsport	F4-T421	15:19:28	9	1:44.595
6	Sacha VAN'T PAD BOSCH	NED	Tecnicar	F4-T421	15:35:04	16	1:44.608
99	Thomas STRAUVEN	BEL	Rodin Motorsport	F4-T421	15:24:42	12	1:44.610
99	Thomas STRAUVEN	BEL	Rodin Motorsport	F4-T421	15:28:11	14	1:44.617
66	Francisco MACEDO	POR	DXR	F4-T421	15:34:06	13	1:44.637
99	Thomas STRAUVEN	BEL	Rodin Motorsport	F4-T421	15:36:56	19	1:44.639
12	Adam AL AZHARI	UAE	Tecnicar	F4-T421	15:44:52	20	1:44.640
10	Lorenzo CASTILLO	MEX	Tecnicar	F4-T421	15:16:20	9	1:44.646
4	Juan COTA	ESP	Drivex	F4-T421	15:20:46	8	1:44.663
12	Adam AL AZHARI	UAE	Tecnicar	F4-T421	15:34:18	14	1:44.674
99	Thomas STRAUVEN	BEL	Rodin Motorsport	F4-T421	15:33:26	17	1:44.692
12	Adam AL AZHARI	UAE	Tecnicar	F4-T421	15:30:49	12	1:44.715
99	Thomas STRAUVEN	BEL	Rodin Motorsport	F4-T421	15:26:26	13	1:44.725
66	Francisco MACEDO	POR	DXR	F4-T421	15:17:43	9	1:44.731
12	Adam AL AZHARI	UAE	Tecnicar	F4-T421	15:41:17	18	1:44.744
10	Lorenzo CASTILLO	MEX	Tecnicar	F4-T421	15:14:35	8	1:44.753



107

CIRCUITO DE JEREZ - TEST OFICIAL SPANISH FORMULA 4 GRUPO B - SESIÓN 8 TOP CINCO VUELTAS

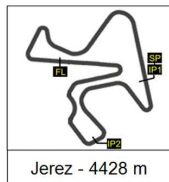
Piloto	Nat	Equipo	Top Five Laps				
4	Juan COTA	ESP Drivex	1:43.938	1:43.976	1:44.059	1:44.072	1:44.197
6	Sacha VAN'T PAD BOSC	NED Tecnicar	1:44.236	1:44.313	1:44.337	1:44.416	1:44.493
66	Francisco MACEDO	POR DXR	1:44.326	1:44.332	1:44.366	1:44.637	1:44.731
99	Thomas STRAUVEN	BEL Rodin Motorsport	1:44.386	1:44.492	1:44.502	1:44.528	1:44.595
12	Adam AL AZHARI	UAE Tecnicar	1:44.524	1:44.560	1:44.585	1:44.640	1:44.674
7	Maciej GLADYSZ	POL KCL MP Motorsport	1:44.557	1:49.383	2:04.294	PIT EXIT	PIT EXIT
10	Lorenzo CASTILLO	MEX Tecnicar	1:44.646	1:44.753	1:44.761	1:44.834	1:44.881
44	Ary BANSAL	GBR Rodin Motorsport	1:44.784	1:44.841	1:44.862	1:44.899	1:44.918
33	Christopher EL FEGHALI	LEB Drivex	1:44.887	1:45.011	1:45.058	1:45.074	1:45.194
22	Peter BOUZINELOS	AUS Rodin Motorsport	1:44.902	1:44.922	1:44.974	1:44.984	1:45.090
14	Keanu AL AZHARI	UAE MP Motorsport	1:45.345	2:09.197	PIT EXIT	PIT EXIT	PIT EXIT
30	Christian GARDUÑO	MEX DXR	1:45.598	1:45.717	1:45.821	1:45.917	1:45.939
27	Lucas FLUXÁ	ESP KCL MP Motorsport	PIT EXIT	PIT EXIT	PIT EXIT	PIT EXIT	PIT EXIT
3	Griffin PEEBLES	AUS MP Motorsport	PIT EXIT	PIT EXIT	PIT EXIT	PIT EXIT	PIT EXIT
71	Mattia COLNAGHI	ITA KCL MP Motorsport	PIT EXIT	PIT EXIT	PIT EXIT	PIT EXIT	PIT EXIT
9	René LAMMERS	NED MP Motorsport	PIT EXIT	PIT EXIT	PIT EXIT	PIT EXIT	



108

**CIRCUITO DE JEREZ - TEST OFICIAL SPANISH FORMULA 4
GRUPO B - SESIÓN 8
40 MEJORES VELOCIDADES MÁXIMAS**

Dorsal	Piloto	Nat	Equipo	Maq.	Hora	Vuelta	Vmax
14	Keanu AL AZHARI	UAE	MP Motorsport	F4-T421	15:15:32	4	202,6
66	Francisco MACEDO	POR	DXR	F4-T421	15:48:24	19	202,4
3	Griffin PEEBLES	AUS	MP Motorsport	F4-T421	15:16:02	5	202,3
10	Lorenzo CASTILLO	MEX	Tecnicar	F4-T421	15:33:03	15	202,2
71	Mattia COLNAGHI	ITA	KCL MP Motorsport	F4-T421	15:11:55	4	202,2
66	Francisco MACEDO	POR	DXR	F4-T421	15:50:12	20	202,1
4	Juan COTA	ESP	Drivex	F4-T421	15:31:51	14	202,1
33	Christopher EL FEGHALI	LEB	Drivex	F4-T421	15:29:33	12	201,6
66	Francisco MACEDO	POR	DXR	F4-T421	15:46:40	18	201,6
66	Francisco MACEDO	POR	DXR	F4-T421	15:09:22	4	201,6
27	Lucas FLUXÁ	ESP	KCL MP Motorsport	F4-T421	15:13:45	5	201,6
4	Juan COTA	ESP	Drivex	F4-T421	15:28:23	12	201,6
99	Thomas STRAUVEN	BEL	Rodin Motorsport	F4-T421	15:16:39	7	201,5
66	Francisco MACEDO	POR	DXR	F4-T421	15:16:38	8	201,5
4	Juan COTA	ESP	Drivex	F4-T421	15:06:27	3	201,5
4	Juan COTA	ESP	Drivex	F4-T421	15:30:07	13	201,4
6	Sacha VAN'T PAD BOSCH	NED	Tecnicar	F4-T421	15:21:41	8	201,3
4	Juan COTA	ESP	Drivex	F4-T421	15:26:39	11	201,3
99	Thomas STRAUVEN	BEL	Rodin Motorsport	F4-T421	15:18:24	8	201,2
10	Lorenzo CASTILLO	MEX	Tecnicar	F4-T421	15:40:03	19	201,2
4	Juan COTA	ESP	Drivex	F4-T421	15:21:27	8	201,2
66	Francisco MACEDO	POR	DXR	F4-T421	15:33:02	12	201,1
66	Francisco MACEDO	POR	DXR	F4-T421	15:34:46	13	201,1
99	Thomas STRAUVEN	BEL	Rodin Motorsport	F4-T421	15:27:07	13	201,0
99	Thomas STRAUVEN	BEL	Rodin Motorsport	F4-T421	15:28:52	14	201,0
6	Sacha VAN'T PAD BOSCH	NED	Tecnicar	F4-T421	15:33:60	15	201,0
99	Thomas STRAUVEN	BEL	Rodin Motorsport	F4-T421	15:20:09	9	200,9
7	Maciej GLADYSZ	POL	KCL MP Motorsport	F4-T421	15:12:12	5	200,9
66	Francisco MACEDO	POR	DXR	F4-T421	15:44:55	17	200,9
22	Peter BOUZINELOS	AUS	Rodin Motorsport	F4-T421	15:17:47	8	200,8
44	Ary BANSAL	GBR	Rodin Motorsport	F4-T421	15:17:09	7	200,7
33	Christopher EL FEGHALI	LEB	Drivex	F4-T421	15:16:13	6	200,7
30	Christian GARDUÑO	MEX	DXR	F4-T421	15:17:19	9	200,7
66	Francisco MACEDO	POR	DXR	F4-T421	15:12:59	6	200,7
66	Francisco MACEDO	POR	DXR	F4-T421	15:05:42	2	200,7
66	Francisco MACEDO	POR	DXR	F4-T421	15:07:28	3	200,7
4	Juan COTA	ESP	Drivex	F4-T421	15:24:55	10	200,7
10	Lorenzo CASTILLO	MEX	Tecnicar	F4-T421	15:36:33	17	200,6
7	Maciej GLADYSZ	POL	KCL MP Motorsport	F4-T421	15:15:46	7	200,6
4	Juan COTA	ESP	Drivex	F4-T421	15:23:11	9	200,6



CIRCUITO DE JEREZ - TEST OFICIAL SPANISH FORMULA 4
GRUPO B - SESIÓN 8
TOP CINCO MEJORES VELOCIDADES MÁXIMAS

Piloto	Nat	Equipo	Top Five Vmax				
14 Keanu AL AZHARI	UAE	MP Motorsport	202,6	198,8	180,5	153,1	128,3
66 Francisco MACEDO	POR	DXR	202,4	202,1	201,6	201,6	201,5
3 Griffin PEEBLES	AUS	MP Motorsport	202,3	199,4	199,3	198,5	197,1
10 Lorenzo CASTILLO	MEX	Tecnicar	202,2	201,2	200,6	200,4	200,4
71 Mattia COLNAGHI	ITA	KCL MP Motorsport	202,2	194,1	191,1	184,9	180,3
4 Juan COTA	ESP	Drivex	202,1	201,6	201,5	201,4	201,3
33 Christopher EL FEGHALI	LEB	Drivex	201,6	200,7	200,1	199,7	199,6
27 Lucas FLUXÁ	ESP	KCL MP Motorsport	201,6	198,9	198,0	197,1	191,8
99 Thomas STRAUVEN	BEL	Rodin Motorsport	201,5	201,2	201,0	201,0	200,9
6 Sacha VAN'T PAD BOSC	NED	Tecnicar	201,3	201,0	200,4	200,3	200,1
7 Maciej GLADYSZ	POL	KCL MP Motorsport	200,9	200,6	200,1	199,3	199,3
22 Peter BOUZINELOS	AUS	Rodin Motorsport	200,8	200,1	200,0	199,6	199,3
44 Ary BANSAL	GBR	Rodin Motorsport	200,7	200,5	200,3	200,3	200,3
30 Christian GARDUÑO	MEX	DXR	200,7	200,0	199,3	199,3	199,3
12 Adam AL AZHARI	UAE	Tecnicar	200,5	200,4	200,4	200,1	199,9
9 René LAMMERS	NED	MP Motorsport	199,3	196,7	190,1	140,3	